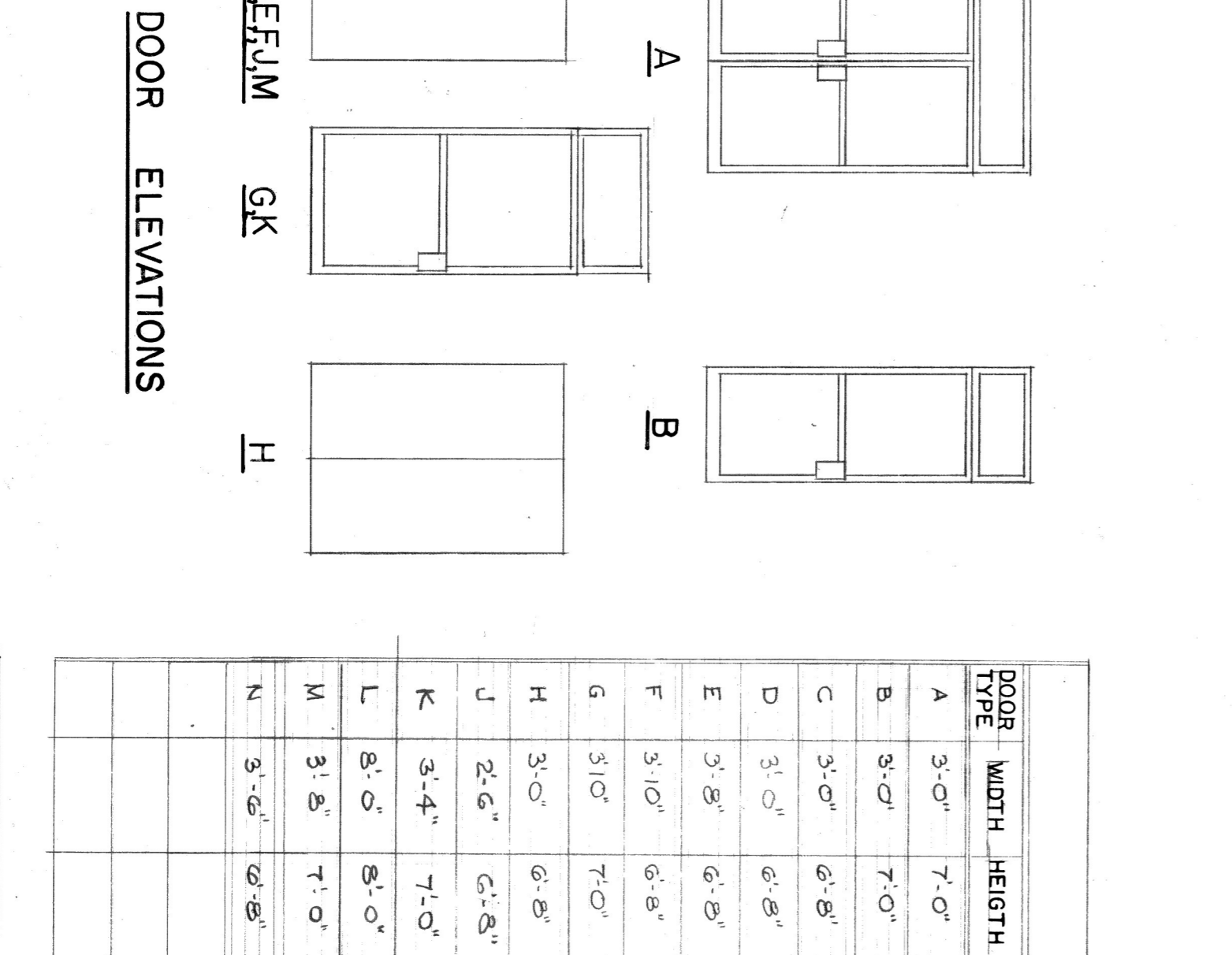
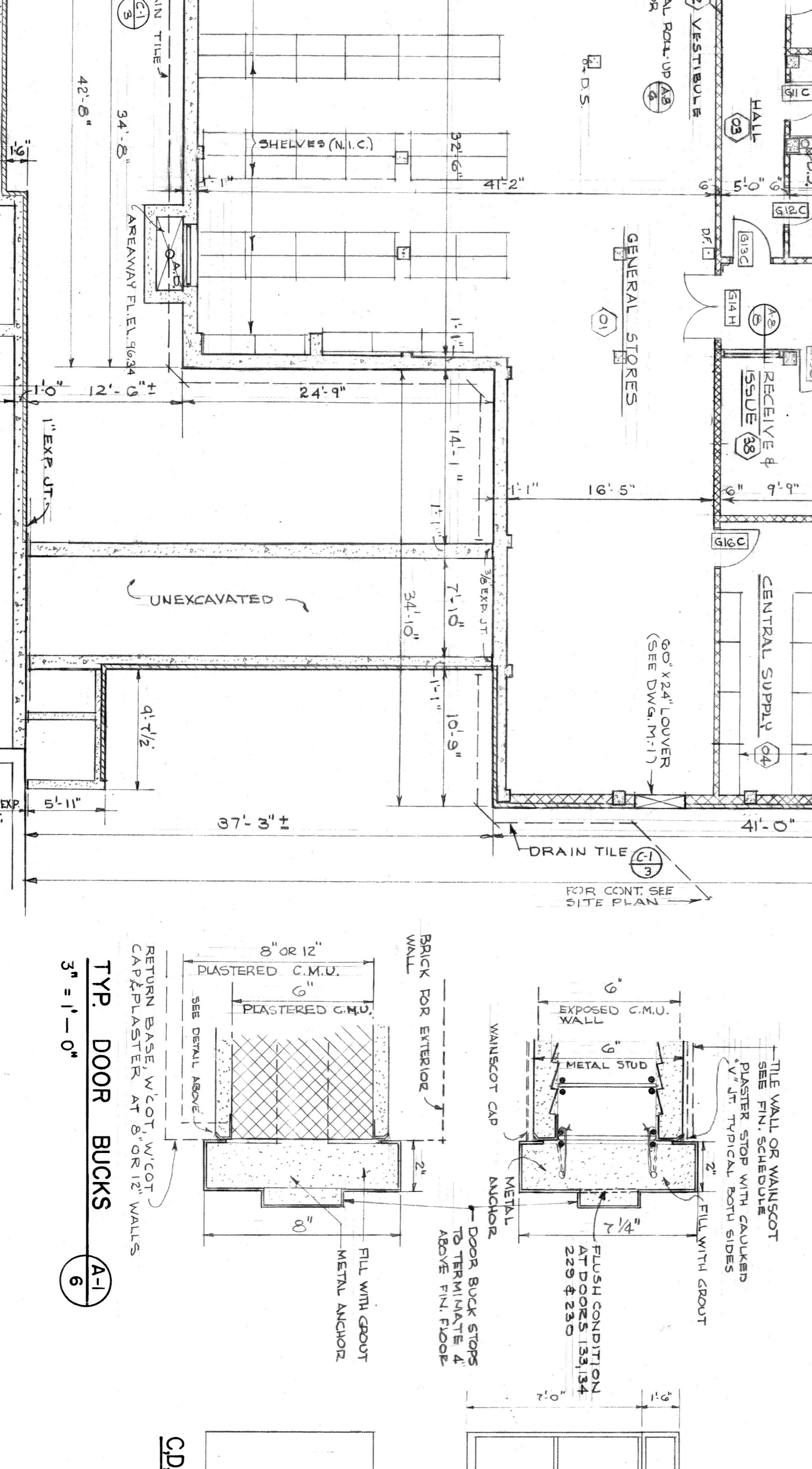
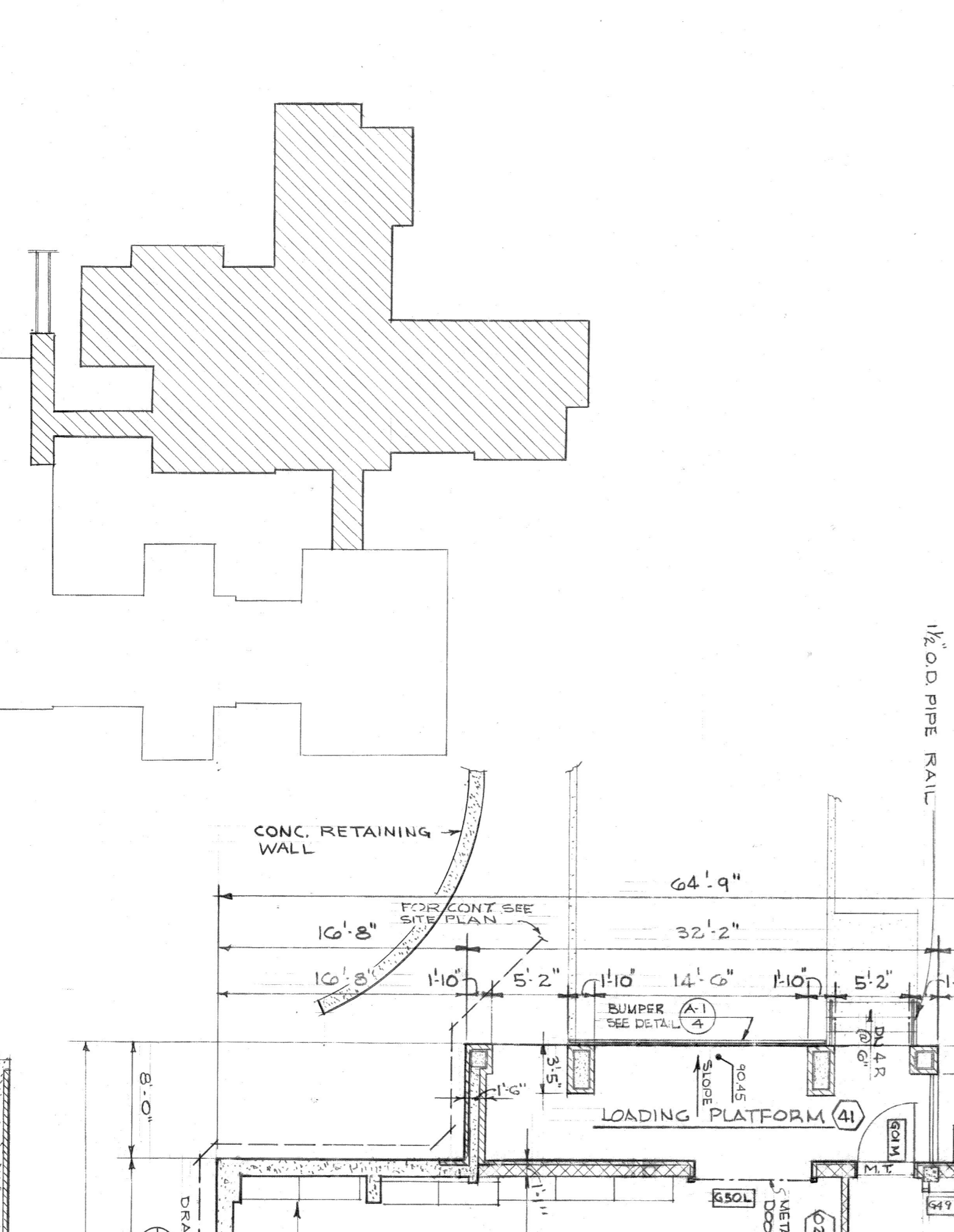


SPACE NO.	SPACE NAME	FLOOR	BASE	WALLS	W.COT	CEILING	CEILING HEIGHT	DETAILS & REMARKS
01	GENERAL STORE	CONC.	PAINTED C.M.U.	PAINTED C.M.U.		PAINT EXPOSED (SEE SPEC)	8'-0"	(A-1)
02	HALL	V.A.T.	VINYL	PAINTED C.M.U.		PAINT EXPOSED	8'-0"	(A-1)
03	CORRIDOR	V.A.T.	VINYL	PAINTED C.M.U.		PAINT EXPOSED	9'-4"	(A-1)
04	RECEIVING	V.A.T.	VINYL	PAINTED C.M.U.		PAINT EXPOSED	8'-0"	(A-1)
05	LABORATORY	V.A.T.	VINYL	PAINTED C.M.U.		PAINT EXPOSED	8'-0"	(A-1)
06	LABORATORY	V.A.T.	VINYL	PAINTED C.M.U.		PAINT EXPOSED	8'-0"	(A-1)
07	LABORATORY	V.A.T.	VINYL	PAINTED C.M.U.		PAINT EXPOSED	8'-0"	(A-1)
08	LABORATORY	V.A.T.	VINYL	PAINTED C.M.U.		PAINT EXPOSED	8'-0"	(A-1)
09	LABORATORY	V.A.T.	VINYL	PAINTED C.M.U.		PAINT EXPOSED	8'-0"	(A-1)
10	LABORATORY	V.A.T.	VINYL	PAINTED C.M.U.		PAINT EXPOSED	8'-0"	(A-1)
11	LABORATORY	V.A.T.	VINYL	PAINTED C.M.U.		PAINT EXPOSED	8'-0"	(A-1)
12	LABORATORY	V.A.T.	VINYL	PAINTED C.M.U.		PAINT EXPOSED	8'-0"	(A-1)
13	LABORATORY	V.A.T.	VINYL	PAINTED C.M.U.		PAINT EXPOSED	8'-0"	(A-1)
14	LABORATORY	V.A.T.	VINYL	PAINTED C.M.U.		PAINT EXPOSED	8'-0"	(A-1)
15	LABORATORY	V.A.T.	VINYL	PAINTED C.M.U.		PAINT EXPOSED	8'-0"	(A-1)
16	LABORATORY	V.A.T.	VINYL	PAINTED C.M.U.		PAINT EXPOSED	8'-0"	(A-1)
17	LABORATORY	V.A.T.	VINYL	PAINTED C.M.U.		PAINT EXPOSED	8'-0"	(A-1)
18	LABORATORY	V.A.T.	VINYL	PAINTED C.M.U.		PAINT EXPOSED	8'-0"	(A-1)
19	LABORATORY	V.A.T.	VINYL	PAINTED C.M.U.		PAINT EXPOSED	8'-0"	(A-1)
20	LABORATORY	V.A.T.	VINYL	PAINTED C.M.U.		PAINT EXPOSED	8'-0"	(A-1)
21	LABORATORY	V.A.T.	VINYL	PAINTED C.M.U.		PAINT EXPOSED	8'-0"	(A-1)
22	LABORATORY	V.A.T.	VINYL	PAINTED C.M.U.		PAINT EXPOSED	8'-0"	(A-1)
23	LABORATORY	V.A.T.	VINYL	PAINTED C.M.U.		PAINT EXPOSED	8'-0"	(A-1)
24	LABORATORY	V.A.T.	VINYL	PAINTED C.M.U.		PAINT EXPOSED	8'-0"	(A-1)
25	LABORATORY	V.A.T.	VINYL	PAINTED C.M.U.		PAINT EXPOSED	8'-0"	(A-1)
26	LABORATORY	V.A.T.	VINYL	PAINTED C.M.U.		PAINT EXPOSED	8'-0"	(A-1)
27	LABORATORY	V.A.T.	VINYL	PAINTED C.M.U.		PAINT EXPOSED	8'-0"	(A-1)
28	LABORATORY	V.A.T.	VINYL	PAINTED C.M.U.		PAINT EXPOSED	8'-0"	(A-1)
29	LABORATORY	V.A.T.	VINYL	PAINTED C.M.U.		PAINT EXPOSED	8'-0"	(A-1)
30	LABORATORY	V.A.T.	VINYL	PAINTED C.M.U.		PAINT EXPOSED	8'-0"	(A-1)
31	LABORATORY	V.A.T.	VINYL	PAINTED C.M.U.		PAINT EXPOSED	8'-0"	(A-1)
32	LABORATORY	V.A.T.	VINYL	PAINTED C.M.U.		PAINT EXPOSED	8'-0"	(A-1)
33	LABORATORY	V.A.T.	VINYL	PAINTED C.M.U.		PAINT EXPOSED	8'-0"	(A-1)
34	LABORATORY	V.A.T.	VINYL	PAINTED C.M.U.		PAINT EXPOSED	8'-0"	(A-1)
35	LABORATORY	V.A.T.	VINYL	PAINTED C.M.U.		PAINT EXPOSED	8'-0"	(A-1)
36	LABORATORY	V.A.T.	VINYL	PAINTED C.M.U.		PAINT EXPOSED	8'-0"	(A-1)
37	LABORATORY	V.A.T.	VINYL	PAINTED C.M.U.		PAINT EXPOSED	8'-0"	(A-1)
38	LABORATORY	V.A.T.	VINYL	PAINTED C.M.U.		PAINT EXPOSED	8'-0"	(A-1)
39	LABORATORY	V.A.T.	VINYL	PAINTED C.M.U.		PAINT EXPOSED	8'-0"	(A-1)
40	LABORATORY	V.A.T.	VINYL	PAINTED C.M.U.		PAINT EXPOSED	8'-0"	(A-1)
41	LABORATORY	V.A.T.	VINYL	PAINTED C.M.U.		PAINT EXPOSED	8'-0"	(A-1)
E-1	ELEVATOR	CONC.	PAINTED C.M.U.	PAINTED C.M.U.		PAINT EXPOSED	8'-0"	(A-1)



DOOR TYPE	WIDTH	HEIGHT	THICKNESS	MATERIAL	FRAME	GLASS	DETAILS	REMARKS
A	3'-0"	7'-0"	1 1/2"	FLUSH GLAZED ALUM.	ALUM.	FLUSH GLAZED	(A-1)	PAIR WITH TRANSONM DOWN-WHITE SLICKS WITH TRANSONM
B	3'-0"	7'-0"	1 1/2"	FLUSH GLAZED ALUM.	ALUM.	FLUSH GLAZED	(A-1)	CLASS 'B' AT GUY GLAZED
C	3'-0"	6'-6"	1 1/2"	FLUSH GLAZED ALUM.	ALUM.	FLUSH GLAZED	(A-1)	CLASS 'B' AT GUY GLAZED
D	3'-0"	6'-6"	1 1/2"	FLUSH GLAZED ALUM.	ALUM.	FLUSH GLAZED	(A-1)	CLASS 'B' AT GUY GLAZED
E	3'-0"	6'-6"	1 1/2"	FLUSH GLAZED ALUM.	ALUM.	FLUSH GLAZED	(A-1)	CLASS 'B' AT GUY GLAZED
F	3'-0"	6'-6"	1 1/2"	FLUSH GLAZED ALUM.	ALUM.	FLUSH GLAZED	(A-1)	CLASS 'B' AT GUY GLAZED
G	3'-0"	6'-6"	1 1/2"	FLUSH GLAZED ALUM.	ALUM.	FLUSH GLAZED	(A-1)	CLASS 'B' AT GUY GLAZED
H	3'-0"	6'-6"	1 1/2"	FLUSH GLAZED ALUM.	ALUM.	FLUSH GLAZED	(A-1)	CLASS 'B' AT GUY GLAZED
I	3'-0"	6'-6"	1 1/2"	FLUSH GLAZED ALUM.	ALUM.	FLUSH GLAZED	(A-1)	CLASS 'B' AT GUY GLAZED
J	3'-0"	6'-6"	1 1/2"	FLUSH GLAZED ALUM.	ALUM.	FLUSH GLAZED	(A-1)	CLASS 'B' AT GUY GLAZED
K	3'-4"	7'-0"	1 1/2"	FLUSH GLAZED ALUM.	ALUM.	FLUSH GLAZED	(A-1)	CLASS 'B' AT GUY GLAZED
L	3'-0"	6'-6"	1 1/2"	FLUSH GLAZED ALUM.	ALUM.	FLUSH GLAZED	(A-1)	CLASS 'B' AT GUY GLAZED
M	3'-0"	6'-6"	1 1/2"	FLUSH GLAZED ALUM.	ALUM.	FLUSH GLAZED	(A-1)	CLASS 'B' AT GUY GLAZED
N	3'-0"	6'-6"	1 1/2"	FLUSH GLAZED ALUM.	ALUM.	FLUSH GLAZED	(A-1)	CLASS 'B' AT GUY GLAZED

CLARK, NEXSEN & OWEN - ARCHITECTS
 ALTERATIONS & ADDITIONS TO GUGGENHEIMER MEMORIAL HOSPITAL
 LYNCHBURG, VIRGINIA

PROJECT NO. VA-208

GROUND FLOOR PLAN

DATE: JAN. 1968

SCALE: 1/8" = 1'-0"

CLB