

FIGURE 1
 IMPORTS OF WOOL
 BY SPECIFIC CLOTH CLASS
 YEAR ENDING JUNE 30, 1910


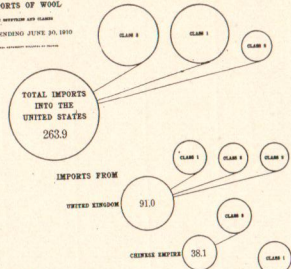


FIGURE 2
 WORLD PRODUCTION OF WOOL
 BY PRINCIPAL COUNTRIES
 1910


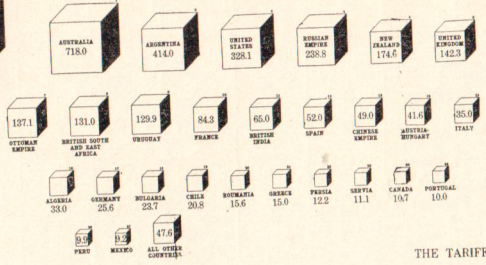


FIGURE 3
 COMPARATIVE WOOL PRODUCTION
 IN
 PRINCIPAL REGIONS OF THE WORLD
 1910




FIGURE 4
 DOMESTIC WOOL PRODUCTION
 BY STATES
 1910

