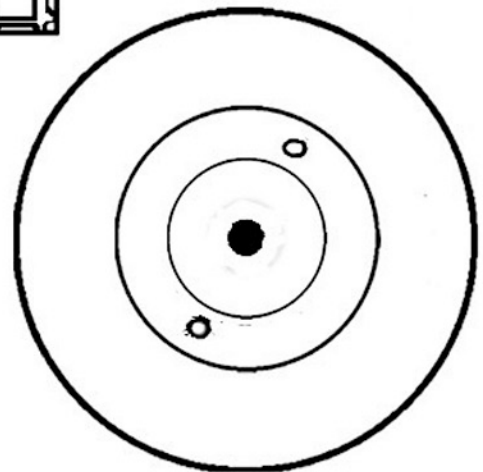
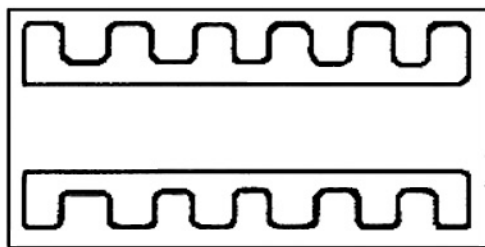
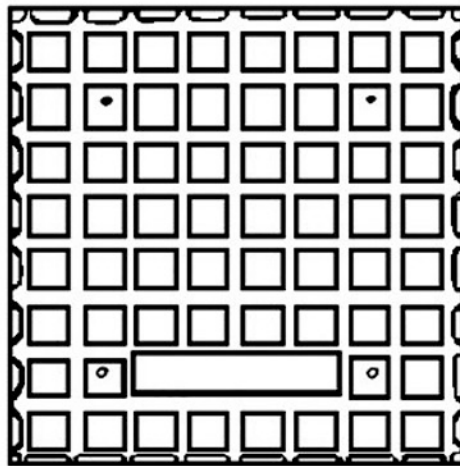
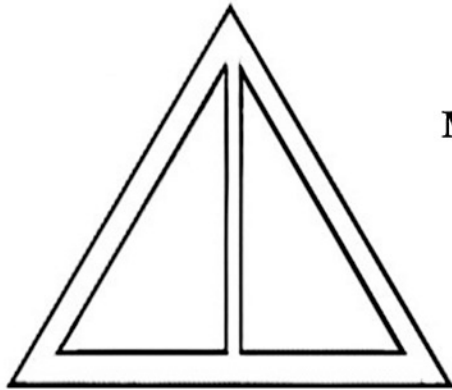


An Architectural Research Associates Monograph

**A FIELD GUIDE TO THE KEY PATTERNS ON THE BACKS  
OF UNITED STATES CERAMIC TILES, 1870s - 1930s**

MICHAEL PADWEE



Expanded and Revised 3rd Edition

A FIELD GUIDE  
TO THE  
KEY PATTERNS  
ON THE BACKS OF  
UNITED STATES  
CERAMIC TILES,  
1870s - 1930s

**MICHAEL PADWEE**

**Expanded and Revised 3rd Edition**

# A FIELD GUIDE TO THE KEY PATTERNS ON THE BACKS OF UNITED STATES CERAMIC TILES, 1870s-1930s (3rd Edition)

## INTRODUCTION

Prior to the 1876 Philadelphia Centennial Exhibition the majority of decorative tiles used in the United States--encaustic floor tiles, transfer-printed and relief wall and fireplace tiles--were imported from Europe, mainly from England. Americans, anxious to demonstrate their aesthetic sophistication, eagerly emulated the fashion for tiles that were lavishly displayed at the exhibition by English companies such as Maw, Minton, Doulton, and Craven Dunnill, all of which hoped to multiply their American sales. Ironically, these exhibits, coupled with multiple American printings of Charles Eastlake's **Hints on Household Tastes**, not only increased American demand for decorated tiles, but inspired American potters to establish their own tile manufacturing companies. In the decade following the Centennial Exhibition at least two dozen American companies began to manufacture decorated tiles. Some were already producing tableware or roof and drainage tiles, but many were new, established specifically in response to growing demand.<sup>1</sup>

When collecting art tiles, a major question is the identification of the maker. Many tiles have designs which can be found in reference works or manufacturers' catalogs (if they even exist). Some tiles can be identified by the types of clays or glazes used. Two other methods which can be used to identify tiles are through initials, or a name or logo on the tile's back; or through the key patterns found on the backs of many tiles. There are problems, however, with all these methods of identification.

In both the United States and England, for example, different companies used the same, or very similar, tile designs. Figure 1a illustrates two transfer tiles that were manufactured by the International Tile Company of Brooklyn, NY in the 1880s.<sup>2</sup>




Figure 1a

Figure 1b shows similar tiles that were manufactured by the American Encaustic Tiling Company of Zanesville, OH in the 1890s.<sup>3</sup> It is not known if AET purchased the transfer plates from

<sup>1</sup> Padwee, Susan I. and Michael, "The Manufacture of Ceramic Tiles in Trenton--Part I" in **Trenton Potteries**, the Newsletter of the Potteries of Trenton Society, Vol. 4, No. 3, Sept. 2003, p. 1.

<sup>2</sup> Collection of Susan I. Padwee.

<sup>3</sup> American Encaustic Tiling Co., **Artistic Tiles**, AET Co., Ltd., New York, NY (Catalog reprinted by the Tile Heritage Foundation, Healdsburg, CA, 1990s).

**A FIELD GUIDE TO THE KEY PATTERNS ON THE BACKS OF UNITED STATES  
CERAMIC TILES, 1870s-1930s (3rd Edition)**

International when International went out of business or copied the design, or both companies purchased their plates from the same source. It is also possible that many popular transfer tile designs and relief tile molds were taken by workmen, designers and artists who moved from one tile company to another. One design was known to have been made by one American and thirteen English tilemakers.<sup>4</sup>




Figure 1b

Jill and Brian Austwick state that “Even when a tile has a popular design..., problems arise. Take [the] Industrial [series], for example, designed by Moyr Smith for Mintons China Works. This [transfer series] is usually found on Mintons China Works tiles, either marked with the name or having a familiar back pattern. But occasionally this [unmarked back] pattern is found with a Doulton [ink] stamp printed on the back; most probably because Doulton liked the design and sold it alongside their own wares.<sup>5</sup> Sometimes companies also bought tile blanks from each other and added their own designs.

Another well-known molded relief tile, “Michaelangelo”, the design of which was attributed to Isaac Broome, was also produced in England and the United States. Figure 2 (below) is the Flaxman & Co. tile from England, which is identical to that produced by the Trent Tile Company of Trenton, NJ, where Isaac Broome worked. It is also possible that Joseph Kirkham, a principal of the Providential Tile Company of Trenton, NJ, where Isaac Broome worked after leaving Trent, took some of Broome’s molds with him when Kirkham moved to Ohio and then to California. Figure 3 is the back of the “Michaelangelo” tile, which has been attributed to the Western Art Tile Company, or to its subsidiary, the California Tile and Terra

<sup>4</sup> Padwee, Susan I. “The International Tile Company Catalogue”, p. 48, in **The International Tile Company and the Economic, Sanitary, Social, and Aesthetic Context for the Development of the American Tile Industry**. Masters Thesis, History of the Decorative Arts, Cooper-Hewitt, National Design Museum and Parsons School of Design, 1998.

<sup>5</sup> Austwick, Jill and Brian. **The Decorated Tile: An Illustrated History of English Tile-making and Design**. Collier Macmillan Canada, Ltd., Don Mills, Ontario, 1980, p. 126.

## A FIELD GUIDE TO THE KEY PATTERNS ON THE BACKS OF UNITED STATES CERAMIC TILES, 1870s-1930s (3rd Edition)

Cotta Company, both of which were associated with Kirkham.<sup>6</sup>

Some companies, like Grueby and Van Briggle, use glazes or clay bodies that are easily recognizable. For most manufacturers, however, these methods of identification require specialized knowledge on the part of the historian or collector.

While a company name, initials, logo or brand name is often a reliable indicator of a tile's manufacturer, there are instances when a trade name for one company is the same as the name of another company. Figures 4 and 5 are examples of tiles that use the word "TROPICO" in their backmarks. The Tropico Potteries of Glendale, CA manufactured tiles from c. 1920-1923 when it was incorporated into Gladding McBean & Co. Figure 4 is the back of a Tropico Potteries tile, and Figure 5 is the back of a "Tropico" brand-named Gladding McBean tile. Similarly, trade names such as "KAOSPAR" and "HERMOSA" are also found on the backs of tiles of different companies during different time periods.

If you do not have a tile with a company name or logo on it, or these are partially obscured by adhering mortar or cement, it may still be possible to identify the tile, or at least narrow down its identity, from either the key pattern or partial key pattern. Key patterns are the markings found on the backs of tiles which are used to hold the tile to the mortar or adhesive on a wall or floor. For over twenty years Peter and Diana Clegg have been researching the tile backs of 19th and early 20th Century English tiles. The Cleggs have devised a classification scheme for English tile backs,<sup>17</sup> which I have adapted and expanded for U.S. tile backs. (See Table 1) **It should be noted that some tile makers incorporated elements from more than one key pattern on the back of a tile.** When this occurs in my classification scheme, I have assigned the tileback to a single classification only.

While some of the key patterns were used by one or two companies at most, such as the J. & J.G. Low and Trent grooved backs, the Kensington pictorial backs, and the Providential Tile Co. grid backs, among others, many other key patterns were used by more than one or two tile makers. Key patterns, however, can be used with other means of identification to help pinpoint the maker of a tile.

It is only now--after more than 125 years of the manufacture of decorated tiles in the United States--that tile historians and collectors are looking more closely at the backs of these tiles to help determine the manufacturer, and we are now beginning to organize this research into a constructive framework.<sup>8</sup>

---

<sup>6</sup> Correspondence between California tile historian Steve Soukup and the author. (Just recently, however, a Tropico Potteries tile has also surfaced with the script "California" on its back further confusing this issue.)

<sup>7</sup> Clegg, Peter and Diana. "Back Chat, Our First Twenty Years" in **Glazed Expressions**, Newsletter of the Tiles and Architectural Ceramics Society, Number 48, Winter 2003, pp. 3-5.

<sup>8</sup> This Introduction and Table I were adapted from the author's article, "The Identification of Art Tiles: Key Patterns" in the **Journal of the American Art Pottery Association**. Vol. 21, No. 1, January/February 2005, pp. 12-15.

**A FIELD GUIDE TO THE KEY PATTERNS ON THE BACKS OF UNITED STATES  
CERAMIC TILES, 1870s-1930s (3rd Edition)**

<b>Eng. Classification</b>	<b>English Definition</b>	<b>U.S. Classification</b>	<b>U.S. Definition</b>	<b>See Figure:</b>
<b>1. Barré</b>	Tiles with raised horizontal or vertical bars	<b>1. Bars that are continuous from edge to edge</b>	Tiles with raised and recessed bars that are continuous from edge to edge and/or partial bars that begin at an edge	Figure 4 (Tropico Potteries)
<b>2. Ladder</b>	Tiles with raised horizontal bars linked to a bar on each vertical edge	<b>2. Bars that are not continuous from edge to edge</b>	Tiles with raised or recessed bars and/or partial bars that are not continuous from edge to edge	Figure 6 (Franklin Tile Co.)
<b>3. Portculis</b>	Tiles with a grid of sunken squares or rectangles	<b>3. Grids</b>	Tiles with grids or partial grids of either raised or recessed squares, rectangles or other shapes	Figure 7 (Providential Tile Co.)
<b>4. Target</b>	Tiles with a series of raised or sunken circles	<b>4.a. Circles and/or Target Backs</b>	Tiles with raised and/or recessed circular key patterns	Figure 8 (New York Vitrified Tile Co.)
		<b>4.b. Other Curved or Circular Patterns</b>	Combinations of curved and/or circular patterns, possibly used with other, non-curved patterns	Figure 9 (Old Bridge Enamelled Brick & Tile Co.)
<b>5. Diagonal</b>	Tiles with bars or grids running diagonally	<b>5. Diagonal</b>	Tiles with diagonal key patterns	Figure 10 (Burroughs & Mountford Art Tile Works)
<b>6. Stab Marks</b>	Typically used on encaustic tiles	<b>6. Stab Marks</b>	Small depressions pressed into the backs of some encaustic tiles	Figure 11 (United States Encaustic Tile Co.)
<b>7. Lock or Grip Backs</b>		<b>7. Patented Grip Backs<sup>9</sup></b> (marked “patented”, “patent pending”, etc.)	Tiles with patented backs that lock tiles together and/or to mortar	Figure 12 (Trent Tile Co.)
<b>8. Other</b>	A category for everything that doesn't fit comfortably anywhere else	<b>8. Other Geometric-shaped Key Patterns</b>	Tiles with other than circular, square or rectangular-shaped key patterns	Figure 13 (Hyzer & Lewellyn) <sup>10</sup>
		<b>9. Grooved Backs</b>	Tiles with impressed, incised or gouged groove patterns	Figure 14 (Woolenius Tile Co.)
		<b>10. Pictorial Keys<sup>9</sup></b>	Keys that are pictorial in nature <sup>11</sup>	Figure 15 (Kensington Art Tile Co.)
		<b>11. Recessed or raised central areas</b>	Key consisting of a single raised or recessed central area	Figure 16 (American Encaustic Tiling Co.)
		<b>12. Other</b>	A category for anything that doesn't fit comfortably anywhere else.	Figure 17 (Robertson Art Tile Co.)

<sup>9</sup>All Classification 7 tiles will also be found within other classifications, as will some Classification 10 tiles.

<sup>10</sup>This tile is the property of the Philadelphia Museum of Art.

<sup>11</sup>Besides incised, impressed or raised images, these may also consist of intertwined letters, etc.

**A FIELD GUIDE TO THE KEY PATTERNS ON THE BACKS OF UNITED STATES  
CERAMIC TILES, 1870s-1930s (3rd Edition)**

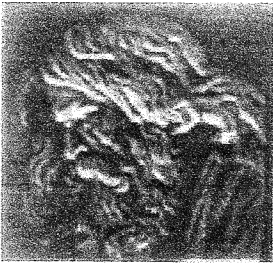


Figure 2




Figure 3

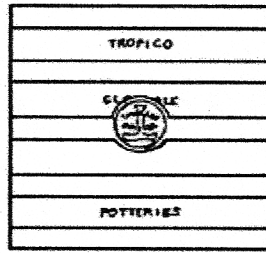


Figure 4

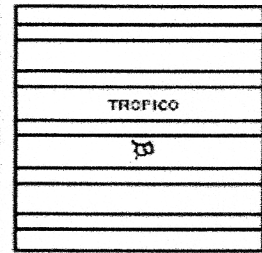


Figure 5




Figure 6




Figure 7




Figure 8

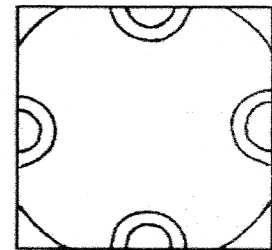


Figure 9




Figure 10




Figure 11

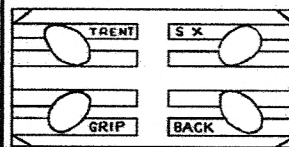


Figure 12

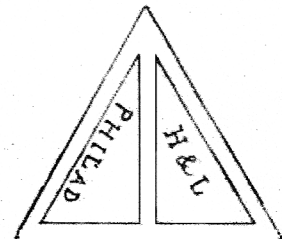


Figure 13

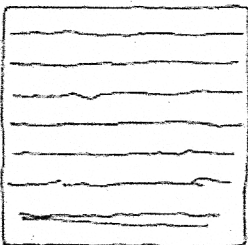


Figure 14

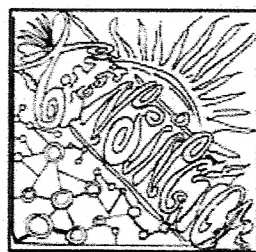


Figure 15

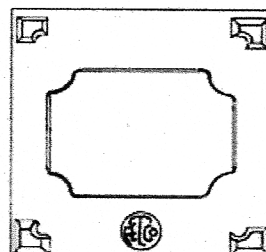


Figure 16

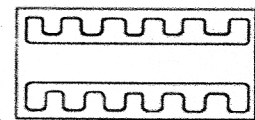


Figure 17

## **A FIELD GUIDE TO THE KEY PATTERNS ON THE BACKS OF UNITED STATES CERAMIC TILES, 1870s-1930s (3rd Edition)**

The second edition of this field guide contained over 450 drawings of key patterns found on the backs of ceramic tiles manufactured in the United States. This third edition, coming almost ten years after the second, contains over 750 drawings. The majority are of dust pressed tiles manufactured from the 1870s through the 1930s. There are, however, some wet process tiles listed, as well as a few tiles that were manufactured after the 1930s when continuity is necessary. As I've mentioned in the previous editions, this field guide is **not** all-inclusive as other key patterns are still being discovered.

The field guide is divided into sections by classification in order to easily identify similar key patterns. I have not included tiles with flat backs that contain no markings or patterns. All of the tile drawings are approximately 2" wide, and below each is the name or abbreviation (see **Appendix I**) of the company or companies that use that key pattern and the known sizes to one-eighth inch. I have also included a few drawings of U.S. tiles of unknown pedigree in the hope that a reader might be able to identify them for me. (Email additions or corrections to **mpadwee@nyc.rr.com**). As you will see, some of the key pattern classifications I have made are necessarily arbitrary for tiles that do not have perpendicular sides, or for tiles with more than one type of key pattern. However, I have tried to be as consistent as possible. Any drawing errors are mine alone.

To use this field guide first determine the key pattern classification from Table 1. Then turn to the classification and tile shape in the guide and check for your key pattern. If your tile has more than one type of key pattern/classification, be sure to check them all.

The tile backs illustrated in this monograph have all been drawn using computer software for accuracy. The drawings come from many sources: a number are from my other monograph, **A Guide to the Patterns and Markings on the Backs of United States Ceramic Tiles, 1870s-1930s**, published in 1997, as well as from many tile historians, antique tile and salvage dealers and the "www.eBay.com" tile auctions. I would especially like to thank Joe Taylor and Sheila Menzies and the Tile Heritage Foundation (<http://tileheritage.org/>), Sandie Fowler and Wendy Harvey of Antique Articles (<http://antiquearticles.com/>), and tile historian Michael Sims (encaustic and Mid-West tiles) for their continuing support and friendship (Michael Sims also read and criticized the manuscript of this book), Judy Wells and Scott Anderson (historians of the Robertson Art Tile Co.), Helen Henderson (New Jersey tiles); the Potteries of Trenton Society, the staff of Olde Good Things Architectural Salvage in New York City, Chris Blanchett of Buckland Books in England, Romaine Andaloro, Mark Bassett, "Bungalow Bill" Shesko, Chatham Auction Room (Mamaroneck, NY), Riley Doty, Mike Duff, Stephanie Elvanian, Susan Toomey Frost, Arthur Goldberg, Karen Guido of Karen Michelle Antique Tiles, Brian Kaiser, Norman Karlson, Jerry Maschino, Richard Mohr, Susan Montgomery, Gary E. Moore, the late Barbara White Morse, Suzanne Perrault, the Philadelphia Museum of Art, Kim Schairer, Mary Ellen and Robert Seery, Seymour Siegal, Dick Sigafoose of Pots 'n Stuff, Steven Soukup of California Crazyed, Lisa Taft, Cristi Walden, and my wife, Susan Ingham Padwee.




**A FIELD GUIDE TO THE KEY PATTERNS ON THE BACKS OF UNITED STATES  
CERAMIC TILES, 1870s-1930s (3rd Edition)**

All rights reserved. No part of this book may be reproduced or transmitted in any form or by any means, electronic or mechanical, including photocopying, recording or by any information storage and retrieval system, without written permission from the author, except for the inclusion of brief quotations in a review.

Copyright © 1999, 2001, 2010 by Michael Padwee  
Third Edition, expanded and revised, 2010  
Second Printing  
\$35 postpaid from Architectural Research Associates  
453 14th Street, Brooklyn, New York, U.S.A.  
[mpadwee@nyc.rr.com](mailto:mpadwee@nyc.rr.com)

# A FIELD GUIDE TO THE KEY PATTERNS ON THE BACKS OF UNITED STATES CERAMIC TILES, 1870s-1930s (3rd Edition)

## About the Author




Michael W. Padwee is an historian and collector of United States art tiles. He has previously published two editions of this field guide, as well as another monograph about tile identification, **A Guide to the Patterns and Markings on the Backs of United States Ceramic Tiles, 1870s-1930s** (1997). He has written a column, "Tile Back Views", for **Flashpoint**, the Newsletter of the Tile Heritage Foundation, and for the THF's e-newsletter. He has also written articles about tile identification for the **Journal of the American Art Pottery Association**, the **Newsletter of the Potteries of Trenton Society**, and he has written a chapter about Brayton Laguna Pottery tiles in Volume I of **California Tiles, 1910-1930**.

Michael lives in Brooklyn, New York and is married to Susan Ingham Padwee, a decorative arts historian, author and lecturer.


**A FIELD GUIDE TO THE KEY PATTERNS ON THE BACKS OF UNITED STATES  
CERAMIC TILES,  
1870s-1930s (3rd Edition)**

**Table of Contents**

<u>Page</u>	<u>Contents</u>
i - x	<b>Introduction</b>
iv	Table I--Tile Classifications
v	Figures 2-17
	<b>Drawings:</b>
1 - 27	Classification 1 Drawings
28 - 58	Classification 2 Drawings
59 - 68	Classification 3 Drawings
69 - 79	Classification 4a Drawings
80 - 82	Classification 4b Drawings
83 - 87	Classification 5 Drawings
88 - 90	Classification 6 Drawings
91 - 97	Classification 7 Drawings
98 - 107	Classification 8 Drawings
108 - 118	Classification 9 Drawings
119 - 125	Classification 10 Drawings
126 - 137	Classification 11 Drawings
138	Classification 12 Drawings
139 - 165a	<b>Appendix I:</b> Tile Company Abbreviations used in this monograph, and Initials, Brand Names and Terms found on the backs of tiles
166 - 170	<b>Appendix II:</b> Tile Patents relating to tile backs and key patterns
171 - 183	<b>Appendix III:</b> Paper Labels Found on Tile Backs
184 - 197	<b>Appendix IV:</b> United States Tile Companies Timeline
198 - 204	<b>Selected Bibliography</b>












New York Vitrified Tile Co.,  
Brooklyn, NY--1898



United States Encaustic Tile Co., Indianapolis, IN, c. 1880s






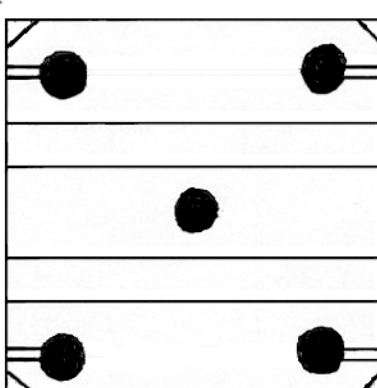


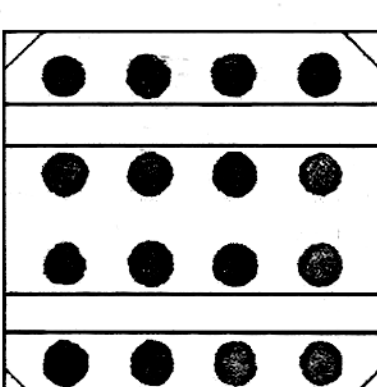
A FIELD GUIDE TO THE KEY PATTERNS ON THE BACKS OF UNITED STATES CERAMIC TILES,  
1870s-1930s (3rd Edition)

(Classification 1) Square Tiles: Alternating Raised and Recessed Bars that are Continuous from Edge to Edge

<p>a (three bars)</p>  <p>Unkn. U.S.--3"</p>	<p>b</p>  <p>Trent--1 1/2"</p>	<p>c</p>  <p>AET--1 1/2"</p>
<p>d</p>  <p>AET--2"</p>	<p>e (five bars)</p>  <p>This is a fake 3" Grueby tile with a fake paper label (see App. III)</p>	<p>f</p>  <p>International--2 1/8"</p>
<p>g</p>  <p>Calco--4"</p>	<p>h</p>  <p>Robertson--3"</p>	<p>j</p>  <p>Wheeling--4 1/4"</p>


A FIELD GUIDE TO THE KEY PATTERNS ON THE BACKS OF UNITED STATES CERAMIC TILES,  
1870s-1930s (3rd Edition)

(Classification 1) Square Tiles: Alternating Raised and Recessed Bars that are Continuous from Edge to Edge

<p>a</p>  <p>Tropico--2 3/4", 3"</p>	<p>b</p>  <p>OET--2"; Pardee--3"; Low--4"</p>	<p>c</p>  <p>Columbia, ELE--2"; AET--3"</p>
<p>d</p>  <p>GM--2"</p>	<p>e</p>  <p>AET--6"</p>	<p>f</p>  <p>AET--6"</p>
<p>g</p>  <p>AET--6"</p>	<p>h</p>  <p>AET--6"</p>	<p>i</p>  <p>AET--6"</p>

A FIELD GUIDE TO THE KEY PATTERNS ON THE BACKS OF UNITED STATES CERAMIC TILES,  
1870s-1930s (3rd Edition)

(Classification 1) Square Tiles: Alternating Raised and Recessed Bars that are Continuous from Edge to Edge



A FIELD GUIDE TO THE KEY PATTERNS ON THE BACKS OF UNITED STATES CERAMIC TILES,  
1870s-1930s (3rd Edition)

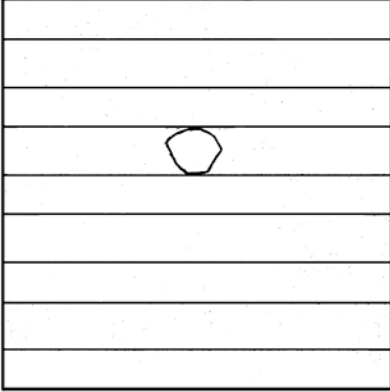

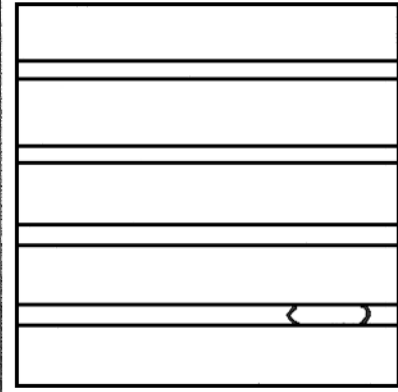

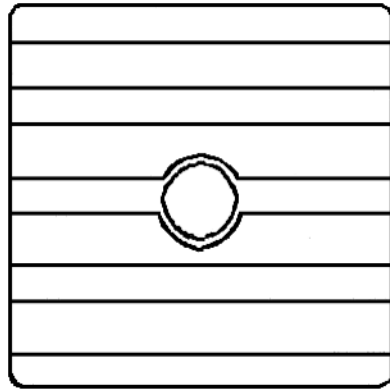


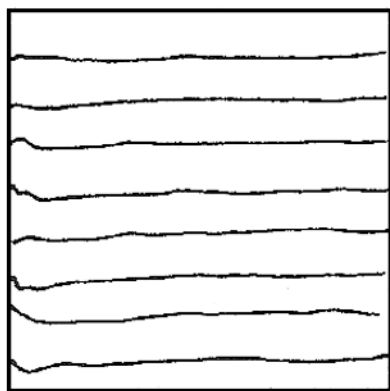

(Classification 1) Square Tiles: Alternating Raised and Recessed Bars that are Continuous from Edge to Edge

<p>a</p>  <p>Grueby--3"</p>	<p>b</p>  <p>Pomona--4"</p>	<p>c</p>  <p>Ludowici--6"</p>
<p>d</p>  <p>AET--4 1/4"; Low--2"; Robertson, USETW--3"; Trent--3", 4 1/4"</p>	<p>e (nine bars)</p>  <p>GM</p>	<p>f</p>  <p>AET/CA--5 1/2"</p>
<p>g</p>  <p>Att. to Tudor--6"</p>	<p>h</p>  <p>Unkn. U.S.--3"</p>	<p>i</p>  <p>Providential--6"</p>





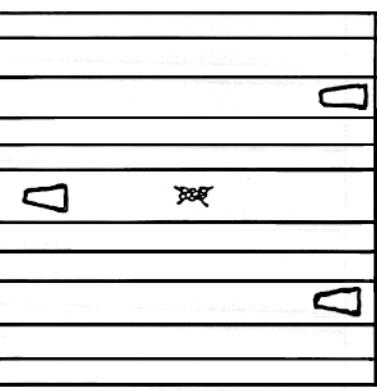
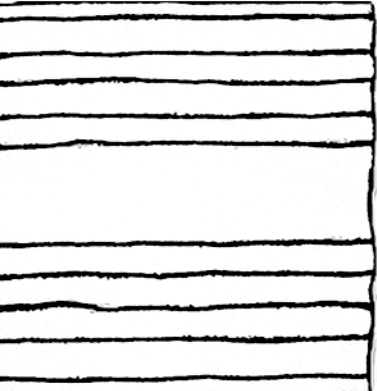



A FIELD GUIDE TO THE KEY PATTERNS ON THE BACKS OF UNITED STATES CERAMIC TILES,  
1870s-1930s (3rd Edition)

(Classification 1) Square Tiles: Alternating Raised and Recessed Bars that are Continuous from Edge to Edge

<p>a</p>  <p>Columbia--app. 4"</p>	<p>b</p>  <p>Unkn. U.S. ("JA")--6"</p>	<p>c</p>  <p>Kirkham--6"</p>
<p>d</p>  <p>CCP--2 3/4"</p>	<p>e</p>  <p>Tropico--6"</p>	<p>f</p>  <p>Att. to Owens--6"</p>
<p>g</p>  <p>Beaver Falls--3"; CT&amp;TC--6"; Low--6"</p>	<p>h</p>  <p>Unkn. U.S.--5 1/4" (May be grooves rather than bars)</p>	<p>i</p>  <p>AET--6"; Beaver Falls--3"; Trent--4 1/4", 6"</p>







A FIELD GUIDE TO THE KEY PATTERNS ON THE BACKS OF UNITED STATES CERAMIC TILES,  
1870s-1930s (3rd Edition)

(Classification 1) Square Tiles: Alternating Raised and Recessed Bars that are Continuous from Edge to Edge

<p>a (eleven bars)</p>  <p>Hoffman--6"</p>	<p>b</p>  <p>Beaver Falls--4 1/4", 6"; Trent, USETW--6"</p>	<p>c</p>  <p>Mosaic--6"</p>
<p>d</p>  <p>Columbia--6"</p>	<p>e</p>  <p>Strobl--4"</p>	<p>f</p>  <p>Wheeling--4 1/4"</p>
<p>g</p>  <p>National--6"</p>	<p>h</p>  <p>Unkn. U.S.--6"</p>	<p>i</p>  <p>Tropico--6"</p>


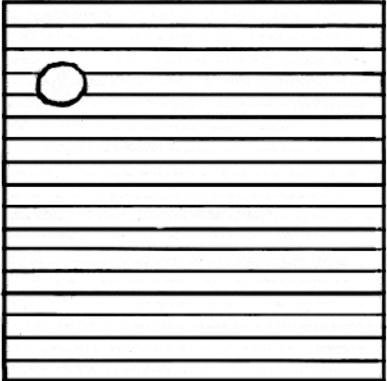

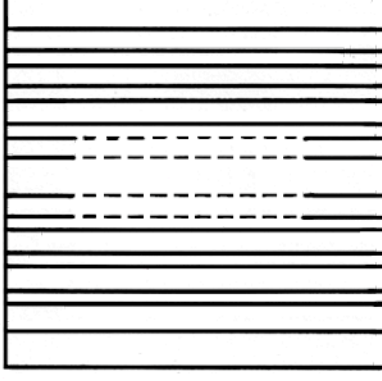




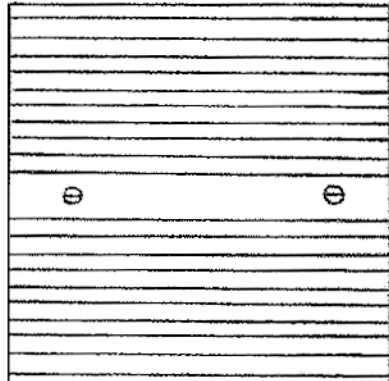
A FIELD GUIDE TO THE KEY PATTERNS ON THE BACKS OF UNITED STATES CERAMIC TILES,  
1870s-1930s (3rd Edition)

(Classification 1) Square Tiles: Alternating Raised and Recessed Bars that are Continuous from Edge to Edge

<p>a (thirteen bars)</p>  <p>Pardee--6"</p>	<p>b</p>  <p>Van Briggle--6"</p>	<p>c</p>  <p>Unkn. U.S.--6" (raised "U S")</p>
<p>d (fifteen bars)</p>  <p>Unkn. U.S.--6"</p>	<p>e</p>  <p>Wheeling--6"</p>	<p>f</p>  <p>Reproduced Mosaic "Elephant" tile back--5" x 5" x 1"</p>
<p>g</p>	<p>h</p>	<p>i</p>









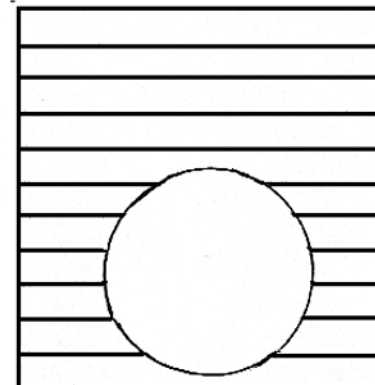
A FIELD GUIDE TO THE KEY PATTERNS ON THE BACKS OF UNITED STATES CERAMIC TILES,  
1870s-1930s (3rd Edition)

(Classification 1) Square Tiles: Alternating Raised and Recessed Bars that are Continuous from Edge to Edge

<p>a (seventeen bars)</p>  <p>AET, Beaver Falls--6"</p>	<p>b</p>  <p>Beaver Falls--6"</p>	<p>c</p>  <p>West Coast--6"</p>
<p>d</p>  <p>Cambridge--4 1/4"</p>	<p>e</p>  <p>AET--3"</p>	<p>f</p> 
<p>g (nineteen bars)</p>  <p>CCP--6"</p>	<p>h (twenty-one bars)</p>  <p>National "Anchor Back"--6"</p>	<p>i</p>  <p>National "Anchor Back"--6"</p>

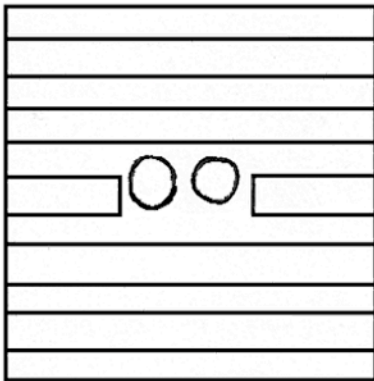
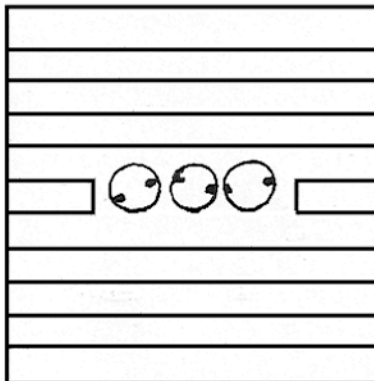
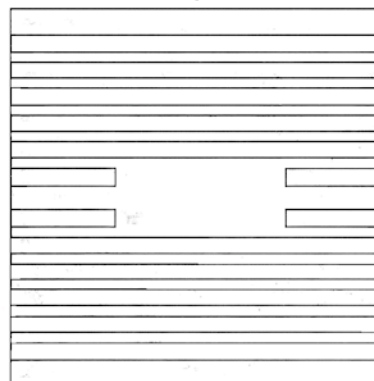
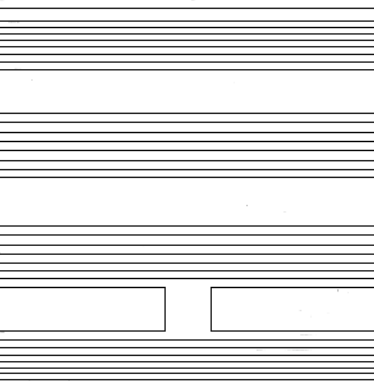


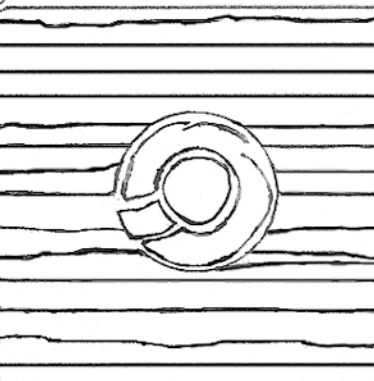
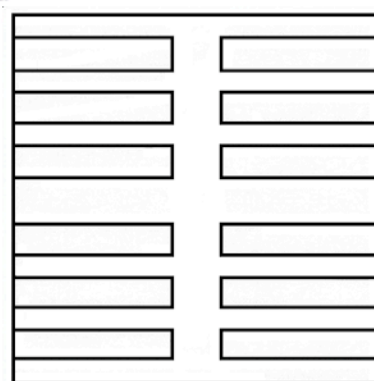
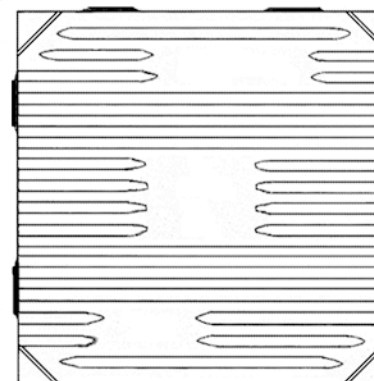
A FIELD GUIDE TO THE KEY PATTERNS ON THE BACKS OF UNITED STATES CERAMIC TILES,  
1870s-1930s (3rd Edition)

(Classification 1) Square Tiles: Alternating Raised and Recessed Bars that are Continuous from Edge to Edge and Partial Bars that Begin at the Edge of the Tile

<p>a (twenty-three bars)</p>  <p>Grueby</p>	<p>b (twenty-five bars)</p>  <p>Beaver Falls--6"</p>	<p>c (twenty-seven bars)</p>  <p>Pardee--4 1/4"</p>
<p>d (twenty-nine bars)</p>  <p>GM--6"</p>	<p>e (thirty-one bars)</p>  <p>Beaver Falls--5 7/8"</p>	<p>f (thirty-three bars)</p>  <p>CCP--6"</p>
<p>g (forty-one bars)</p>  <p>Zanesville--6"</p>	<p>h (forty-three bars)</p>  <p>Grueby--6"</p>	<p>i (6 bars, 10 partial bars)</p>  <p>Unkn. U.S.--3"</p>









A FIELD GUIDE TO THE KEY PATTERNS ON THE BACKS OF UNITED STATES CERAMIC TILES,  
1870s-1930s (3rd Edition)

(Classification 1) Square Tiles: Alternating Raised and Recessed Bars that are Continuous from Edge to Edge and Partial Bars that Begin at the Edge of the Tile

<p>a (8 bars, 2 partial bars)</p>  <p>GM--3 3/4", 4 1/4"</p>	<p>b</p>  <p>GM--4 1/4"</p>	<p>c (20 bars, 4 partial bars)</p>  <p>Cambridge--6"</p>
<p>d (30 bars, 2 partial bars)</p>  <p>AET (or AET/CA)--4 1/4"</p>	<p>e (27 bars, 6 partial bars)</p>  <p>GM--6"</p>	<p>f (45 bars, 2 partial bars)</p>  <p>Cambridge--6"</p>
<p>g</p>  <p>Repro Mosaic "Elephant" tile sold as the genuine article. See <a href="http://www.aapa.info/">www.aapa.info/</a> for more tile fakes</p>	<p>h</p>  <p>Providential--6" (used by Marblehead Potteries)</p>	<p>i</p>  <p>Hoffman--4 1/4" (flanges)</p>









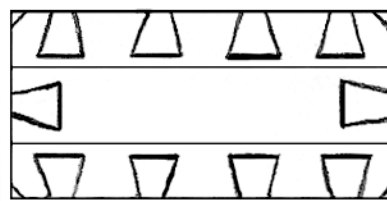
A FIELD GUIDE TO THE KEY PATTERNS ON THE BACKS OF UNITED STATES CERAMIC TILES,  
1870s-1930s (3rd Edition)

(Classification 1) Rectangular Tiles: Alternating Raised and Recessed Bars that are Continuous from Edge to Edge

<p>a (3 bars)</p>  <p>AET, Mosaic, National, Rossman Trent--6" x 1/2"</p>	<p>b</p>  <p>Hull, Star--6" x 1"</p>	<p>c</p>  <p>Calco, Mosaic, Star--6" x 1"</p>
<p>d</p>  <p>International--6" x 1 1/2"; Trent stretcher tile</p>	<p>e</p>  <p>International--4 1/4" x 1" (inclined edge)</p>	<p>f</p>
<p>g</p>  <p>Beaver Falls--6" x 1"; USETW-- 6" x 1 1/2" (both with a curved edge)</p>	<p>h</p>  <p>Cambridge--4 1/4" x 1"</p>	<p>i</p>  <p>Beaver Falls,--3" x 1"; Cambridge, National, Old Bridge, USETC-- 6" x 1 1/2"</p>

A FIELD GUIDE TO THE KEY PATTERNS ON THE BACKS OF UNITED STATES CERAMIC TILES,  
1870s-1930s (3rd Edition)









(Classification 1) Rectangular Tiles: Alternating Raised and Recessed Bars that are Continuous from Edge to Edge

<p>a</p>  <p>Cambridge, Columbia, Maywood, Trent--4 1/4" x 1"; Hull--5 7/8" x 1"; Mosaic, Trent, Tropico--6" x 1"; Alhambra, Cambridge, Empire, Trent--6" x 1 1/2"</p>	<p>b</p>  <p>AET--6" x 2"</p>	<p>c</p>  <p>AET--6" x 2"</p>
<p>d</p>  <p>AET--9 1/2" x 3" (recessed corners)</p>	<p>e</p>  <p>AET--6" x 3"; Att. to Zanesville--3" x 1 1/2"</p>	<p>f</p>  <p>Maywood--4 1/4" x 2 1/8"; Alhambra--6" x 3"</p>
<p>g</p>  <p>Star--6" x 3"</p>	<p>h</p>  <p>Att. to Mosaic, Robertson--6" x 3"</p>	<p>i</p>  <p>Owens--6" x 3" (recessed corners)</p>





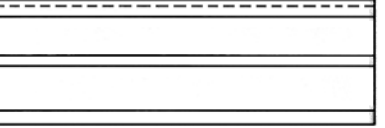

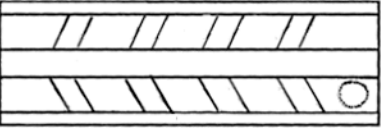
A FIELD GUIDE TO THE KEY PATTERNS ON THE BACKS OF UNITED STATES CERAMIC TILES,  
1870s-1930s (3rd Edition)

(Classification 1) Rectangular Tiles: Alternating Raised and Recessed Bars that are Continuous from Edge to Edge

<p>a</p> <p>(4 bars)</p>  <p>Owens--6" x 1 1/2"</p>	<p>b</p>	<p>c</p> <p>(5 bars)</p>  <p>Wheeling--6" x 1/2"</p>
<p>d</p>  <p>Unkn. U.S.--6" x 1"</p>	<p>e</p>  <p>Maywood--4 1/4" x 1"</p>	<p>f</p>  <p>Maywood, Att. to Owens--6" x 1 1/2"</p>
<p>g</p>  <p>USETW--6" x 1 1/2" (inclined edge)</p>	<p>h</p>  <p>Providential--6" x 1 1/2"</p>	<p>i</p>  <p>Columbia--6" x 1 1/2"</p>


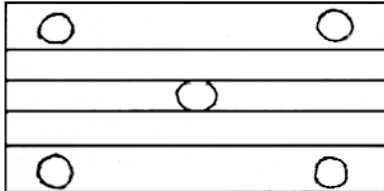


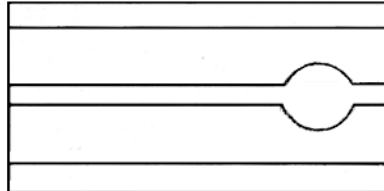




A FIELD GUIDE TO THE KEY PATTERNS ON THE BACKS OF UNITED STATES CERAMIC TILES,  
1870s-1930s (3rd Edition)

(Classification 1) Rectangular Tiles: Alternating Raised and Recessed Bars that are Continuous from Edge to Edge

<p>a</p>  <p>ELE, National, Trent, Western-- 6" x 2"</p>	<p>b</p>  <p>H&amp;L--6 1/4" x 2"; Trent--6" x 2"</p>	<p>c</p>  <p>International--6" x 2" (inclined edge)</p>
<p>d</p>  <p>Columbia--5 1/2" x 1 3/4"; OET--app. 5 3/8" x 1 1/2"</p>	<p>e</p>  <p>National--6" x 2"</p>	<p>f</p>
<p>g</p>	<p>h</p>	<p>i</p>









A FIELD GUIDE TO THE KEY PATTERNS ON THE BACKS OF UNITED STATES CERAMIC TILES,  
1870s-1930s (3rd Edition)

(Classification 1) Rectangular Tiles: Alternating Raised and Recessed Bars that are Continuous from Edge to Edge

<p>a</p>  <p>AET--6" x 3"</p>	<p>b</p>  <p>AET--9 1/8" x 4 1/2"</p>	<p>c</p>  <p>Pittsburgh--6" x 3"</p>
<p>d</p>  <p>Unkn. U.S.--4 1/4" x 2 1/8"</p>	<p>e</p>  <p>Robertson--4 1/4" x 2 1/8"</p>	<p>f</p>  <p>Columbia--6" x 3"</p>
<p>g</p>  <p>International--4 1/4" x 2"; CR Owen--6 1/16" x 3"</p>	<p>h</p> 	<p>i (seven bars)</p>  <p>National--6" x 2"</p>







A FIELD GUIDE TO THE KEY PATTERNS ON THE BACKS OF UNITED STATES CERAMIC TILES,  
1870s-1930s (3rd Edition)

(Classification 1) Rectangular Tiles: Alternating Raised and Recessed Bars that are Continuous from Edge to Edge

<p>a</p>  <p>Beaver Falls, Cambridge, Robertson--6" x 3"</p>	<p>b</p>  <p>Robertson--6" x 3"</p>	<p>c</p>  <p>Wheeling--6" x 3"</p>
<p>d</p>  <p>PT&amp;P, Pardee--6" x 3"</p>	<p>e</p>  <p>Wheatley--6" x 3"</p>	<p>f</p>
<p>g</p>  <p>National--6" x 3"</p>	<p>h</p>  <p>Strobl--6" x 3"</p>	<p>i</p>  <p>International--6" x 3" (inclined edge)</p>




A FIELD GUIDE TO THE KEY PATTERNS ON THE BACKS OF UNITED STATES CERAMIC TILES,  
1870s-1930s (3rd Edition)

(Classification 1) Rectangular Tiles: Alternating Raised and Recessed Bars that are Continuous from Edge to Edge

<p>a</p>  <p>Providential--6" x 4"</p>	<p>b</p>  <p>Empire--6" x 4 1/4"</p>	<p>c</p>  <p>Ludowici--9" x 6 1/4"</p>
<p>d</p>	<p>e</p>	<p>f</p>
<p>g</p> <p>(nine bars)</p>  <p>Low--6" x 2"</p>	<p>h</p>  <p>Trent--6" x 3"</p>	<p>i</p>  <p>Trent--6" x 3"</p>





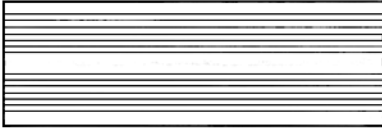


A FIELD GUIDE TO THE KEY PATTERNS ON THE BACKS OF UNITED STATES CERAMIC TILES,  
1870s-1930s (3rd Edition)

(Classification 1) Rectangular Tiles: Alternating Raised and Recessed Bars that are Continuous from Edge to Edge

<p>a</p>  <p>Beaver Falls--6" x 3"</p>	<p>b</p>  <p>Trent--9" x 6"</p>	<p>c</p>
<p>d</p>  <p>Cambridge--6" x 4"</p>	<p>e</p>	<p>f</p>
<p>g</p>	<p>h</p>	<p>i</p>




A FIELD GUIDE TO THE KEY PATTERNS ON THE BACKS OF UNITED STATES CERAMIC TILES,  
1870s-1930s (3rd Edition)

(Classification 1) Rectangular Tiles: Alternating Raised and Recessed Bars that are Continuous from Edge to Edge

<p>a (eleven bars)</p>  <p>Pardee--6" x 1 1/2"</p>	<p>b</p>  <p>Trent--6" x 3"</p>	<p>c</p>  <p>National--6" x 3"</p>
<p>d (fourteen bars)</p>  <p>Mason--3" x 2"</p>	<p>e (fifteen bars)</p>  <p>Architectural--6" x 2"</p>	<p>f</p>
<p>g (seventeen bars)</p>  <p>Columbia--6" x 3"</p>	<p>h</p>	<p>i (twenty-two bars)</p>  <p>Owens--6" x 3"</p>

A FIELD GUIDE TO THE KEY PATTERNS ON THE BACKS OF UNITED STATES CERAMIC TILES,  
1870s-1930s (3rd Edition)

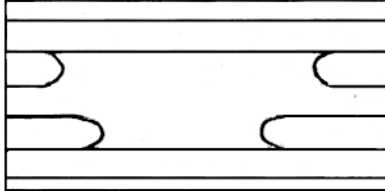
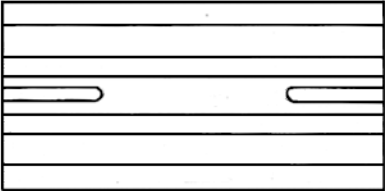
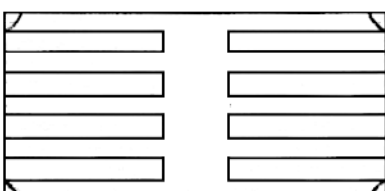
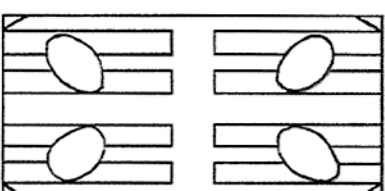
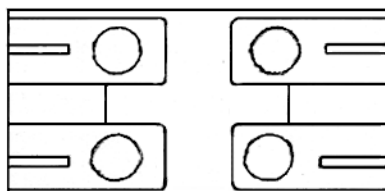
(Classification 1) Rectangular Tiles: Alternating Raised and Recessed Bars that are Continuous from Edge to Edge

<p>a (twenty-three bars)</p>  <p>AET, Pardee--6" x 3"</p>	<p>b</p>	<p>c (twenty-five bars)</p>  <p>Cambridge--6" x #"</p>
<p>d</p>	<p>e</p>	<p>f (twenty-nine bars)</p>  <p>GM--6" x 4 1/4"</p>
<p>g</p>	<p>h</p>	<p>i</p>



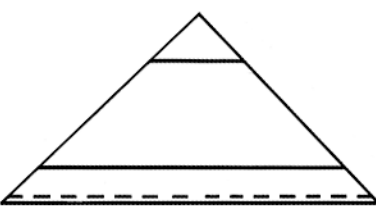
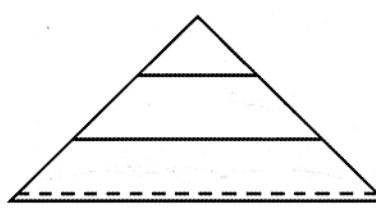
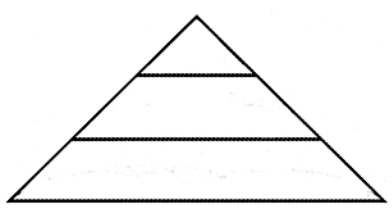
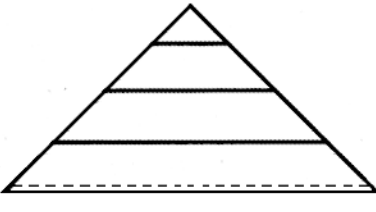
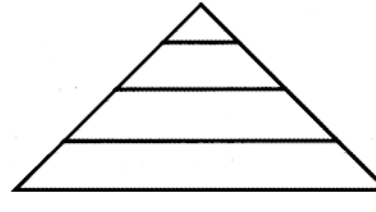
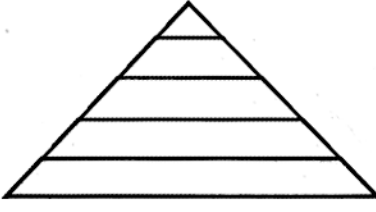
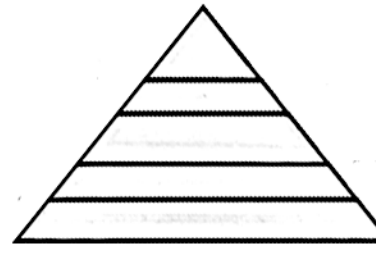
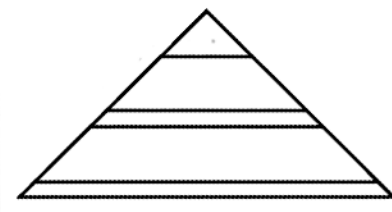
A FIELD GUIDE TO THE KEY PATTERNS ON THE BACKS OF UNITED STATES CERAMIC TILES,  
1870s-1930s (3rd Edition)

(Classification 1) Rectangular Tiles: Alternating Raised and Recessed Bars that are Continuous from Edge to Edge and Partial Bars that Begin at the Edge of the Tile

<p>a</p>  <p>Rookwood--6" x 3"</p>	<p>b</p>	<p>c</p>  <p>Strobl--6" x 3"</p>
<p>d</p>  <p>Trent--6" x 3" (recessed corners)</p>	<p>e</p>  <p>Trent--6 1/2" x 3 1/2" (recessed corners)</p>	<p>f</p>
<p>g</p>  <p>AET--6" x 3" (recessed circular areas)</p>	<p>h</p>	<p>i</p>

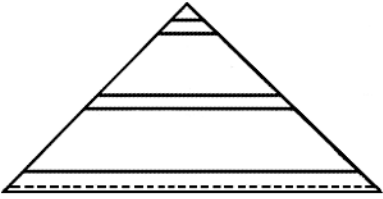
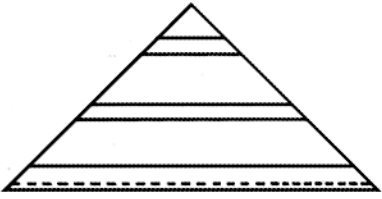
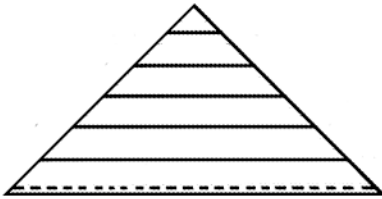
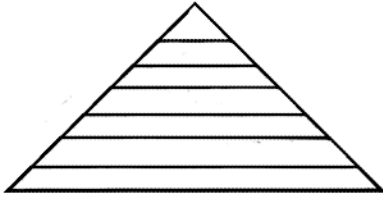
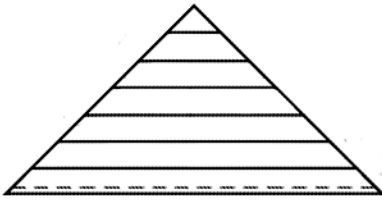
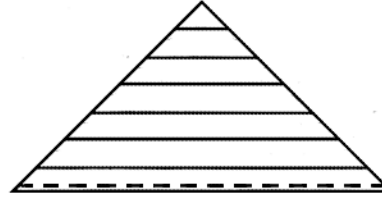
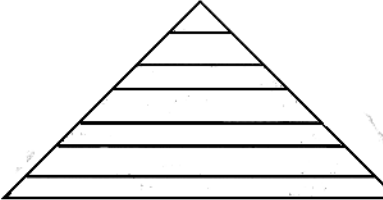
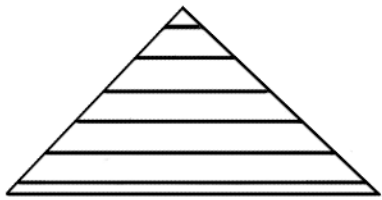
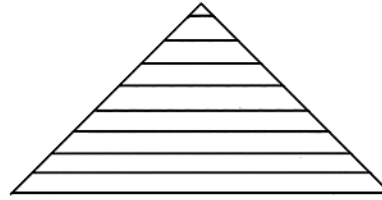
A FIELD GUIDE TO THE KEY PATTERNS ON THE BACKS OF UNITED STATES CERAMIC TILES,  
1870s-1930s (3rd Edition)

(Classification 1) Triangular Tiles: Alternating Raised and Recessed "Bars" that are Continuous from Edge to Edge

<p>a (3 "bars")</p>  <p>Unkn. U.S.--2"L x 1"H (curved base edge)</p>	<p>b</p>  <p>NYV--2 3/4"L (inclined base edge)</p>	<p>c</p>  <p>Columbia--2 5/8"L x 1 3/8"H</p>
<p>d (4 "bars")</p>  <p>Trent--various sizes (curved base edge)</p>	<p>e</p>  <p>Trent--various sizes</p>	<p>f</p>
<p>g (5 "bars")</p>  <p>Rookwood--6"L x 3"H; Beaver Falls--2 7/8"L x 1 1/2"H; Star--2 5/8"L x 1 3/8"H</p>	<p>h</p>  <p>ELE--2"L x 1 1/4"H</p>	<p>i</p>  <p>Robertson--4"L x 2"H</p>

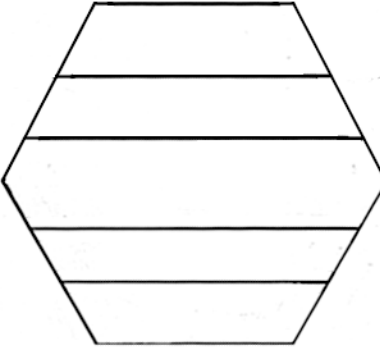
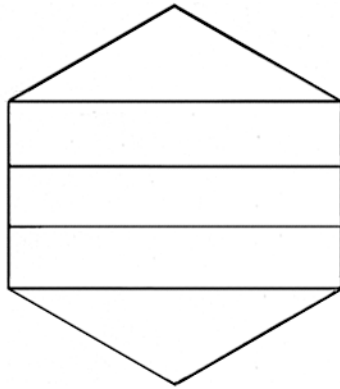
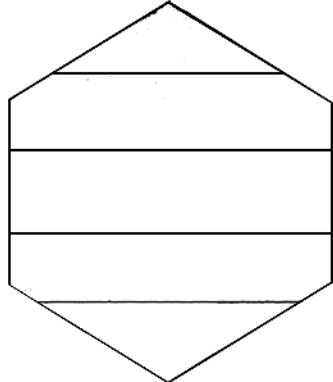
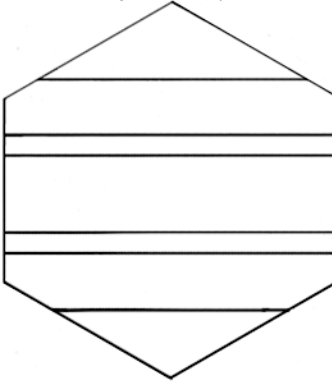
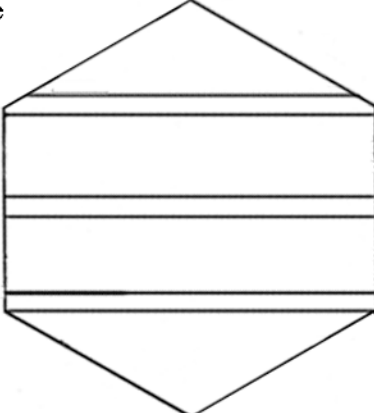
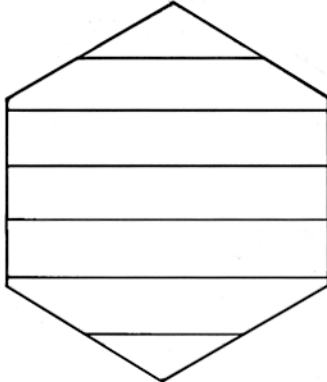
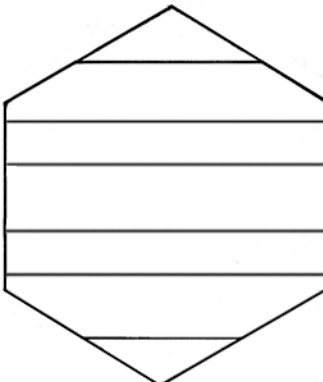
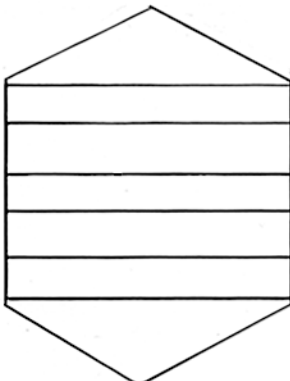
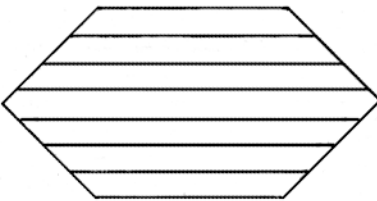
A FIELD GUIDE TO THE KEY PATTERNS ON THE BACKS OF UNITED STATES CERAMIC TILES,  
1870s-1930s (3rd Edition)

(Classification 1) Triangular Tiles: Alternating Raised and Recessed "Bars" that are Continuous from Edge to Edge

<p>a</p> <p>(6 "bars")</p>  <p>International--<math>4\frac{1}{4}</math>"L x <math>2\frac{1}{16}</math>"H (inclined base edge)</p>	<p>b</p>  <p>International--<math>4\frac{1}{2}</math>"L x <math>2\frac{1}{8}</math>"H; <math>6</math>"L x <math>3</math>"H (inclined base edge)</p>	<p>c</p>  <p>Trent--<math>4\frac{1}{4}</math>"L x <math>2\frac{1}{8}</math>"H (curved base edge)</p>
<p>d</p> <p>(7 "bars")</p>  <p>Star--<math>6</math>"L x <math>3</math>"H</p>	<p>e</p>  <p>Trent--<math>6</math>"L x <math>3</math>"H (both curved and inclined base edges)</p>	<p>f</p>  <p>USETW--<math>6</math>"L x <math>3</math>"H (recessed base edge)</p>
<p>g</p>  <p>Columbia--<math>5\frac{1}{2}</math>"L</p>	<p>h</p>  <p>AET/LA--<math>6</math>"L</p>	<p>i</p> <p>(9 "bars")</p>  <p>Beaver Falls--<math>4</math>"L</p>

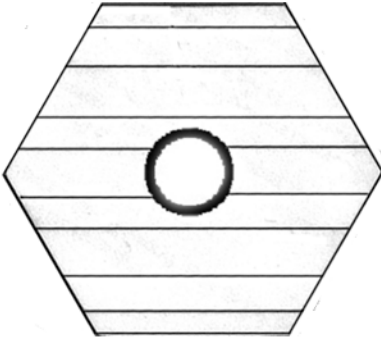
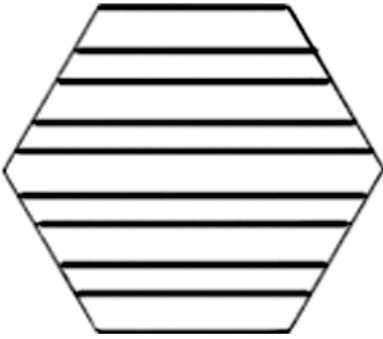
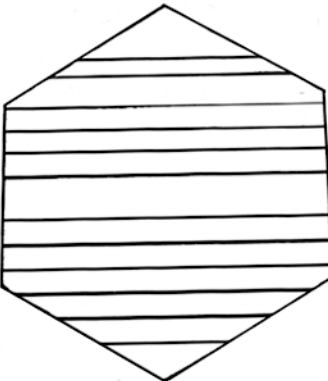
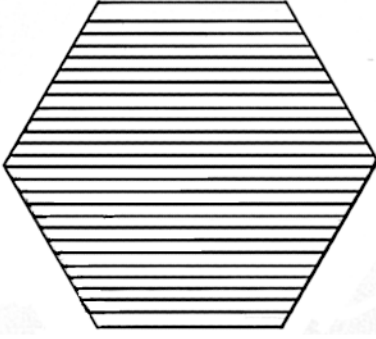
A FIELD GUIDE TO THE KEY PATTERNS ON THE BACKS OF UNITED STATES CERAMIC TILES,  
1870s-1930s (3rd Edition)

(Classification 1) Hexagonal Tiles: Alternating Raised and Recessed "Bars" that are Continuous from Edge to Edge

<p>a</p> <p>(5 "bars")</p>  <p>Trent--2 1/2"W</p>	<p>b</p>  <p>Matawan--1"W</p>	<p>c</p>  <p>AET--2"W</p>
<p>d</p> <p>(7 "bars")</p>  <p>Matawan--3"W</p>	<p>e</p>  <p>Unkn.--2"W</p>	<p>f</p>  <p>AET--4"W; NYV--2"W</p>
<p>g</p>  <p>Trent--2 1/2"H</p>	<p>h</p>  <p>GM--3"W (after 1933)</p>	<p>i</p>  <p>ELE--6"L x 3"H</p>

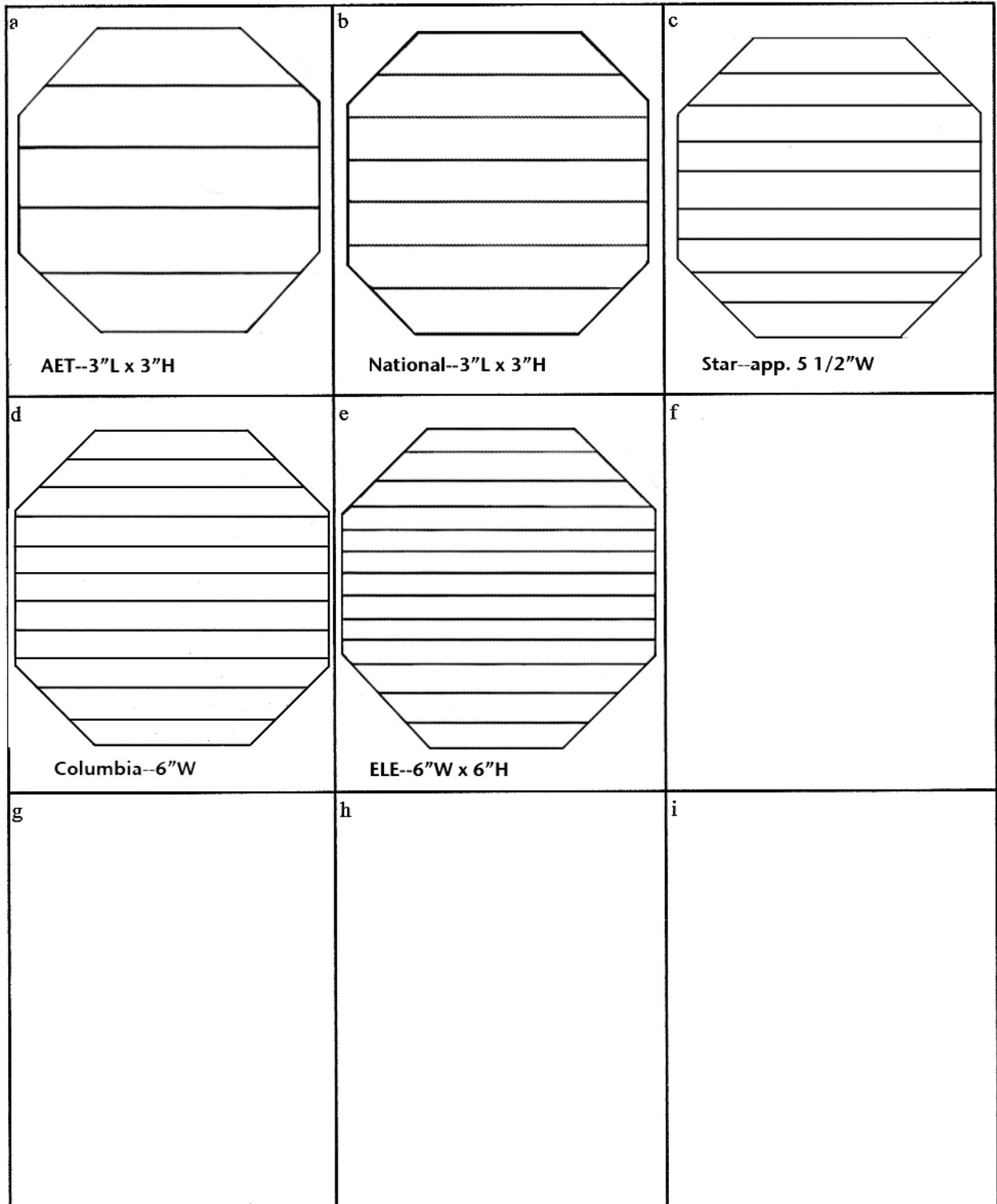
A FIELD GUIDE TO THE KEY PATTERNS ON THE BACKS OF UNITED STATES CERAMIC TILES,  
1870s-1930s (3rd Edition)

(Classification 1) Hexagonal Tiles: Alternating Raised and Recessed "Bars" that are Continuous from Edge to Edge

<p>a</p> <p>(9 "bars")</p>  <p>Mosaic--app. 2"W</p>	<p>b</p>  <p>Tropico--4"H</p>	<p>c</p>
<p>d</p> <p>(13 "bars")</p>  <p>Pardee</p>	<p>e</p>	<p>f</p> <p>(26 "bars")</p>  <p>Ludowici--7 3/16"W x 6 1/8"H (c. 1940s)</p>
<p>g</p>	<p>h</p>	<p>i</p>


A FIELD GUIDE TO THE KEY PATTERNS ON THE BACKS OF UNITED STATES CERAMIC TILES,  
1870s-1930s (3rd Edition)

(Classification 1) Octagonal Tiles: Alternating Raised and Recessed "Bars" that are Continuous from Edge to Edge




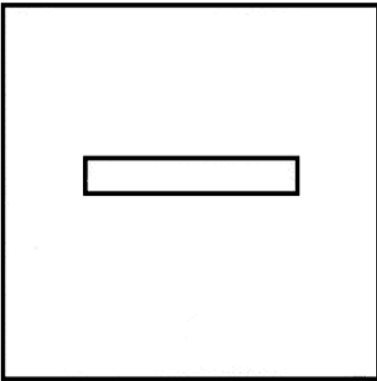
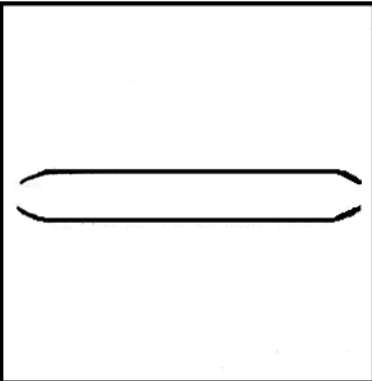

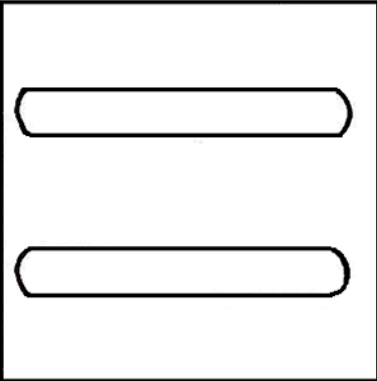

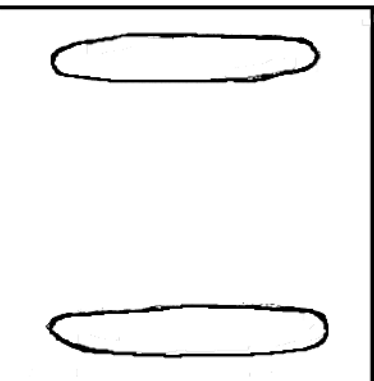


A FIELD GUIDE TO THE KEY PATTERNS ON THE BACKS OF UNITED STATES CERAMIC TILES,  
1870s-1930s (3rd Edition)

(Classification 1) Circle-Shaped Tiles: Alternating Raised and Recessed "Bars" that are Continuous from Edge to Edge



A FIELD GUIDE TO THE KEY PATTERNS ON THE BACKS OF UNITED STATES CERAMIC TILES,  
1870s-1930s (3rd Edition)

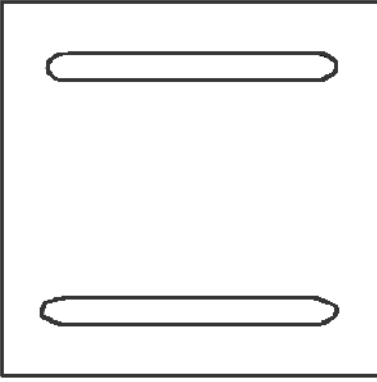
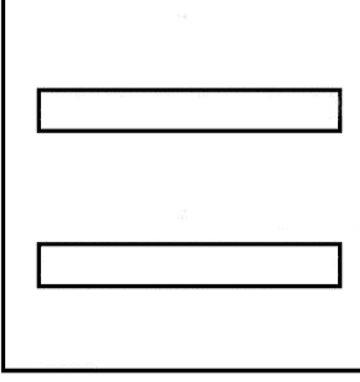
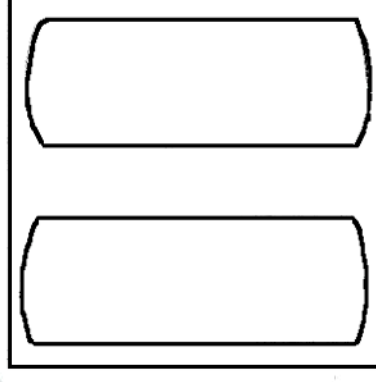

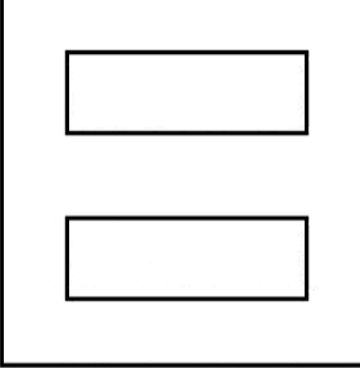
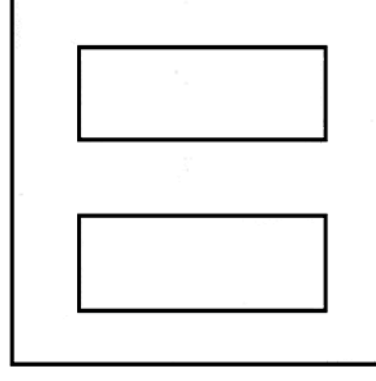

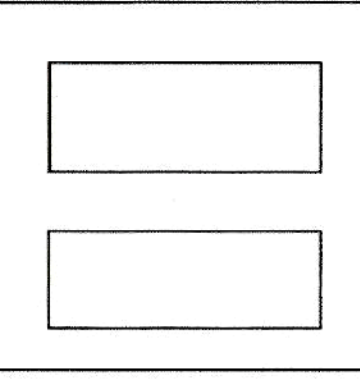
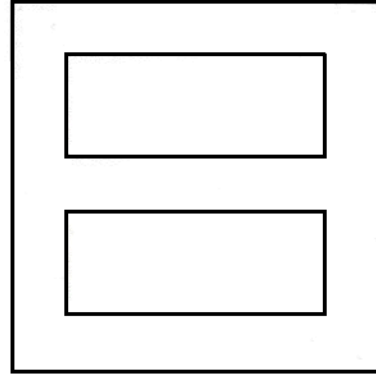
(Classification 2) Square Tiles: Raised or Recessed Bars that are not continuous from edge to edge

<p>a (one bar)</p>  <p>Providential--2"</p>	<p>b</p>  <p>Providential--3"</p>	<p>c</p>  <p>Unkn. U.S.--3"</p>
<p>d (two bars)</p>  <p>Unkn. U.S.--3"</p>	<p>e</p>  <p>Hamilton--4 1/4"</p>	<p>f</p>  <p>Old Bridge--2 1/8"</p>
<p>g</p>  <p>AET--6"</p>	<p>h</p>  <p>Rossman--4 1/8"</p>	<p>i</p>  <p>FST--8", 12"</p>




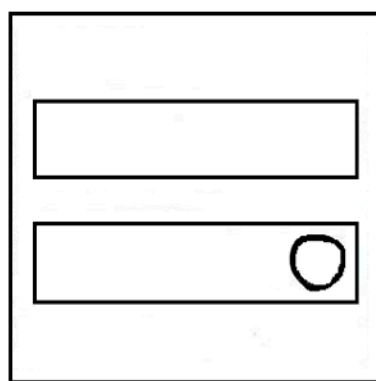


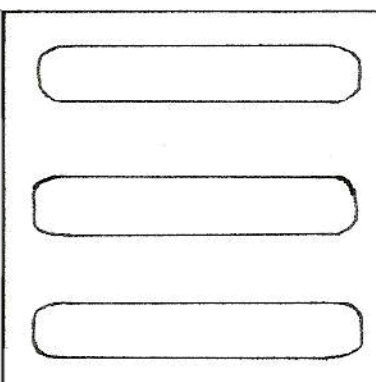
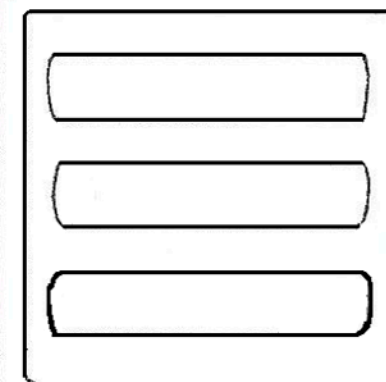

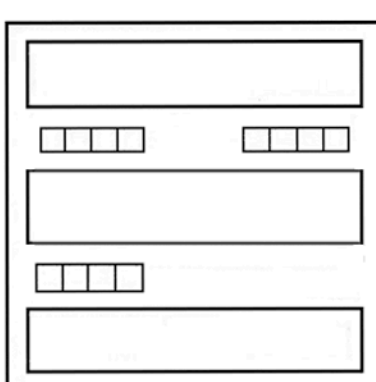
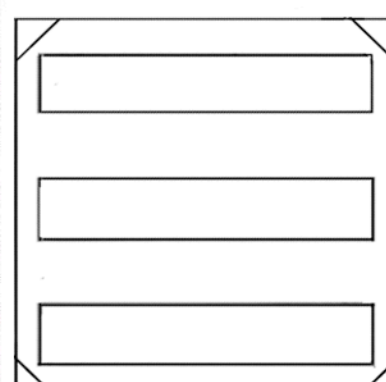
A FIELD GUIDE TO THE KEY PATTERNS ON THE BACKS OF UNITED STATES CERAMIC TILES,  
1870s-1930s (3rd Edition)

(Classification 2) Square Tiles: Raised or Recessed Bars that are not continuous from edge to edge

<p>a</p>  <p>AET--3"</p>	<p>b</p>  <p>Unkn. U.S.--3", 4 1/2"</p>	<p>c</p>  <p>Buckeye--4 1/4"</p>
<p>d</p>  <p>Hull, Maywood, Old Bridge--3"; Pardee--1 1/4"; Providential--2"</p>	<p>e</p>  <p>Columbia--2"; Hamilton--4 1/4"; Kensington--1", 2"</p>	<p>f</p>  <p>AET--2", 3"</p>
<p>g</p>  <p>USETC--2 1/8"</p>	<p>h</p>  <p>International--1 1/2", 2"</p>	<p>i</p>  <p>Trent--6"</p>

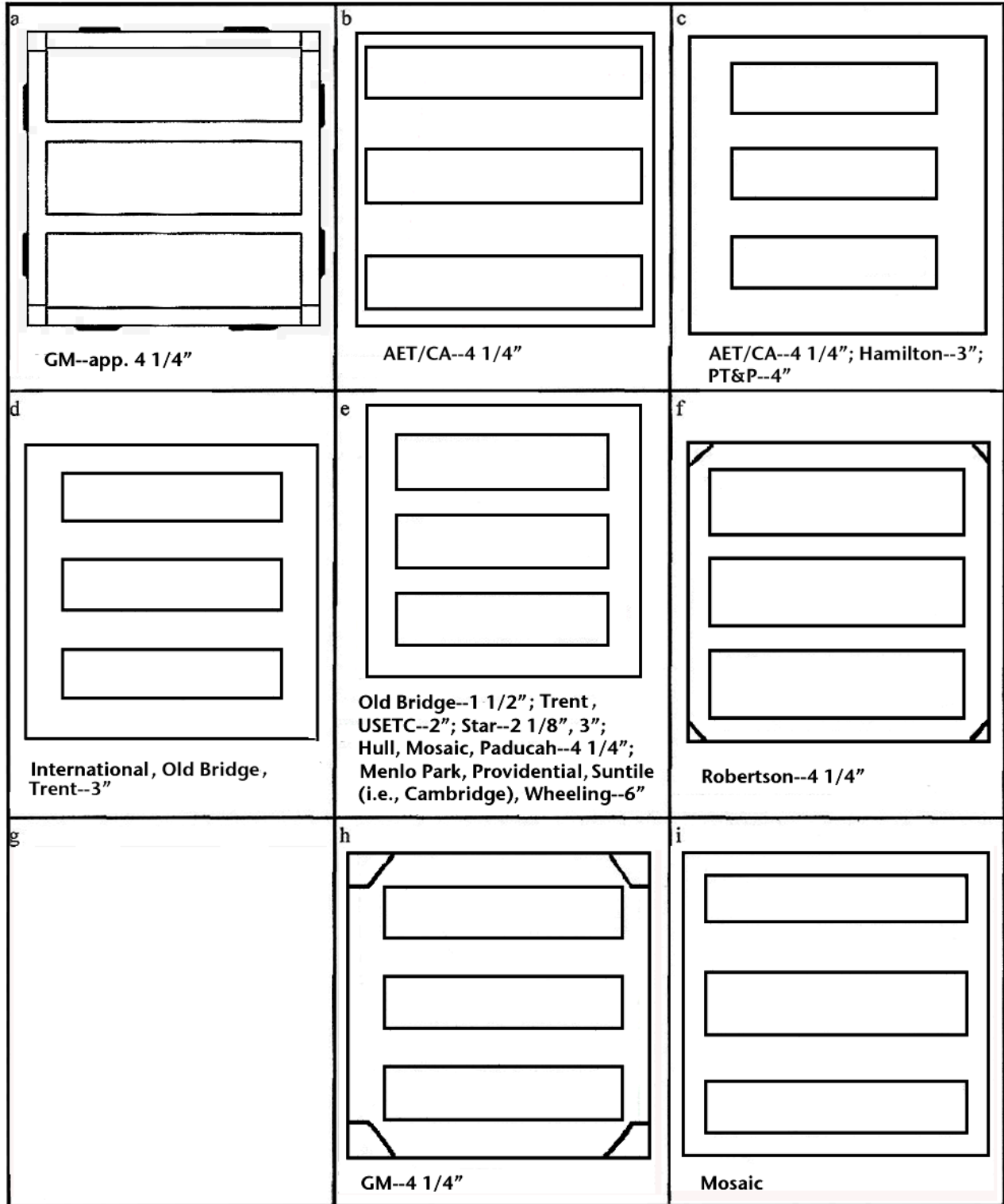
A FIELD GUIDE TO THE KEY PATTERNS ON THE BACKS OF UNITED STATES CERAMIC TILES,  
1870s-1930s (3rd Edition)

(Classification 2) Square Tiles: Raised or Recessed Bars that are not continuous from edge to edge

<p>a</p>  <p>Star--1 1/2"</p>	<p>b</p>  <p>PT&amp;P</p>	<p>c</p> <p>(three bars)</p>  <p>Providential, Trent--6"</p>
<p>d</p>  <p>Kirkham--6"</p>	<p>e</p>  <p>Rossman--4 1/8", 4 1/4"; SM/T--4 1/4"</p>	<p>f</p>  <p>Pomona--2 1/8" (c. 1950s)</p>
<p>g</p>  <p>Architectural--4 1/4"</p>	<p>h</p>  <p>Mosaic--c. 1954</p>	<p>i</p>  <p>Pomona--4 1/4" (recessed corners)</p>





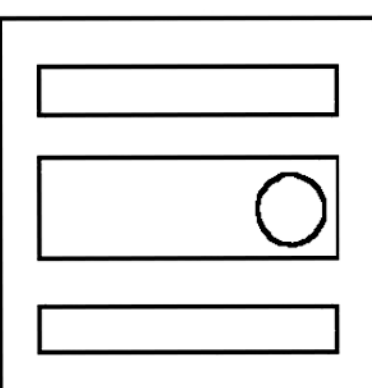

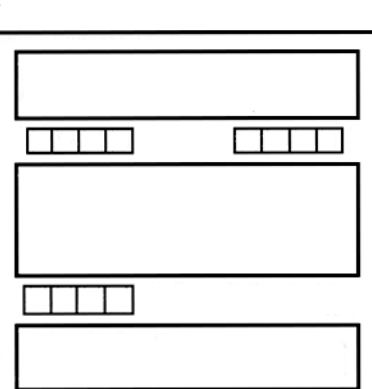
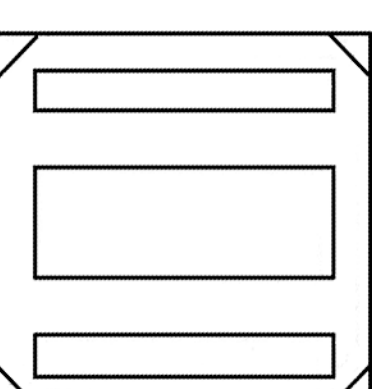

A FIELD GUIDE TO THE KEY PATTERNS ON THE BACKS OF UNITED STATES CERAMIC TILES,  
1870s-1930s (3rd Edition)

(Classification 2) Square Tiles: Raised or Recessed Bars that are not continuous from edge to edge







A FIELD GUIDE TO THE KEY PATTERNS ON THE BACKS OF UNITED STATES CERAMIC TILES,  
1870s-1930s (3rd Edition)

(Classification 2) Square Tiles: Raised or Recessed Bars that are not continuous from edge to edge

<p>a</p>  <p>AET--4 1/4", 6"; AET/CA--4 1/4"; USETC--2"</p>	<p>b</p>  <p>Old Bridge--4 1/4"; Menlo Park--6"</p>	<p>c</p> 
<p>d</p>  <p>Old Bridge--4 1/4"</p>	<p>e</p>  <p>Providential--3"</p>	<p>f</p>  <p>Providential--3"</p>
<p>g</p>  <p>Mosaic--4 1/4" (c. 1950s)</p>	<p>h</p>  <p>Gonder--4 1/4" (c. 1950s)</p>	<p>i</p> 


A FIELD GUIDE TO THE KEY PATTERNS ON THE BACKS OF UNITED STATES CERAMIC TILES,  
1870s-1930s (3rd Edition)

(Classification 2) Square Tiles: Raised or Recessed Bars that are not continuous from edge to edge

a	b	c
d	e	 <p>Tropico--4 1/4"</p>
<p>g (four bars)</p>  <p>Cambridge--6"</p>	<p>h</p>  <p>Pardee--4 1/4"; Mosaic--6"</p>	<p>i</p>  <p>AET/CA, GM--6"</p>

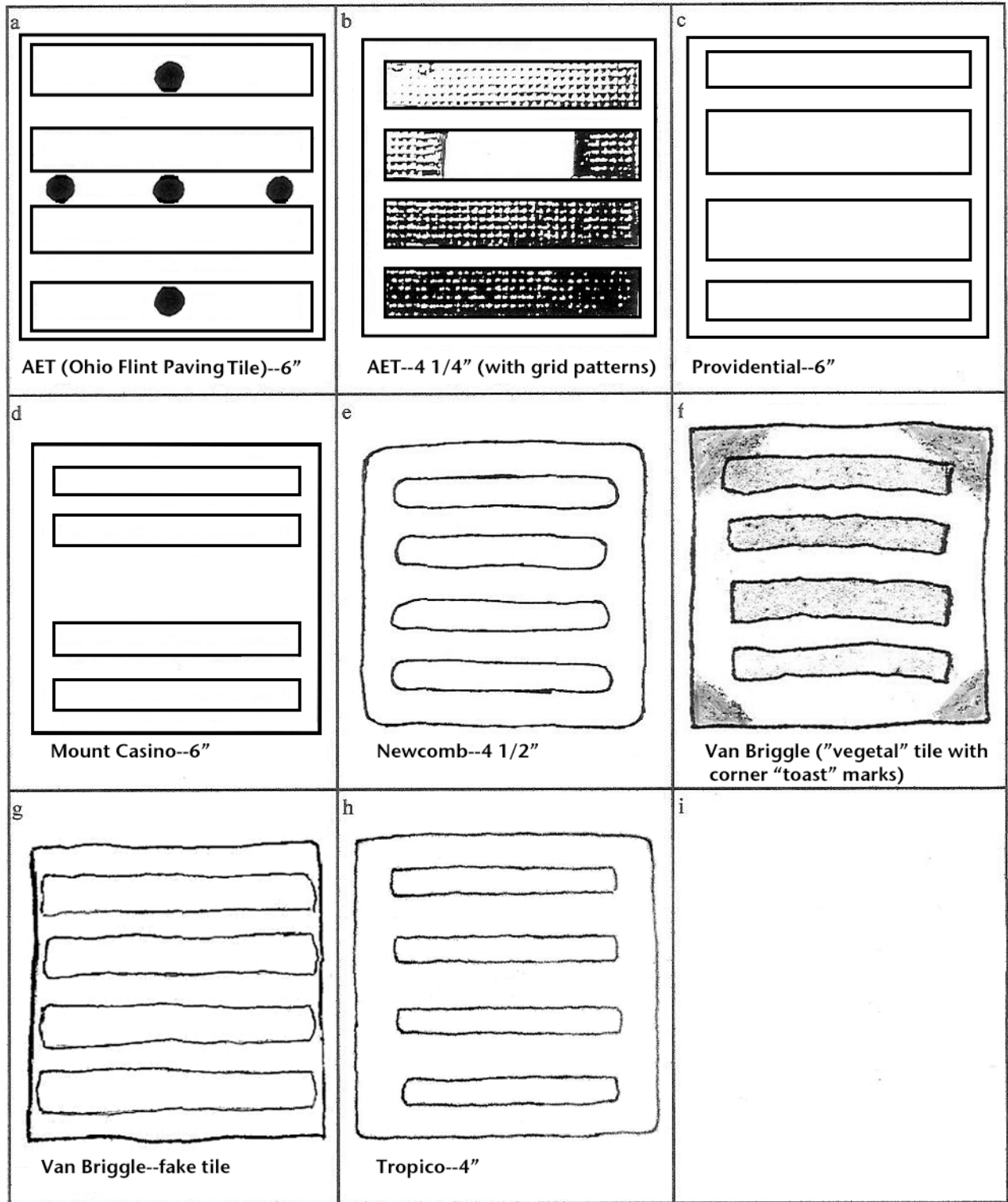
A FIELD GUIDE TO THE KEY PATTERNS ON THE BACKS OF UNITED STATES CERAMIC TILES,  
1870s-1930s (3rd Edition)

(Classification 2) Square Tiles: Raised or Recessed Bars that are not continuous from edge to edge




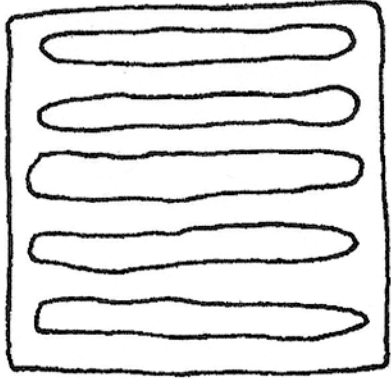


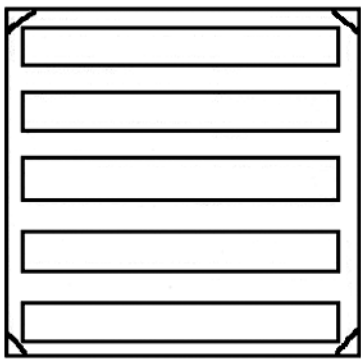

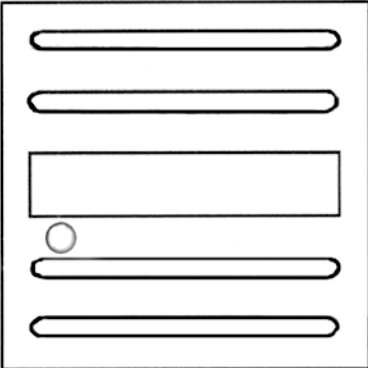
A FIELD GUIDE TO THE KEY PATTERNS ON THE BACKS OF UNITED STATES CERAMIC TILES,  
1870s-1930s (3rd Edition)

(Classification 2) Square Tiles: Raised or Recessed Bars that are not continuous from edge to edge



A FIELD GUIDE TO THE KEY PATTERNS ON THE BACKS OF UNITED STATES CERAMIC TILES,  
1870s-1930s (3rd Edition)



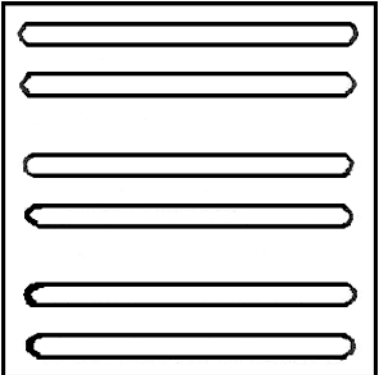
(Classification 2) Square Tiles: Raised or Recessed Bars that are not continuous from edge to edge

<p>a (five bars)</p>  <p>D&amp;M</p>	<p>b</p>  <p>Newcomb (could be gouges)</p>	<p>c</p>  <p>SM/T--4 1/4"; GM--6"</p>
<p>d</p>  <p>USETC--6"</p>	<p>e</p>  <p>Architectural--6"</p>	<p>f</p>  <p>Providential--6"</p>
<p>g</p>  <p>Wheeling--3"</p>	<p>h</p>	<p>i</p>




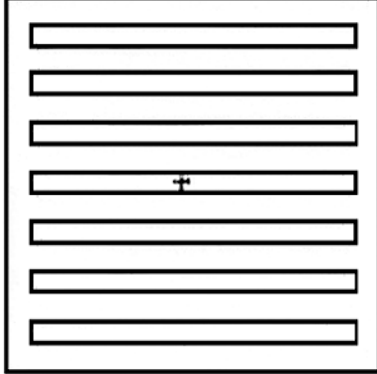





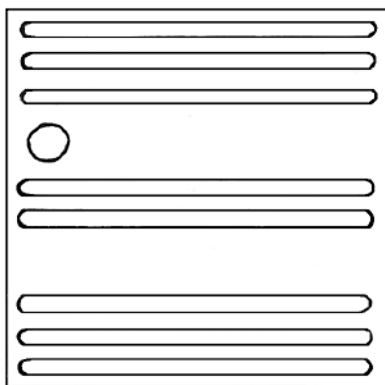
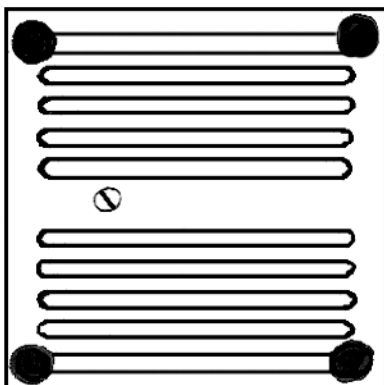
A FIELD GUIDE TO THE KEY PATTERNS ON THE BACKS OF UNITED STATES CERAMIC TILES,  
1870s-1930s (3rd Edition)

(Classification 2) Square Tiles: Raised or Recessed Bars that are not continuous from edge to edge

<p>a (six bars)</p>  <p>Rookwood--18" (could be gouges)</p>	<p>b</p>  <p>Columbia, PCP--6"</p>	<p>c</p>  <p>Hamilton, National, Pomona--6"</p>
<p>d</p>  <p>Mosaic--6" (rim grip back)</p>	<p>e</p>  <p>SM/T--6"</p>	<p>f</p>
<p>g Alexander Mortised Tile</p>  <p>Unkn. U.S., c. 1898</p>	<p>h</p>	<p>i</p>






A FIELD GUIDE TO THE KEY PATTERNS ON THE BACKS OF UNITED STATES CERAMIC TILES,  
1870s-1930s (3rd Edition)

(Classification 2) Square Tiles: Raised or Recessed Bars that are not continuous from edge to edge

<p>a (seven bars)</p>  <p>Clay Craft Studios--5 1/2", c. 1931 (could be gouges)</p>	<p>b</p>  <p>Unkn. U.S.--6"</p>	<p>c</p>  <p>Wheeling--6"</p>
<p>d</p>  <p>Stonelight, 1955+ (successor to S&amp;S, S&amp;L and Larkin Tile Co.)</p>	<p>e</p> 	<p>f</p> 
<p>g (eight bars)</p>  <p>Cambridge--6"</p>	<p>h</p>  <p>PT&amp;P--4 1/4"</p>	<p>i (ten bars)</p>  <p>Wenczel--6", this Wenczel tile back is known with a Stangl Pottery ink stamp</p>

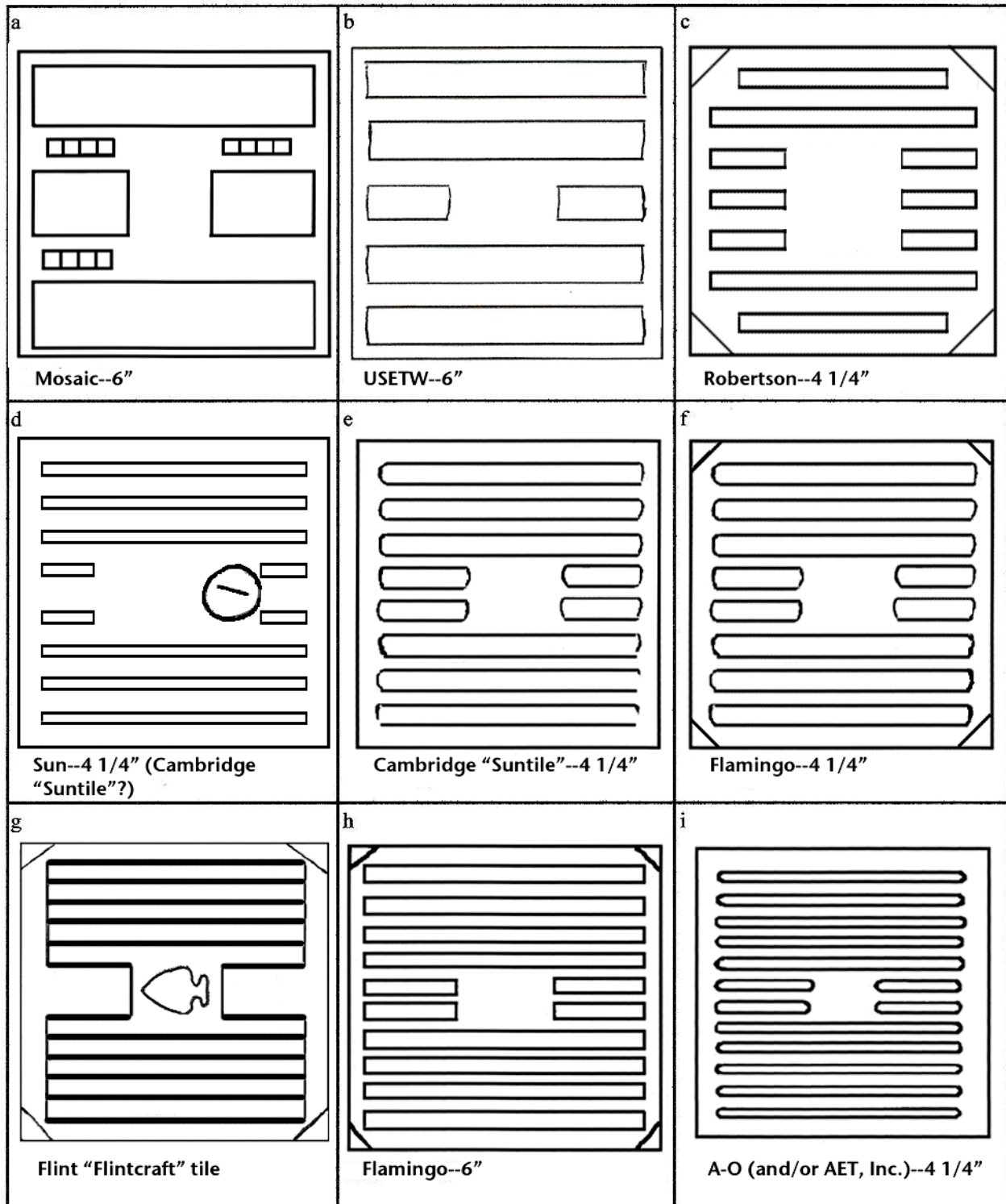
A FIELD GUIDE TO THE KEY PATTERNS ON THE BACKS OF UNITED STATES CERAMIC TILES,  
1870s-1930s (3rd Edition)

(Classification 2) Square Tiles: Raised or Recessed Bars that are not continuous from edge to edge

<p>a (twelve bars)</p>  <p>Franklin--4 1/4"</p>	<p>b (fourteen bars)</p>  <p>Pardee--4 1/4"</p>	<p>c (eighteen bars)</p>  <p>National--app. 5"</p>
<p>d (twenty-four bars)</p>  <p>National--6"</p>	<p>e</p>	<p>f</p>
<p>g</p>  <p>Pomona--4 1/4", c. 1950s (bars on edges)</p>	<p>h</p>	<p>i</p>

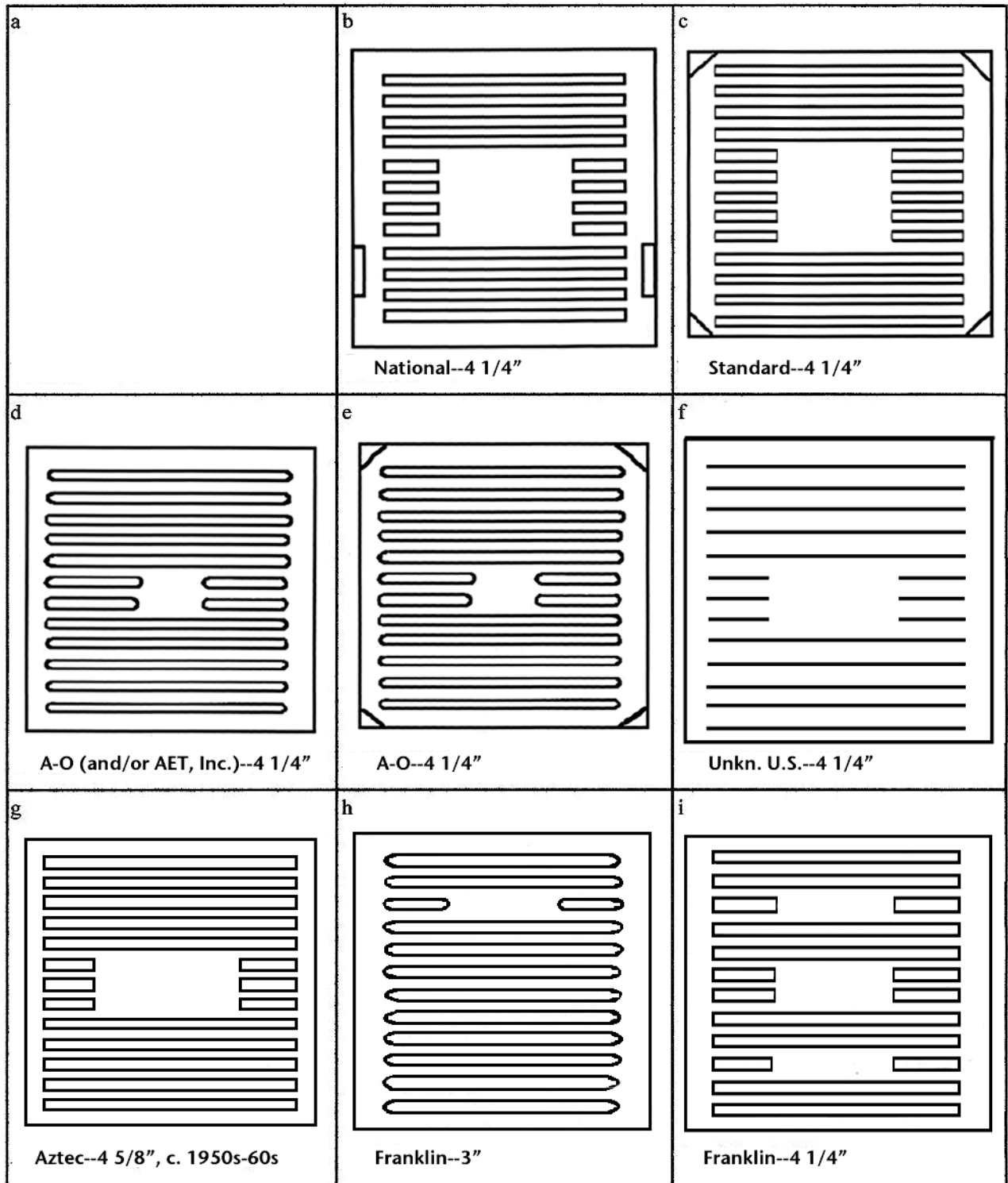
A FIELD GUIDE TO THE KEY PATTERNS ON THE BACKS OF UNITED STATES CERAMIC TILES,  
1870s-1930s (3rd Edition)

(Classification 2) Square Tiles: Raised or Recessed Whole and/or Partial Bars that are Not Continuous from Edge to Edge






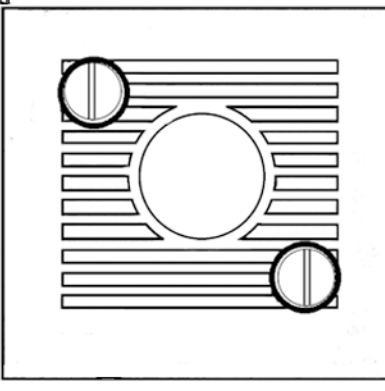
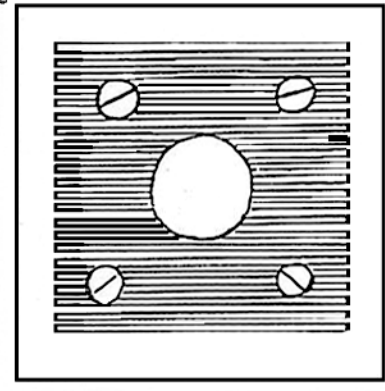
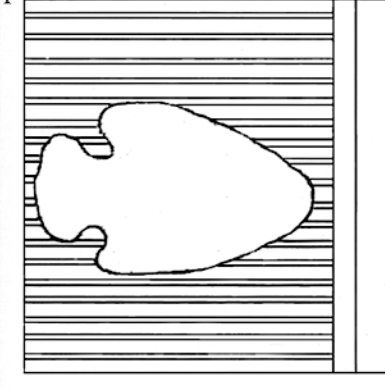

A FIELD GUIDE TO THE KEY PATTERNS ON THE BACKS OF UNITED STATES CERAMIC TILES,  
1870s-1930s (3rd Edition)

(Classification 2) Square Tiles: Raised or Recessed Whole and/or Partial Bars that are Not Continuous from Edge to Edge




A FIELD GUIDE TO THE KEY PATTERNS ON THE BACKS OF UNITED STATES CERAMIC TILES,  
1870s-1930s (3rd Edition)

(Classification 2) Square Tiles: Raised or Recessed Whole and/or Partial Bars that are Not Continuous from Edge to Edge

<p>a</p>  <p>Franklin--4 1/4"</p>	<p>b</p>  <p>PT&amp;P--6"</p>	<p>c</p>  <p>Franklin--3"</p>
<p>d</p>  <p>Rookwood--3"</p>	<p>e</p>  <p>Rookwood--6"</p>	<p>f</p>  <p>Flint--4 1/4" tile with a raised right edge.</p>
<p>g</p>  <p>AET--4 1/4" (this may also be the correct classification for p. 110 a and b)</p>	<p>h</p>	<p>i</p>









A FIELD GUIDE TO THE KEY PATTERNS ON THE BACKS OF UNITED STATES CERAMIC TILES,  
1870s-1930s (3rd Edition)

(Classification 2) Square Tiles: Raised or Recessed Whole and/or Partial Bars that are Not Continuous from Edge to Edge



A FIELD GUIDE TO THE KEY PATTERNS ON THE BACKS OF UNITED STATES CERAMIC TILES,  
1870s-1930s (3rd Edition)









(Classification 2) Rectangular Tiles: Raised or Recessed Bars that are Not Continuous from Edge to Edge

<p>a</p> <p>(one bar)</p>  <p>Old Bridge--6" x 1/2"</p>	<p>b</p>  <p>Old Bridge--6" x 1/2"</p>	<p>c</p>  <p>Providential--6" x 1/2"</p>
<p>d</p>	<p>e</p>  <p>Rossmann--app. 6" x 1/2"</p>	<p>f</p>  <p>Matawan--6" x 1/2"</p>
<p>g</p>  <p>Trent--6" x 1" (inclined edge)</p>	<p>h</p>  <p>Trent--6" x 1"</p>	<p>i</p>  <p>AET--6" x 1"</p>





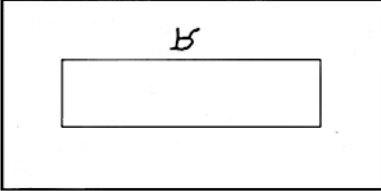


A FIELD GUIDE TO THE KEY PATTERNS ON THE BACKS OF UNITED STATES CERAMIC TILES,  
1870s-1930s (3rd Edition)

(Classification 2) Rectangular Tiles: Raised or Recessed Bars that are Not Continuous from Edge to Edge

<p>a</p>  <p>Rossman--6" x 1" (raised bar)</p>	<p>b</p>  <p>Boston--8 3/16" x 1 11/16"</p>	<p>c</p>  <p>Franklin--5 7/8" x 1 1/4"</p>
<p>d</p>  <p>USETW--6" x 1 1/2" (inclined edge)</p>	<p>e</p>  <p>Columbia, Hamilton, National, USETW--6" x 1 1/2"</p>	<p>f</p>  <p>Old Bridge--4 1/4" x 1", 6" x 1 1/2"</p>
<p>g</p>  <p>Providential--6" x 2"</p>	<p>h</p>  <p>Old Bridge--6" x 2"</p>	<p>i</p>





A FIELD GUIDE TO THE KEY PATTERNS ON THE BACKS OF UNITED STATES CERAMIC TILES,  
1870s-1930s (3rd Edition)

(Classification 2) Rectangular Tiles: Raised or Recessed Bars that are not Continuous from Edge to Edge

<p>a</p>  <p>Old Bridge--4 1/4" x 1 1/2"</p>	<p>b</p>  <p>Old Bridge--4 1/4" x 1 1/2"</p>	<p>c</p>
<p>d</p>  <p>Old Bridge--3" x 1 1/2"</p>	<p>e</p>  <p>AET--4 1/4" x 2"</p>	<p>f</p>
<p>g</p> <p>(one plus bars)</p>  <p>National--6" x 2 3/16"</p>	<p>h</p>	<p>i</p>









A FIELD GUIDE TO THE KEY PATTERNS ON THE BACKS OF UNITED STATES CERAMIC TILES,  
1870s-1930s (3rd Edition)

(Classification 2) Rectangular Tiles: Raised or Recessed Bars that are Not Continuous from Edge to Edge

a	b	c
d (two bars)  Unkn. U.S.--6" x 1"	e  Wheeling--6" x 1"	f
g  Proutyline--6" x 1 1/2"	h  AET/CA--6" x 1 1/2"	i







A FIELD GUIDE TO THE KEY PATTERNS ON THE BACKS OF UNITED STATES CERAMIC TILES,  
1870s-1930s (3rd Edition)

(Classification 2) Rectangular Tiles: Raised or Recessed Bars that are Not Continuous from Edge to Edge

<p>a</p>  <p>AET--6" x 2"</p>	<p>b</p>	<p>c</p>
<p>d</p>  <p>Unkn. U.S.--6" x 3"</p>	<p>e</p>  <p>AET, MM, Old Bridge--6" x 3"; Columbia--4 1/4" x 2 1/8"; Maywood--4 1/4" x 2"</p>	<p>f</p>   <p>Hamilton--4 1/4" x 2", 6" x 3"</p>
<p>g</p>  <p>Att. to Beaver Falls--6" x 3"</p>	<p>h</p>  <p>Mosaic--6" x 3"; Providential-- 4 1/4" x 2 1/8"</p>	<p>i</p>  <p>Pardee--6" x 3"</p>







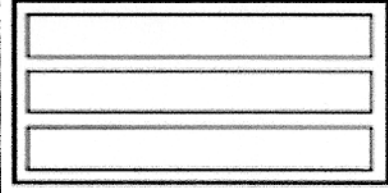


A FIELD GUIDE TO THE KEY PATTERNS ON THE BACKS OF UNITED STATES CERAMIC TILES,  
1870s-1930s (3rd Edition)

(Classification 2) Rectangular Tiles: Raised or Recessed Bars that are Not Continuous from Edge to Edge

<p>a</p>  <p>National, USQ--6" x 3"</p>	<p>b</p>  <p>Empire--6" x 3"</p>	<p>c</p>  <p>Pardee--6" x 3"</p>
<p>d</p>	<p>e</p>	<p>f</p>
<p>g</p> <p>(three bars)</p>  <p>USETC--6" x 2"</p>	<p>h</p>  <p>AET, Empire, Hamilton, USETC-- 6" x 3"</p>	<p>i</p>  <p>International--6" x 3"</p>






A FIELD GUIDE TO THE KEY PATTERNS ON THE BACKS OF UNITED STATES CERAMIC TILES,  
1870s-1930s (3rd Edition)

(Classification 2) Rectangular Tiles: Raised or Recessed Bars that are Not Continuous from Edge to Edge

<p>a</p>  <p>Architectural, Franklin--6" x 3" (recessed corners)</p>	<p>b</p>  <p>Maywood--6" x 3"</p>	<p>c</p>  <p>AET/CA--6" x 3"</p>
<p>d</p>  <p>AET/CA--6" x 3"</p>	<p>e</p>  <p>Cambridge--6" x 3"</p>	<p>f</p>  <p>Providential--6" x 3"</p>
<p>g</p>  <p>CKAW or Robertson--12" x 6"</p>	<p>h</p> 	<p>i</p>  <p>AET--6" x 3"</p>








A FIELD GUIDE TO THE KEY PATTERNS ON THE BACKS OF UNITED STATES CERAMIC TILES,  
1870s-1930s (3rd Edition)

(Classification 2) Rectangular Tiles: Raised or Recessed Bars that are Not Continuous from Edge to Edge

<p>a</p>  <p><b>Providential--9" x 6"</b></p>	<p>b</p>  <p><b>Kenilworth--3" x 2"</b></p>	<p>c</p>  <p><b>Mosaic--6" x 4 1/4"</b></p>
<p>d</p>	<p>e</p>	<p>f</p>
<p>g</p> <p>(four bars)</p>  <p><b>Kensington--4 1/4" x 2 1/8"</b></p>	<p>h</p>  <p><b>Kenilworth--6" x 3"</b></p>	<p>i</p>

A FIELD GUIDE TO THE KEY PATTERNS ON THE BACKS OF UNITED STATES CERAMIC TILES,  
1870s-1930s (3rd Edition)




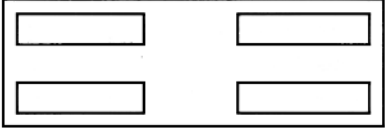
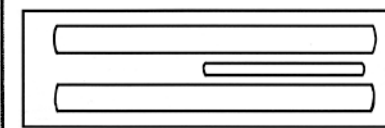
(Classification 2) Rectangular Tiles: Raised or Recessed Bars that are Not Continuous from Edge to Edge

<p>a (five bars)</p>  <p>Att. to Kenilworth--6" x 2"</p>	<p>b</p>  <p>Kenilworth--6" x 3"</p>	<p>c</p>
<p>d</p>  <p>Trent--6" x 3"</p>	<p>e</p>  <p>Wheeling--6" x 3"</p>	<p>f</p>  <p>Mosaic "Rim Grip"--6" x 3"</p>
<p>g</p>	<p>h (6 bars)</p>  <p>AET--6" x 3"</p>	<p>i (eight bars)</p>  <p>Pomona--12" x 6"</p>



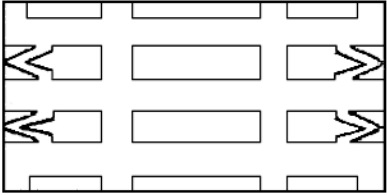
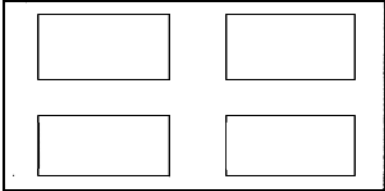
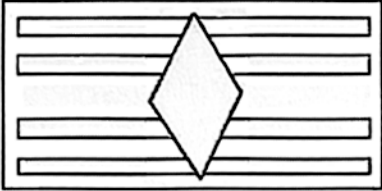
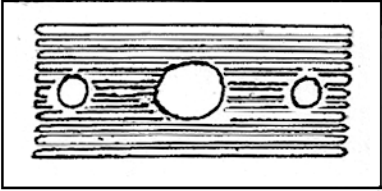
A FIELD GUIDE TO THE KEY PATTERNS ON THE BACKS OF UNITED STATES CERAMIC TILES,  
1870s-1930s (3rd Edition)

(Classification 2) Rectangular Tiles: Raised or Recessed Whole and/or Partial Bars that are  
Not Continuous from Edge to Edge

<p>a (key patterns with partial bars)</p>  <p>Old Bridge--6" x 1 1/2"</p>	<p>b</p>  <p>Old Bridge--6" x 1 1/2"</p>	<p>c</p>  <p>Old Bridge--6" x 1 1/2"</p>
<p>d</p>  <p>AET/CA--6" x 2"</p>	<p>e</p>	<p>f (whole and partial bars)</p>  <p>Att. to Proutyline--6" x 2"</p>
<p>g</p>	<p>h</p>	<p>i</p>

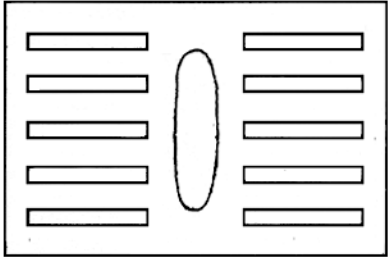

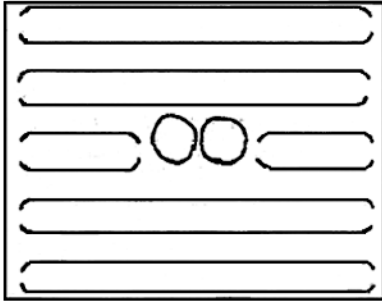
A FIELD GUIDE TO THE KEY PATTERNS ON THE BACKS OF UNITED STATES CERAMIC TILES,  
1870s-1930s (3rd Edition)

(Classification 2) Rectangular Tiles: Raised or Recessed Whole and/or Partial Bars that are  
Not Continuous from Edge to Edge

a	b	c  Owens--6" x 3"
d  AET/CA--6" x 3"	e  Trent--6" x 3"	f  Rookwood--6 1/4" x 3 1/4"
g	h	i

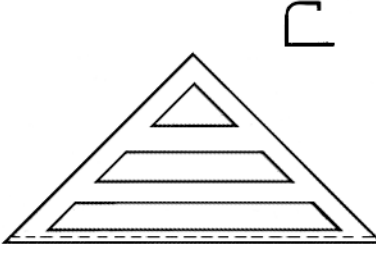

A FIELD GUIDE TO THE KEY PATTERNS ON THE BACKS OF UNITED STATES CERAMIC TILES,  
1870s-1930s (3rd Edition)

(Classification 2) Rectangular Tiles: Raised or Recessed Whole and/or Partial Bars that are Not Continuous from Edge to Edge

<p>a</p>  <p>Cambridge--6" x 4"</p>	<p>b</p>  <p>Mosaic--9" x 6"</p>	<p>c</p>  <p>GM--7" x 5 1/2"</p>
<p>d</p>	<p>e</p>	<p>f</p>
<p>g</p>	<p>h</p>	<p>i</p>

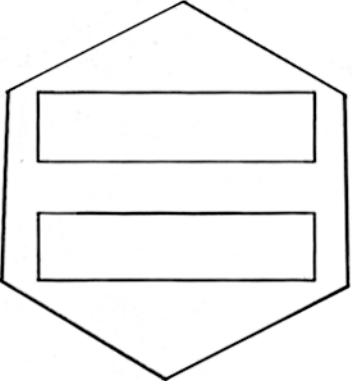
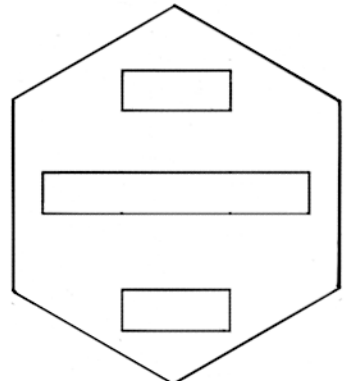
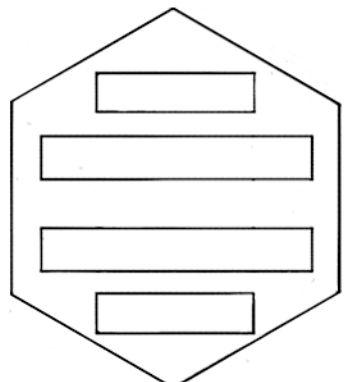
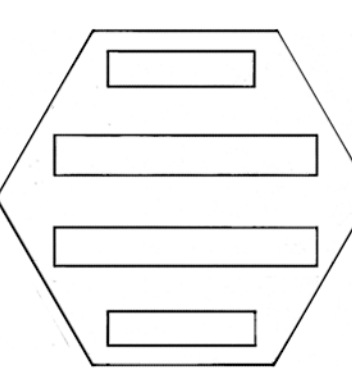
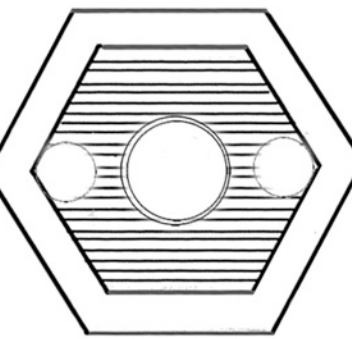
A FIELD GUIDE TO THE KEY PATTERNS ON THE BACKS OF UNITED STATES CERAMIC TILES,  
1870s-1930s (3rd Edition)

(Classification 2) Triangular Tiles: Raised or Recessed "Bars" that are Not Continuous from Edge to Edge

<p>a</p>  <p>USETC--6"L x 3"H (curved base edge)</p>	<p>b</p>  <p>OET--8"L x 4"H</p>	<p>c</p>
<p>d</p>	<p>e</p>	<p>f</p>
<p>g</p>	<p>h</p>	<p>i</p>

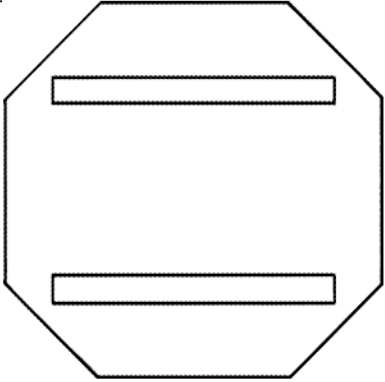
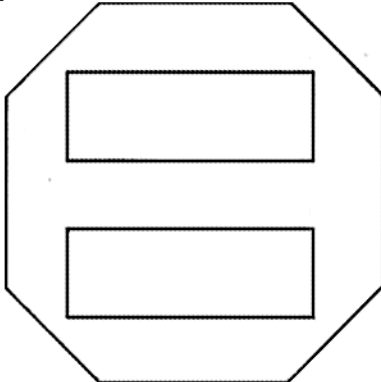
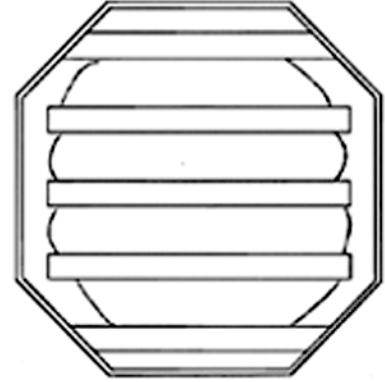
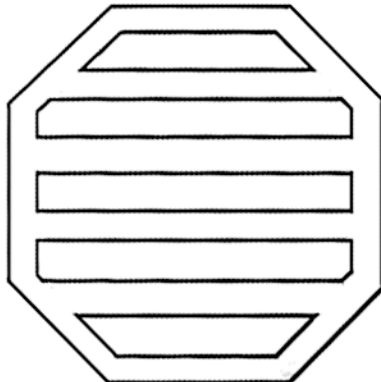
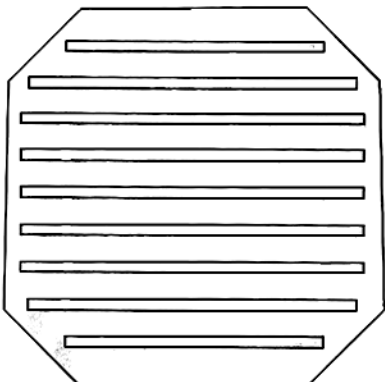
A FIELD GUIDE TO THE KEY PATTERNS ON THE BACKS OF UNITED STATES CERAMIC TILES,  
1870s-1930s (3rd Edition)

(Classification 2) Hexagonal Tiles: Raised or Recessed Whole and Partial Bars that are Not Continuous from Edge to Edge

<p>a</p>  <p>Cambridge--4"W</p>	<p>b</p>  <p>Pomona</p>	<p>c</p>
<p>d</p>  <p>Pomona--4 1/2"H x 4"W</p>	<p>e</p>  <p>Franklin--4"H x 4 5/8"W</p>	<p>f</p>
<p>g</p>  <p>Rookwood--3 1/4"W</p>	<p>h</p>	<p>i</p>




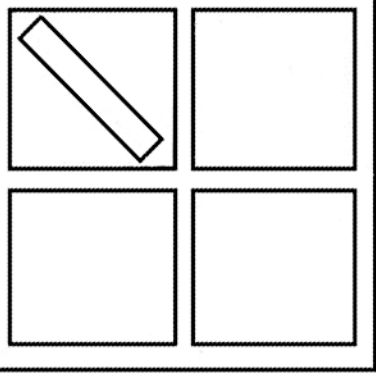
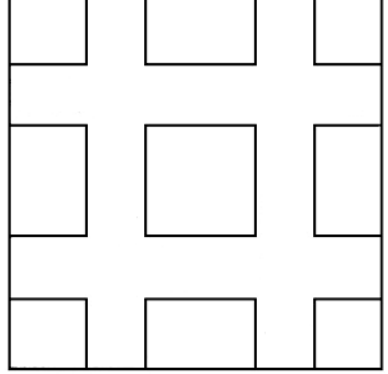
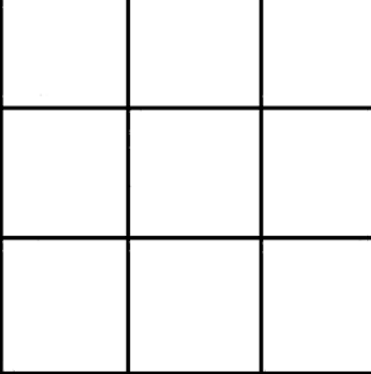



A FIELD GUIDE TO THE KEY PATTERNS ON THE BACKS OF UNITED STATES CERAMIC TILES,  
1870s-1930s (3rd Edition)

(Classification 2) Octagonal Tiles: Raised or Recessed "Bars" that are Not Continuous from Edge to Edge

<p>a</p>  <p>Hamilton--4 3/8"W x 4 3/8"H</p>	<p>b</p>  <p>AET--3"W x 3"H</p>	<p>c</p>
<p>d</p>  <p>Tropico--6 1/2"W x 6 1/2"H</p>	<p>e</p>  <p>USETC--4 1/4"W x 4 1/4"H</p>	<p>f</p>
<p>g</p>  <p>Unkn. U.S.--7"H</p>	<p>h</p>	<p>i</p>


A FIELD GUIDE TO THE KEY PATTERNS ON THE BACKS OF UNITED STATES CERAMIC TILES,  
1870s-1930s (3rd Edition)

(Classification 3): Square Tiles: Grid Key Patterns

<p>a</p>  <p>Grueby--8"</p>	<p>b</p>  <p>Low--6"</p>	<p>c</p>  <p>C.R. Owen, Owen &amp; Peirce, Raven Owen--3"</p>
<p>d</p>  <p>C.R. Owen--3"</p>	<p>e</p>  <p>Providential--2 1/8"</p>	<p>f</p>  <p>Unkn. U.S.--1"</p>
<p>g</p>  <p>C.R. Owen--4 1/4", 6"</p>	<p>h</p>  <p>USETC--3"</p>	<p>i</p>  <p>Hull--4 1/4" (with brushmarks all over, but partially shown here)</p>

A FIELD GUIDE TO THE KEY PATTERNS ON THE BACKS OF UNITED STATES CERAMIC TILES,  
1870s-1930s (3rd Edition)




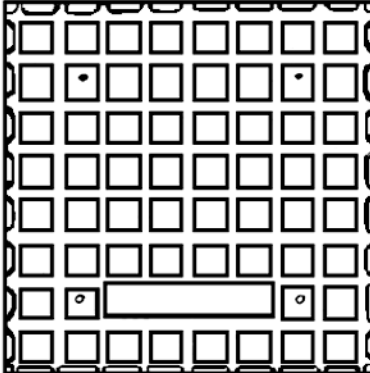
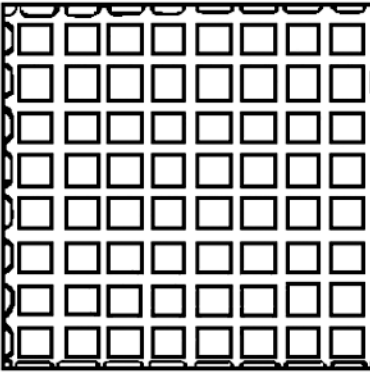

(Classification 3): Square Tiles: Grid Key Patterns





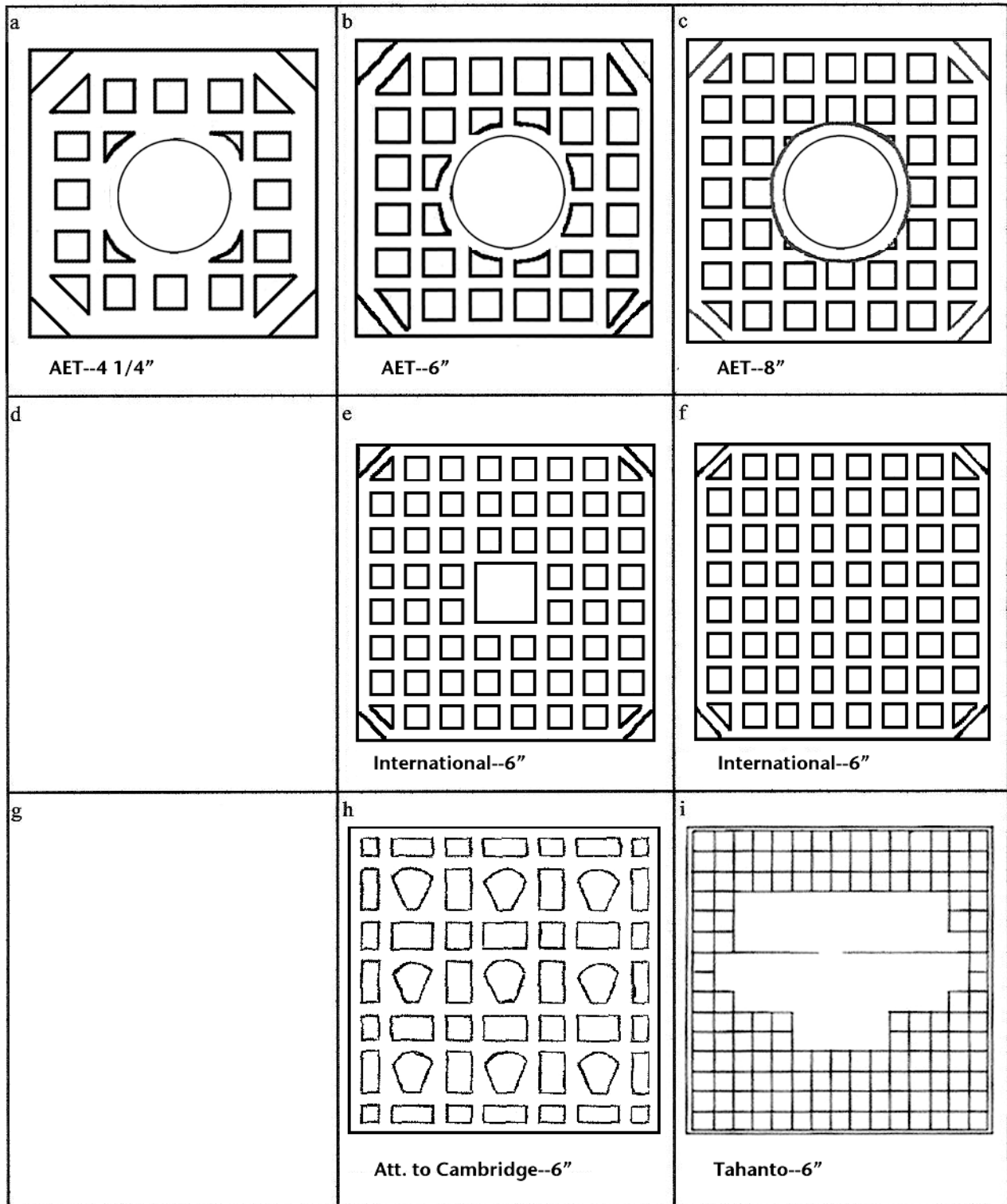
A FIELD GUIDE TO THE KEY PATTERNS ON THE BACKS OF UNITED STATES CERAMIC TILES,  
1870s-1930s (3rd Edition)

(Classification 3): Square Tiles: Grid Key Patterns

<p>a</p>  <p>Unkn. U.S.--6"</p>	<p>b</p>  <p>Providential--6"</p>	<p>c</p>  <p>AET/CA--5 7/8"; West Coast--5 3/4"</p>
<p>d</p>	<p>e</p>	<p>f</p>
<p>g</p>  <p>RATW--6"</p>	<p>h</p>  <p>RATW--6"</p>	<p>i</p>  <p>Hull--6"</p>


A FIELD GUIDE TO THE KEY PATTERNS ON THE BACKS OF UNITED STATES CERAMIC TILES,  
1870s-1930s (3rd Edition)

(Classification 3): Square Tiles: Grid Key Patterns



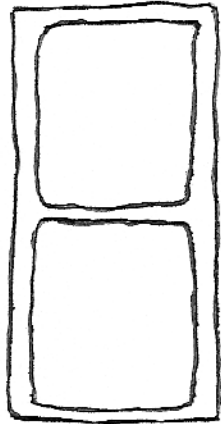
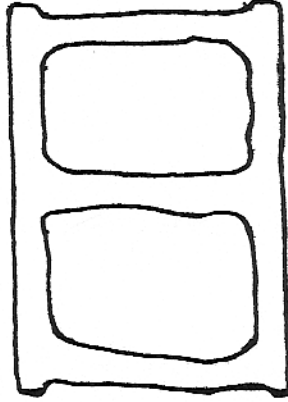
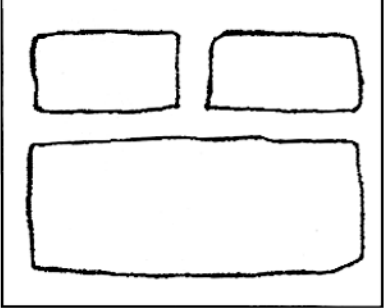




A FIELD GUIDE TO THE KEY PATTERNS ON THE BACKS OF UNITED STATES CERAMIC TILES,  
1870s-1930s (3rd Edition)

(Classification 3): Square Tiles: Grid Key Patterns

<p>a</p>  <p>Unkn. U. S.--approx. 6" (c. 1947)</p>	<p>b</p>	<p>c</p>
<p>d</p>	<p>e</p>	<p>f</p>
<p>g</p>	<p>h</p>	<p>i</p>

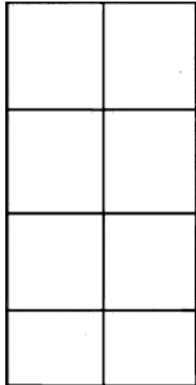

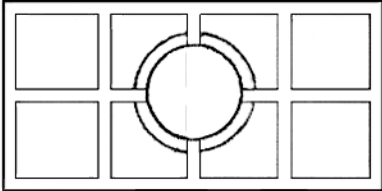


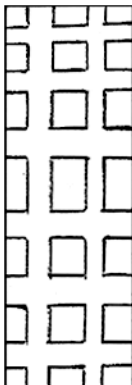
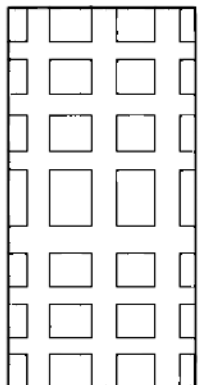
A FIELD GUIDE TO THE KEY PATTERNS ON THE BACKS OF UNITED STATES CERAMIC TILES,  
1870s-1930s (3rd Edition)

(Classification 3) Rectangular Tiles: Grid Key Patterns

<p>a</p>  <p>Batchelder, Low, Rookwood</p>	<p>b</p>  <p>Rookwood--6 1/2" x 9 1/2"</p>	<p>c</p>  <p>Low--8 1/2" x 7"</p>
<p>d</p>  <p>Low</p>	<p>e</p>  <p>Low--9 1/2" x 5"</p>	<p>f</p>  <p>NYATC--10" x 8"</p>
<p>g</p>  <p>Low--brushstrokes in recessed areas.</p>	<p>h</p>	<p>i</p>

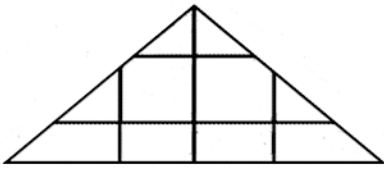
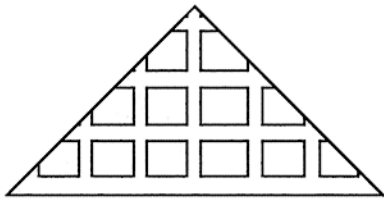
A FIELD GUIDE TO THE KEY PATTERNS ON THE BACKS OF UNITED STATES CERAMIC TILES,  
1870s-1930s (3rd Edition)

(Classification 3) Rectangular Tiles: Grid Key Patterns

<p>a</p>  <p>Volkmar--23" x 11 1/2"</p>	<p>b</p>  <p>Hull--6" x 2 7/8"</p>	<p>c</p>  <p>AET--6" x 3"</p>
<p>d</p>  <p>Hull--6" x 2" (brushstrokes)</p>	<p>e</p>  <p>Low</p>	<p>f</p>
<p>g</p>  <p>Providential--6" x 2"</p>	<p>h</p>  <p>Providential--6" x 3"</p>	<p>i</p>


A FIELD GUIDE TO THE KEY PATTERNS ON THE BACKS OF UNITED STATES CERAMIC TILES,  
1870s-1930s (3rd Edition)

(Classification 3) Triangular Tiles: Grid Key Patterns

<p>a</p>  <p>Unkn. U.S.--1 1/2"L x 5/8"H</p>	<p>b</p>  <p>Unkn. U.S.--(recessed grids)</p>	<p>c</p>
<p>d</p>	<p>e</p>	<p>f</p>
<p>g</p>	<p>h</p>	<p>i</p>


A FIELD GUIDE TO THE KEY PATTERNS ON THE BACKS OF UNITED STATES CERAMIC TILES,  
1870s-1930s (3rd Edition)

(Classification 3) Octagonal Tiles: Grid Key Patterns

<p>a</p>  <p>Grueby--app. 9"W x 9" H x 2 1/4"D</p>	<p>b</p>	<p>c</p>
<p>d</p>	<p>e</p>	<p>f</p>
<p>g</p>	<p>h</p>	<p>i</p>

A FIELD GUIDE TO THE KEY PATTERNS ON THE BACKS OF UNITED STATES CERAMIC TILES,  
1870s-1930s (3rd Edition)

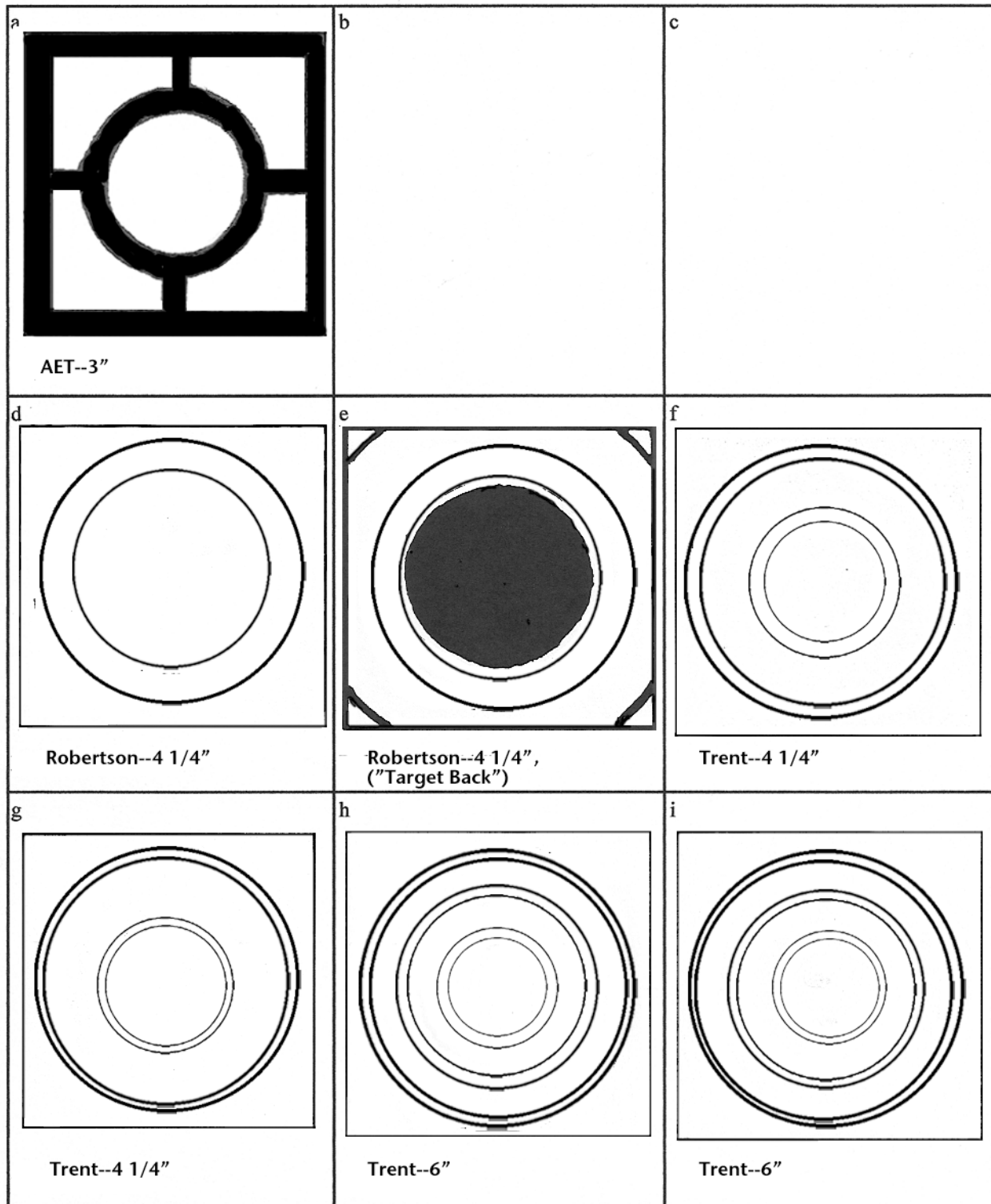
(Classification 3) Circle-Shaped Tiles: Grid Key Patterns

a  Grueby--12"D	b	c
d	e	f
g	h	i




A FIELD GUIDE TO THE KEY PATTERNS ON THE BACKS OF UNITED STATES CERAMIC TILES,  
1870s-1930s (3rd Edition)

(Classification 4a) Square Tiles: Tiles with Raised and/or Recessed Circular Key Patterns



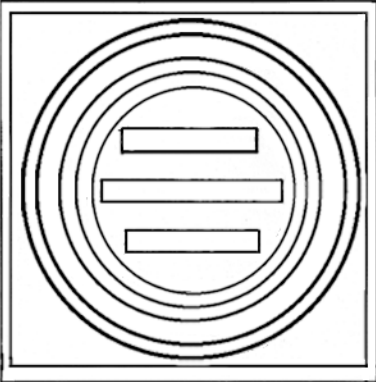
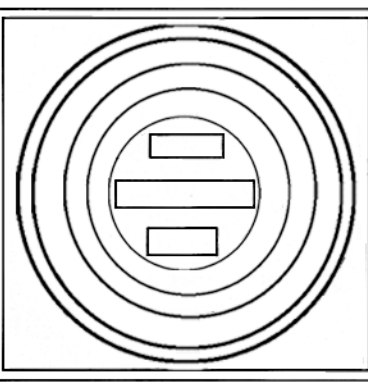

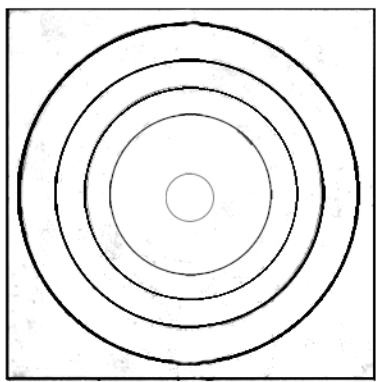
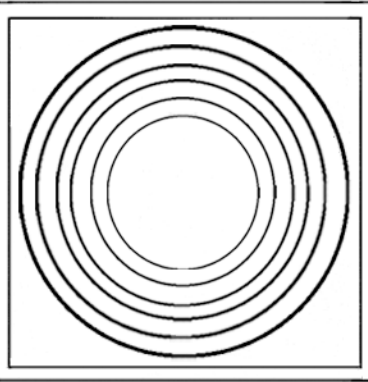
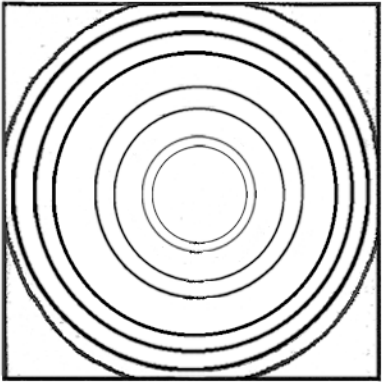
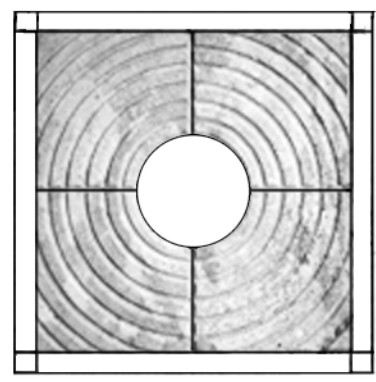


A FIELD GUIDE TO THE KEY PATTERNS ON THE BACKS OF UNITED STATES CERAMIC TILES,  
1870s-1930s (3rd Edition)

(Classification 4a) Square Tiles: Tiles with Raised and/or Recessed Circular Key Patterns



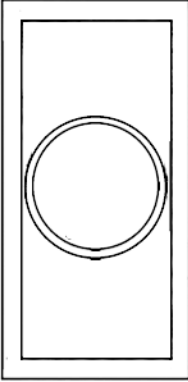
A FIELD GUIDE TO THE KEY PATTERNS ON THE BACKS OF UNITED STATES CERAMIC TILES,  
1870s-1930s (3rd Edition)

(Classification 4a) Square Tiles: Tiles with Raised and/or Recessed Circular Key Patterns

<p>a</p>  <p>USETC--6", 8"</p>	<p>b</p>  <p>USETC--4 1/4"</p>	<p>c</p>  <p>Hamilton--4 1/4"</p>
<p>d</p>  <p>Unkn. US--6" (see W.W. Montague, p. 165)</p>	<p>e</p>  <p>Hamilton</p>	<p>f</p>  <p>Globe--6"</p>
<p>g</p>  <p>AET--8 3/4" paver (these may be grooves rather than molded keys)</p>	<p>h</p>  <p>AET--6"</p>	<p>i</p> 

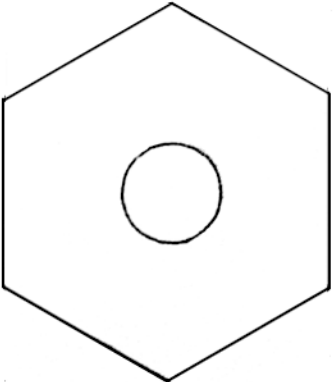
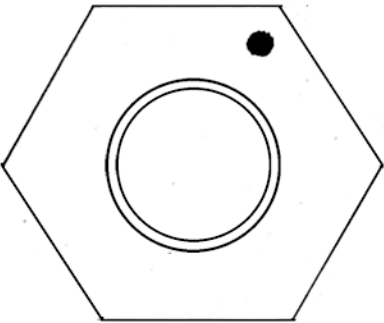
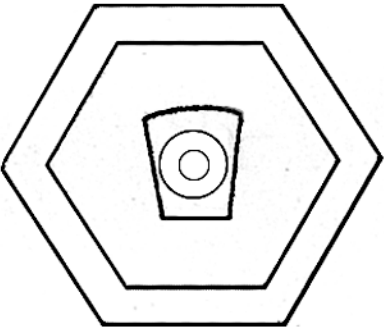
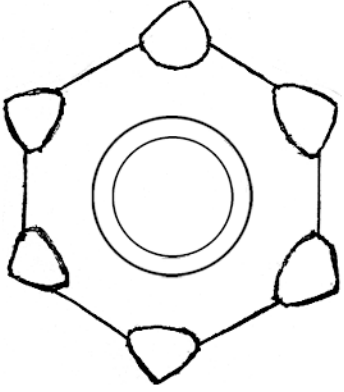
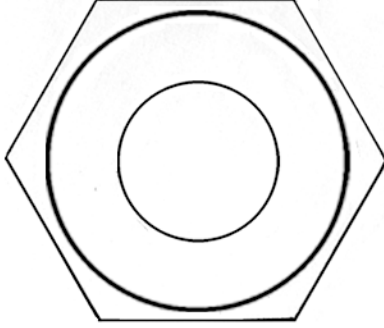
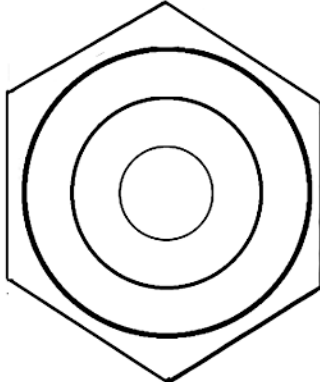
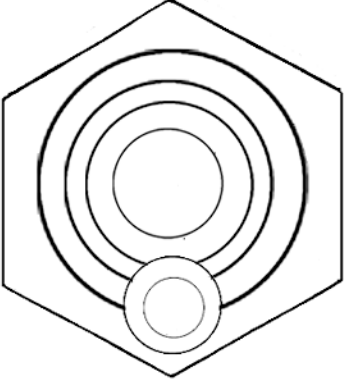
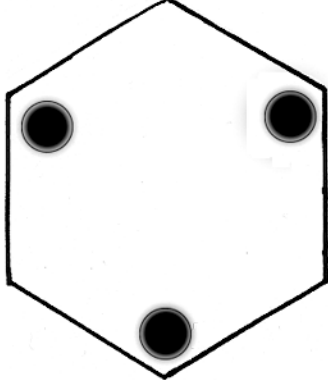
A FIELD GUIDE TO THE KEY PATTERNS ON THE BACKS OF UNITED STATES CERAMIC TILES,  
1870s-1930s (3rd Edition)

(Classification 4a) Rectangular Tiles: Tiles with Raised and/or Recessed Circular Key Patterns

<p>a</p>  <p>Hamilton--12" x 6"</p>	<p>b</p>	<p>c</p>
<p>d</p>	<p>e</p>	<p>f</p>
<p>g</p>	<p>h</p>	<p>i</p>

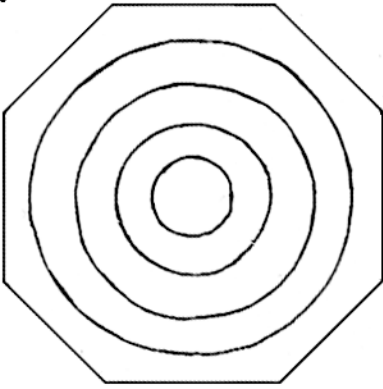
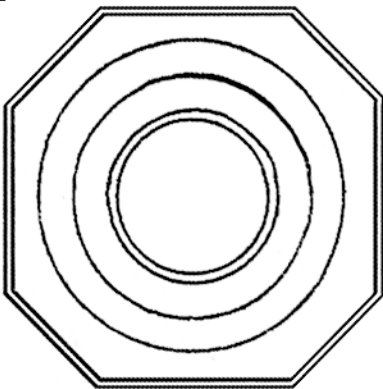
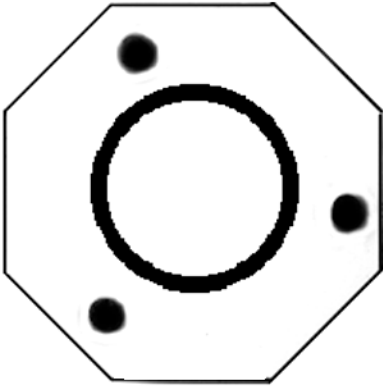
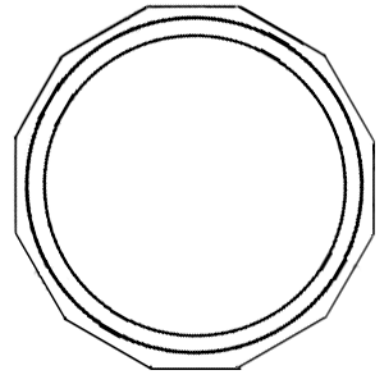
A FIELD GUIDE TO THE KEY PATTERNS ON THE BACKS OF UNITED STATES CERAMIC TILES,  
1870s-1930s (3rd Edition)

(Classification 4a) Hexagonal Tiles: Tiles with Raised and/or Recessed Circular Key Patterns

<p>a</p>  <p>Mosaic--4 5/8"H</p>	<p>b</p>  <p>Mosaic--2 1/8"W</p>	<p>c</p>  <p>Mosaic Cameo Tile, app. 3"H</p>
<p>d</p>  <p>Cowan--5 3/4"H</p>	<p>e</p>  <p>AET--4"H, c. 1931</p>	<p>f</p>  <p>GM--4"H</p>
<p>g</p>  <p>Mosaic</p>	<p>h</p>  <p>Matawan--3 1/4"H</p>	<p>i</p>

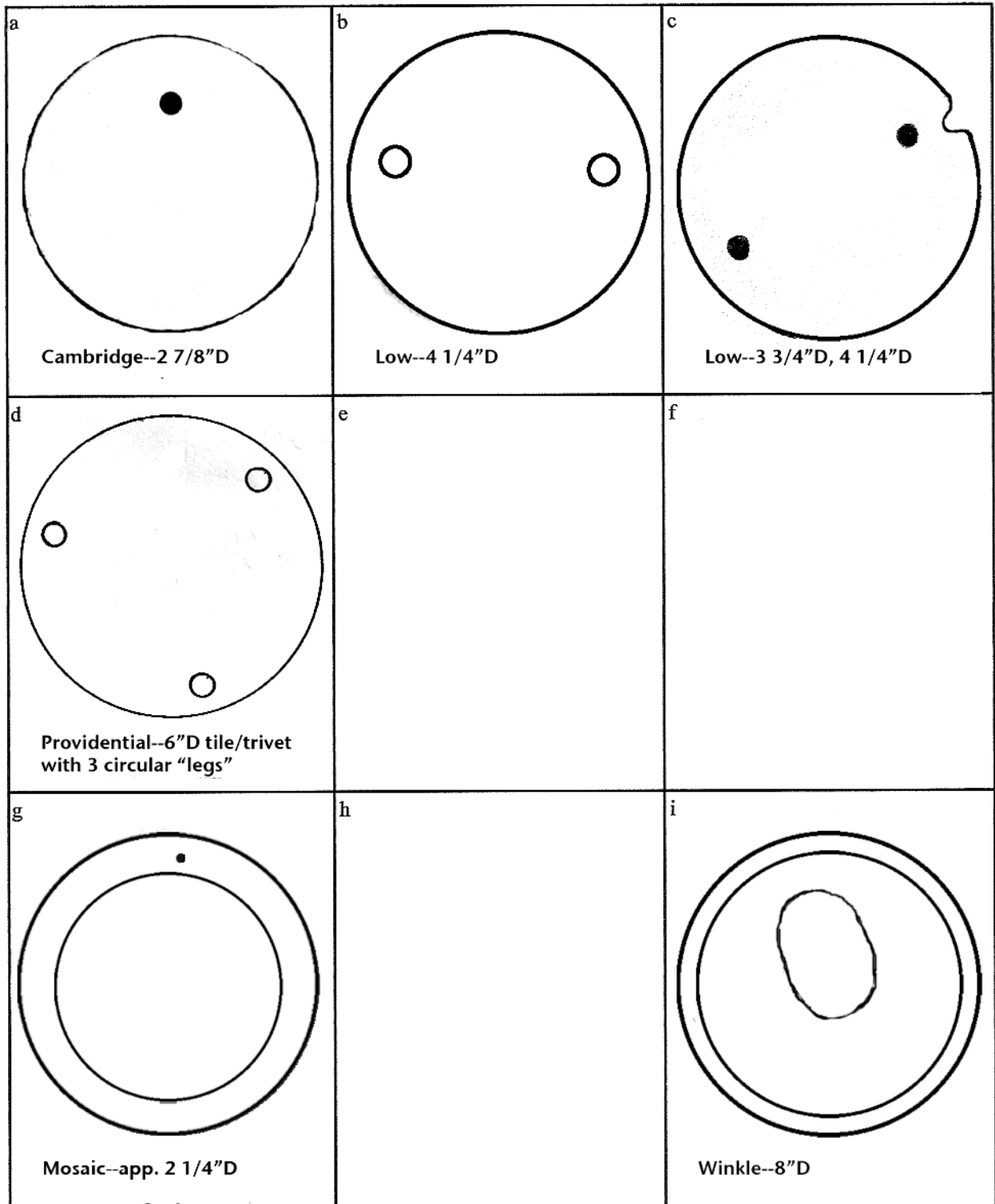
A FIELD GUIDE TO THE KEY PATTERNS ON THE BACKS OF UNITED STATES CERAMIC TILES,  
1870s-1930s (3rd Edition)

(Classification 4a) Octagonal and Dodecagonal Tiles: Tiles with Raised and/or Recessed Circular Key Patterns

<p>a</p>  <p>OET--6"W x 6"H</p>	<p>b</p>  <p>Mosaic--3 1/4"W x 3 1/4"H</p>	<p>c</p>
<p>d</p>  <p>GM--6 3/16"H, 6 3/16"W</p>	<p>e</p>	<p>f</p>
<p>g</p>  <p>Rookwood--6" x 6"</p>	<p>h</p>	<p>i</p>

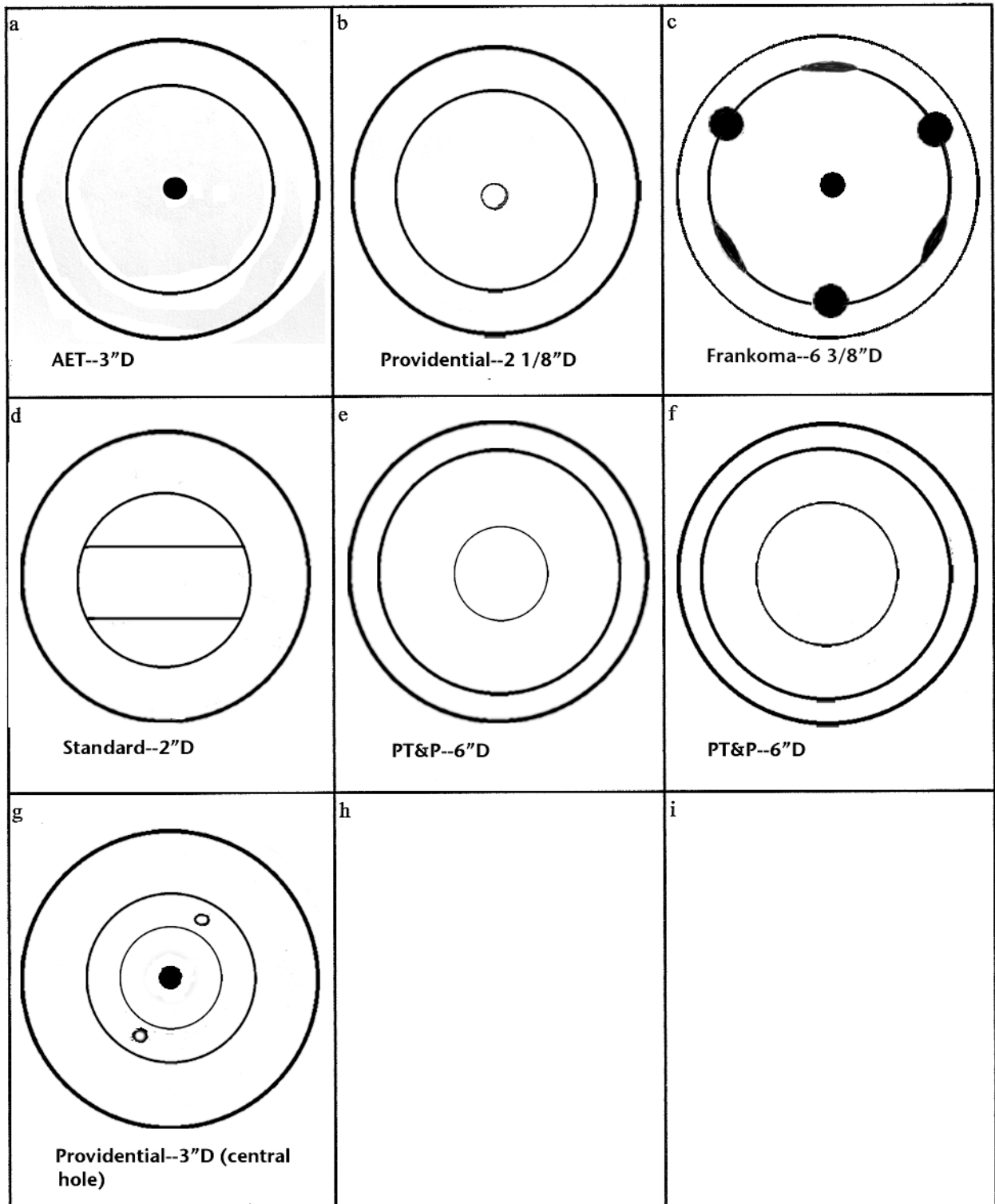
A FIELD GUIDE TO THE KEY PATTERNS ON THE BACKS OF UNITED STATES CERAMIC TILES,  
1870s-1930s (3rd Edition)

(Classification 4a) Circle-Shaped Tiles: Tiles with Raised and/or Recessed Circular Key Patterns



A FIELD GUIDE TO THE KEY PATTERNS ON THE BACKS OF UNITED STATES CERAMIC TILES,  
1870s-1930s (3rd Edition)

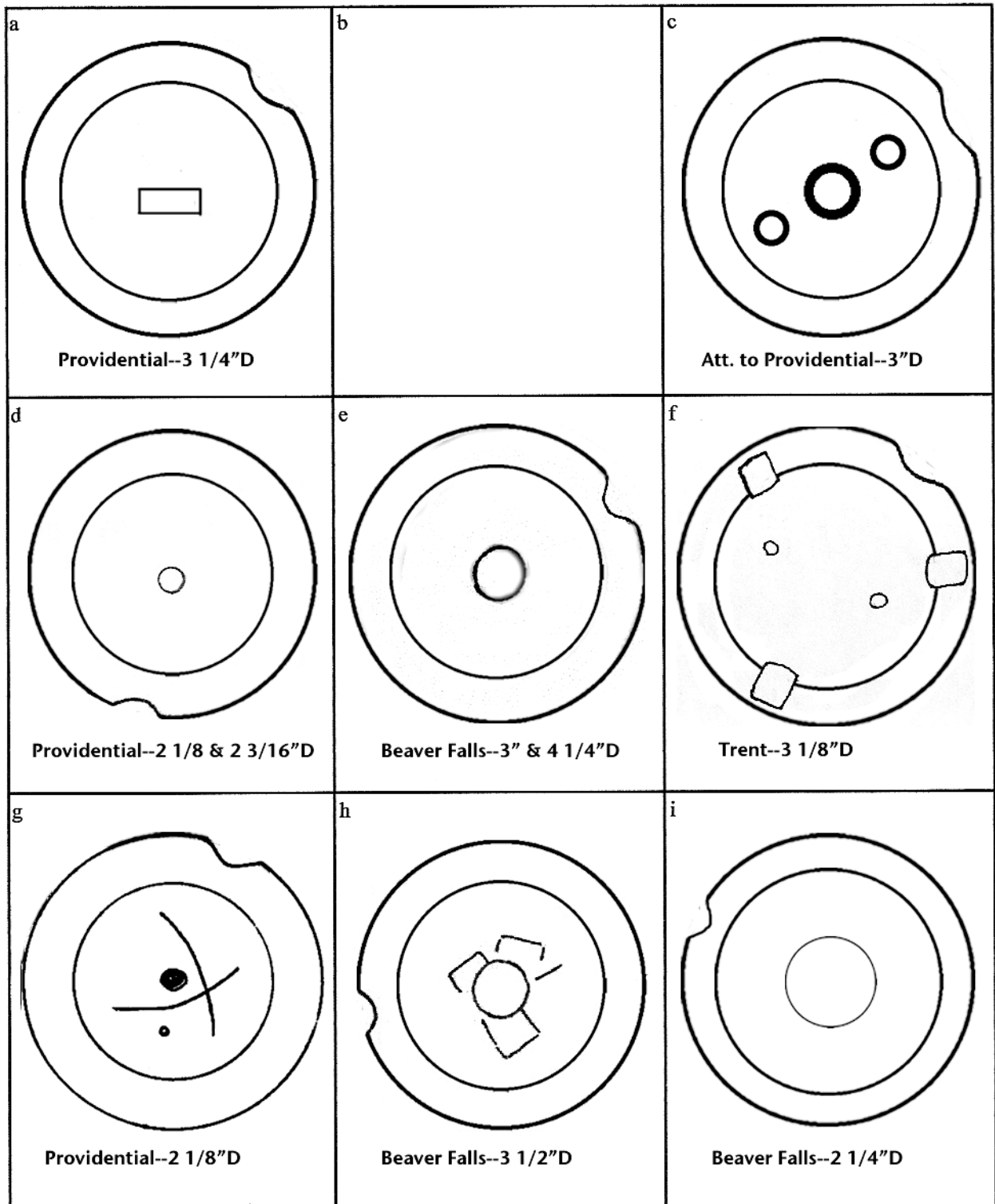
(Classification 4a) Circle-Shaped Tiles: Tiles with Raised and/or Recessed Circular Key Patterns





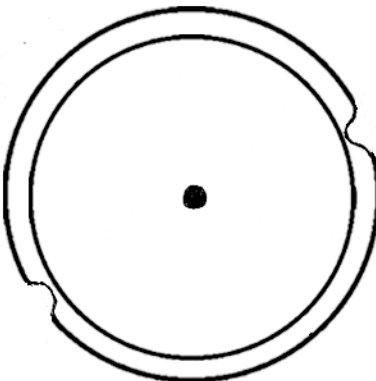
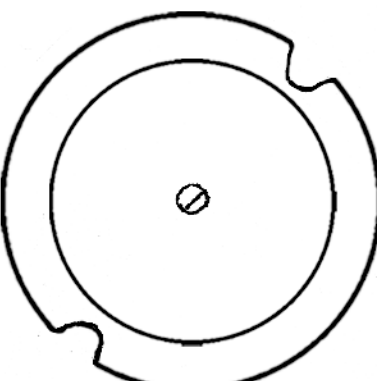
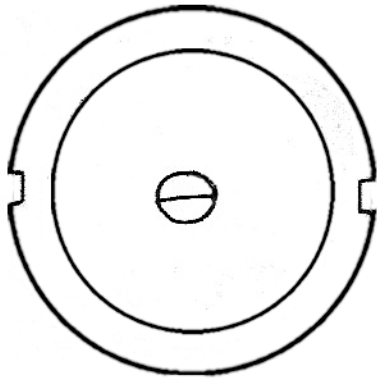
A FIELD GUIDE TO THE KEY PATTERNS ON THE BACKS OF UNITED STATES CERAMIC TILES,  
1870s-1930s (3rd Edition)

(Classification 4a) Circle-Shaped Tiles: Tiles with Raised and/or Recessed Circular Key Patterns



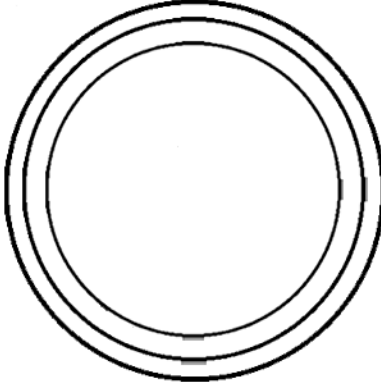
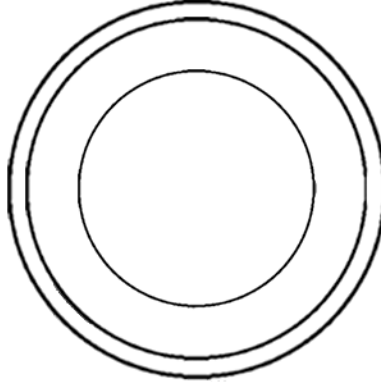
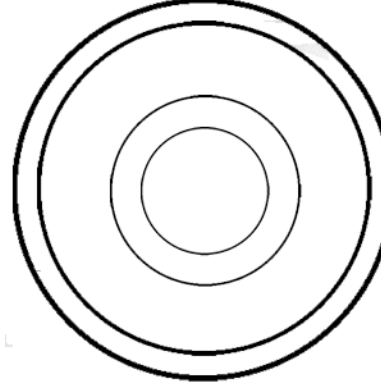
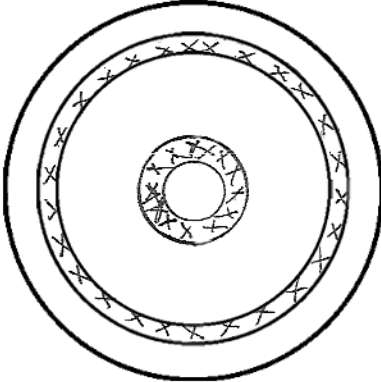
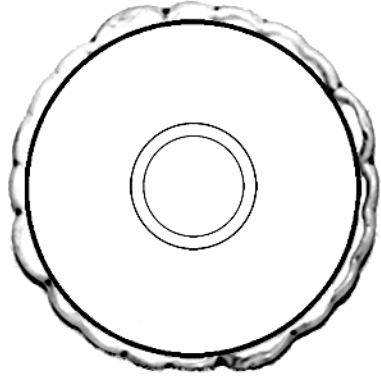
A FIELD GUIDE TO THE KEY PATTERNS ON THE BACKS OF UNITED STATES CERAMIC TILES,  
1870s-1930s (3rd Edition)

(Classification 4a) Circle-Shaped Tiles: Tiles with Raised and/or Recessed Circular Key Patterns

<p>a</p>  <p>Kensington--2 1/2"D</p>	<p>b</p>  <p>Kensington--3"D</p>	<p>c</p>  <p>AET--3"D</p>
<p>d</p>	<p>e</p>	<p>f</p>
<p>g</p>	<p>h</p>	<p>i</p>


A FIELD GUIDE TO THE KEY PATTERNS ON THE BACKS OF UNITED STATES CERAMIC TILES,  
1870s-1930s (3rd Edition)

(Classification 4a) Circle-Shaped Tiles: Tiles with Raised and/or Recessed Circular Key Patterns

<p>a</p>  <p>USQ--7"D, c. 1950s</p>	<p>b</p>  <p>Providential--2 3/4"D</p>	<p>c</p>  <p>Overbeck--6 1/2"D</p>
<p>d</p>  <p>Weller--6 1/4"D</p>	<p>e</p>	<p>f</p>
<p>g</p>  <p>Cowan--6 3/4"D tea tile</p>	<p>h</p>	<p>i</p>

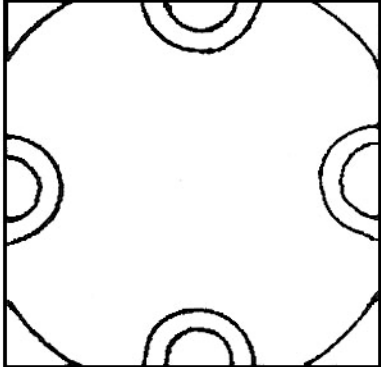
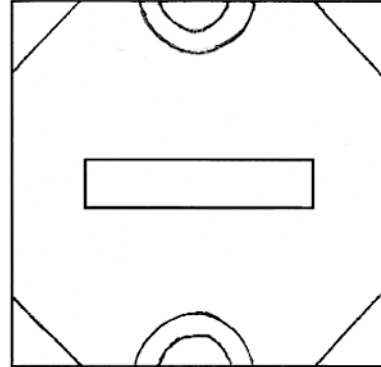
A FIELD GUIDE TO THE KEY PATTERNS ON THE BACKS OF UNITED STATES CERAMIC TILES,  
1870s-1930s (3rd Edition)

(Classification 4b) Square Tiles: Combinations of Curved and/or Circular Key Patterns, sometimes used  
with other, Non-curved Elements



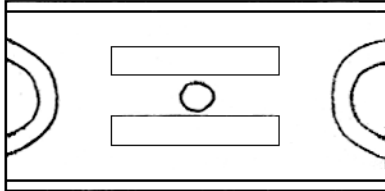

A FIELD GUIDE TO THE KEY PATTERNS ON THE BACKS OF UNITED STATES CERAMIC TILES,  
1870s-1930s (3rd Edition)

(Classification 4b) Square Tiles: Combinations of Curved and/or Circular Key Patterns, sometimes used  
with other, Non-curved Elements

<p>a</p> 	<p>b</p> 	<p>c</p>
<p>Old Bridge--6"</p>	<p>Old Bridge, Rossman--4 1/4"</p>	
<p>d</p>	<p>e</p>	<p>f</p>
<p>g</p>	<p>h</p>	<p>i</p>


A FIELD GUIDE TO THE KEY PATTERNS ON THE BACKS OF UNITED STATES CERAMIC TILES,  
1870s-1930s (3rd Edition)

(Classification 4b) Rectangular Tiles: Combinations of Curved and/or Circular Key Patterns, sometimes used  
with other, Non-curved Elements

<p>a</p>  <p>Old Bridge--6" x 3"</p>	<p>b</p>  <p>Old Bridge--6" x 3"</p>	<p>c</p>
<p>d</p>	<p>e</p>	<p>f</p>
<p>g</p>	<p>h</p>	<p>i</p>

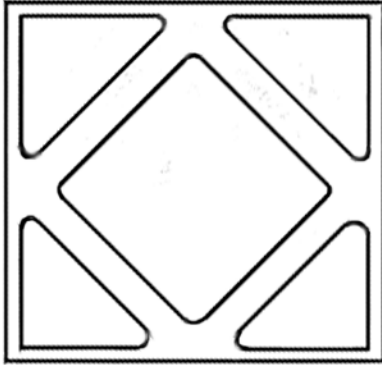
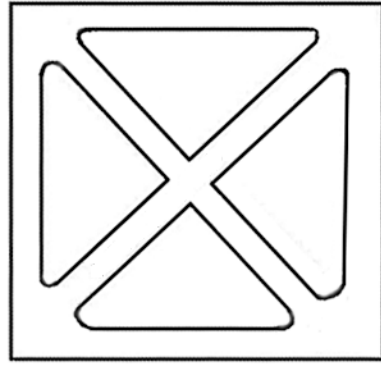
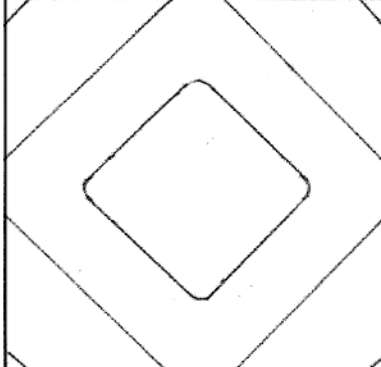
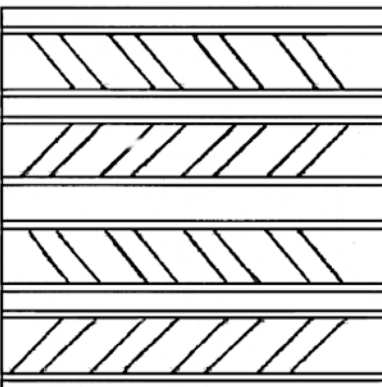
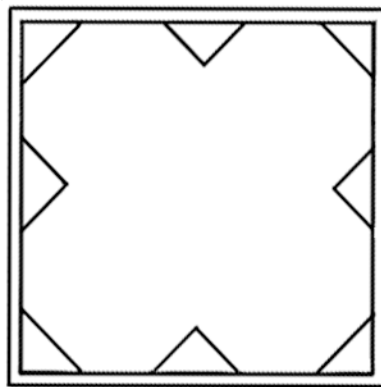

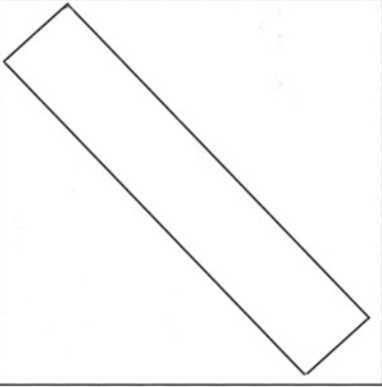


A FIELD GUIDE TO THE KEY PATTERNS ON THE BACKS OF UNITED STATES CERAMIC TILES,  
1870s-1930s (3rd Edition)

(Classification 5) Square Tiles: Tiles with Diagonal Bars, Grids or other Diagonal Elements



A FIELD GUIDE TO THE KEY PATTERNS ON THE BACKS OF UNITED STATES CERAMIC TILES,  
1870s-1930s (3rd Edition)


(Classification 5) Square Tiles: Tiles with Diagonal Bars, Grids or other Diagonal Elements

<p>a</p> 	<p>b</p> 	<p>c</p> 
<p>GM--6", c. 1950s-1960s?</p>	<p>Unkn. U.S.--4 1/4" (probably GM)</p>	<p>GM--4"</p>
<p>d</p> 	<p>e</p> 	<p>f</p> 
<p>National--6"</p>	<p>Rookwood--5 3/4"</p>	<p>Mosaic--4 1/2"</p>
<p>g</p> 	<p>h</p> 	<p>i</p> 
<p>Kitanning--8 1/8"</p>		



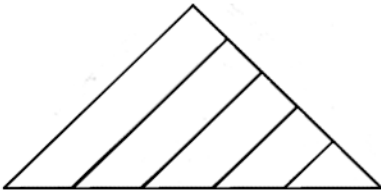
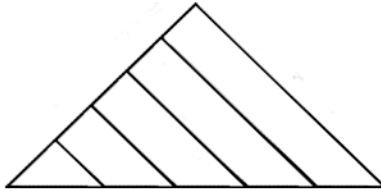
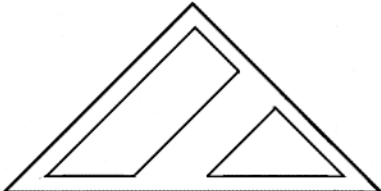
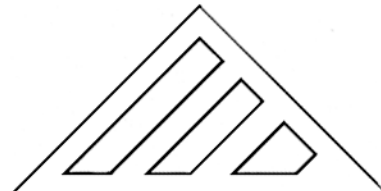
A FIELD GUIDE TO THE KEY PATTERNS ON THE BACKS OF UNITED STATES CERAMIC TILES,  
1870s-1930s (3rd Edition)

(Classification 5) Rectangular Tiles: Tiles with Diagonal Bars, Grids or other Diagonal Elements

<p>a</p>  <p>Robertson--4 1/4" x 2"</p>	<p>b</p>	<p>c</p>
<p>d</p>	<p>e</p>	<p>f</p>
<p>g</p>	<p>h</p>	<p>i</p>

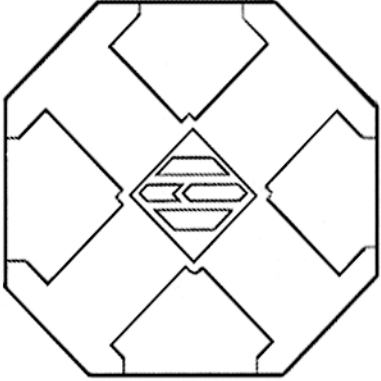
A FIELD GUIDE TO THE KEY PATTERNS ON THE BACKS OF UNITED STATES CERAMIC TILES,  
1870s-1930s (3rd Edition)

(Classification 5) Triangular Tiles: Tiles with Diagonal "Bars", Grids or other Diagonal Elements

<p>a</p>  <p>AET--4 1/8"L x 2"H</p>	<p>b</p>  <p>AET--4 1/8"L x 2"H</p>	<p>c</p>
<p>d</p>  <p>AET--6"L x 3"H</p>	<p>e</p>  <p>Kensington--6"L x 3"H</p>	<p>f</p>
<p>g</p>	<p>h</p>	<p>i</p>

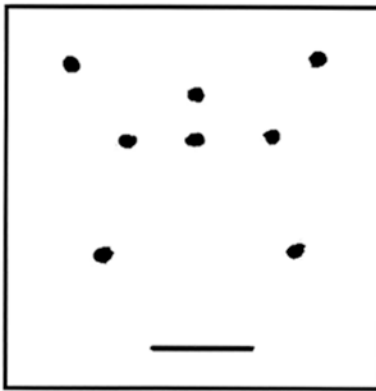






A FIELD GUIDE TO THE KEY PATTERNS ON THE BACKS OF UNITED STATES CERAMIC TILES,  
1870s-1930s (3rd Edition)

(Classification 5) Octagonal Tiles: Tiles with Diagonal Bars, Grids or other Diagonal Elements

<p>a</p>  <p>Unkn. U.S.</p>	<p>b</p>	<p>c</p>
<p>d</p>	<p>e</p>	<p>f</p>
<p>g</p>	<p>h</p>	<p>i</p>

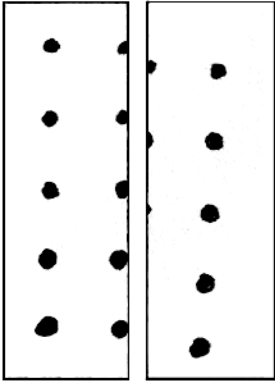

A FIELD GUIDE TO THE KEY PATTERNS ON THE BACKS OF UNITED STATES CERAMIC TILES,  
1870s-1930s (3rd Edition)

(Classification 6) Square Tiles: "Stab" Marks on Encaustic Tiles

<p>a</p>  <p>USETC--4 1/4"</p>	<p>b</p>  <p>USETC--4 1/4"</p>	<p>c</p>  <p>USETC--3", 4 1/4"</p>
<p>d</p>  <p>AET--4 1/4", 6"; Columbia-- 4 1/4"</p>	<p>e</p>  <p>AET, OET--6"</p>	<p>f</p>
<p>g</p>  <p>Columbia--6"</p>	<p>h</p>  <p>USETC--6"</p>	<p>i</p>

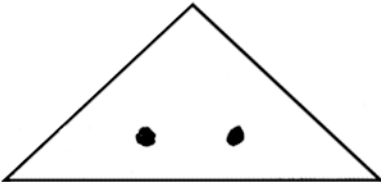
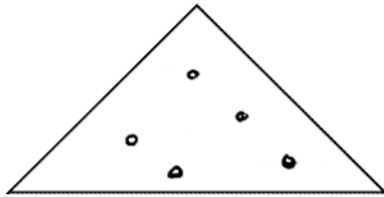
A FIELD GUIDE TO THE KEY PATTERNS ON THE BACKS OF UNITED STATES CERAMIC TILES,  
1870s-1930s (3rd Edition)

(Classification 6) Rectangular Tiles: "Stab" Marks on Encaustic Tiles

<p>a</p>  <p>USETC--each, 6" x 2"</p>	<p>b</p>  <p>OET--app. 5 1/2" x 2 1/4"</p>	<p>c</p>
<p>d</p>	<p>e</p>	<p>f</p>
<p>g</p>	<p>h</p>	<p>i</p>


A FIELD GUIDE TO THE KEY PATTERNS ON THE BACKS OF UNITED STATES CERAMIC TILES,  
1870s-1930s (3rd Edition)

(Classification 6) Triangular Tiles: "Stab" Marks on Encaustic Tiles

<p>a</p>  <p>AET--4 1/4"L x 2"H</p>	<p>b</p>  <p>USETC--6"L x 3"H</p>	<p>c</p>
<p>d</p>	<p>e</p>	<p>f</p>
<p>g</p>	<p>h</p>	<p>i</p>

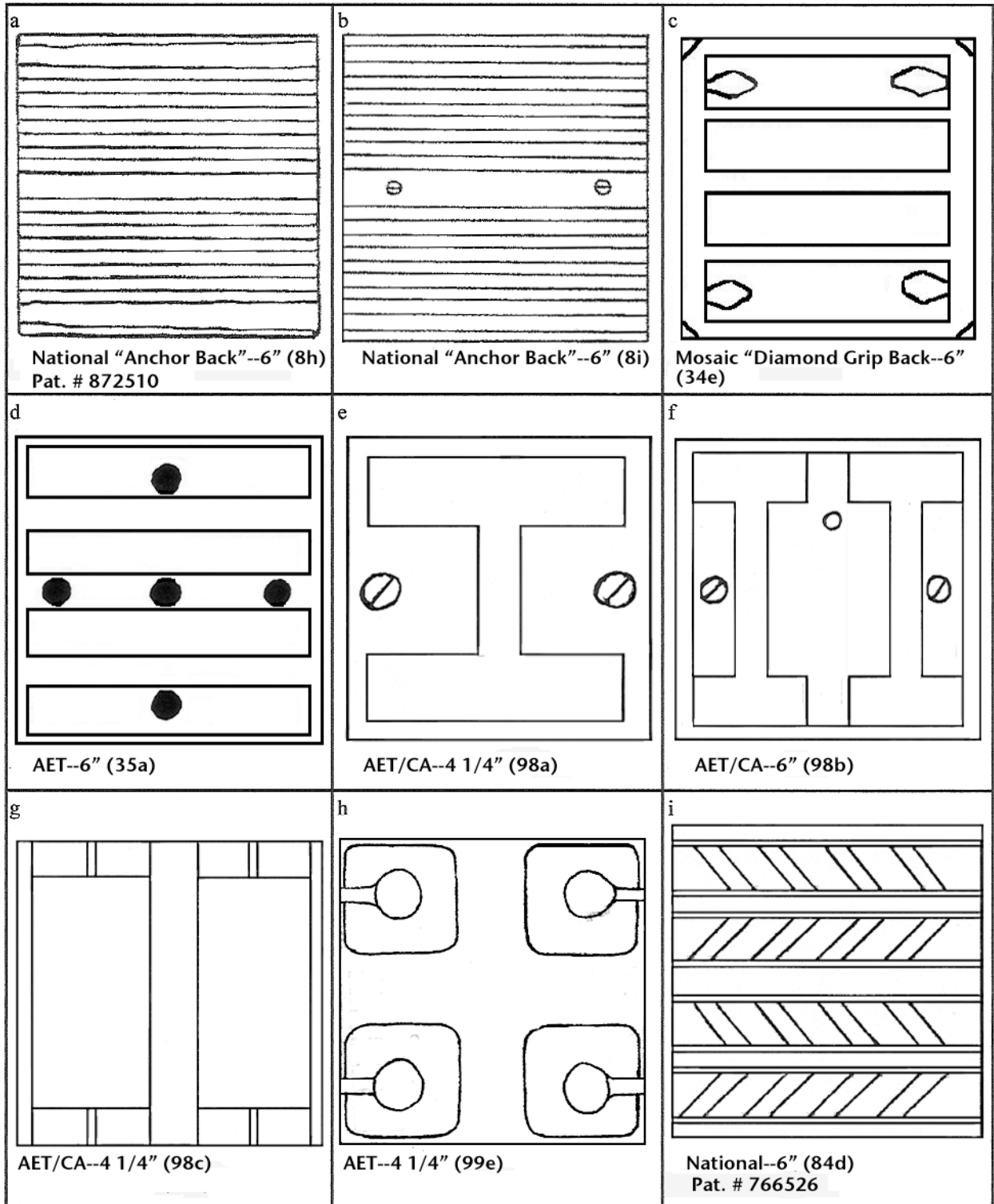
A FIELD GUIDE TO THE KEY PATTERNS ON THE BACKS OF UNITED STATES CERAMIC TILES,  
1870s-1930s (3rd Edition)

(Classification 7) Square Tiles: Patented Grip Backs--Tiles with Patented Backs that Lock Tiles Together  
and/or to an Adhesive



A FIELD GUIDE TO THE KEY PATTERNS ON THE BACKS OF UNITED STATES CERAMIC TILES,  
1870s-1930s (3rd Edition)

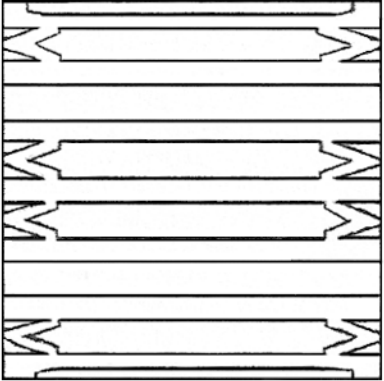




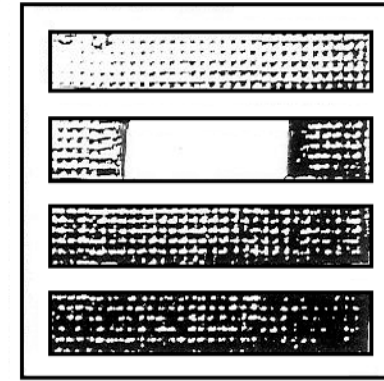

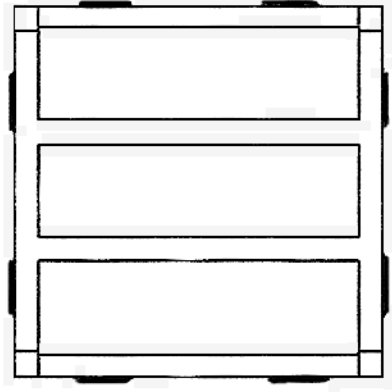
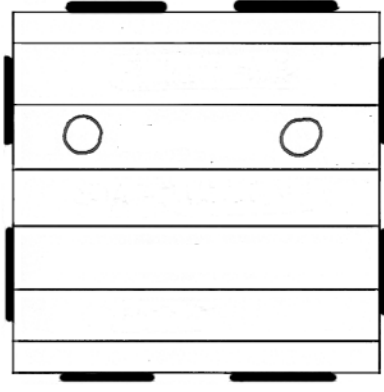
(Classification 7) Square Tiles: Patented Grip Backs--Tiles with Patented Backs that Lock Tiles Together  
and/or to an Adhesive





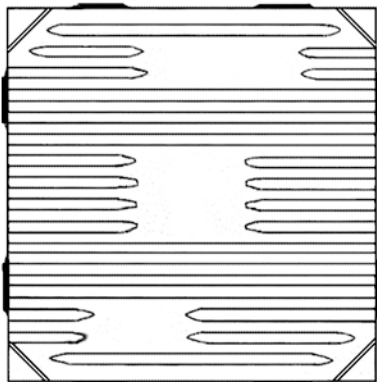
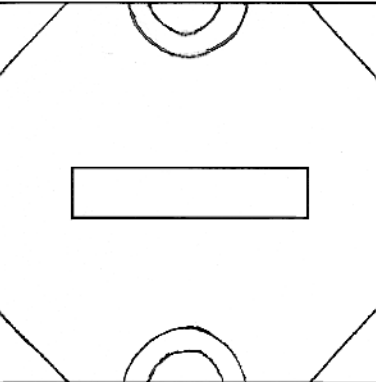
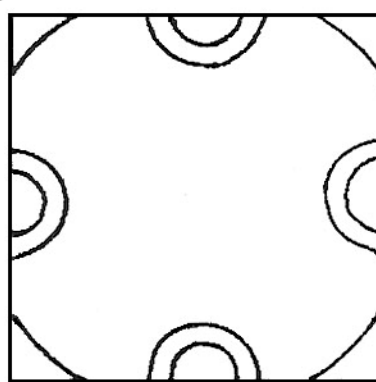
A FIELD GUIDE TO THE KEY PATTERNS ON THE BACKS OF UNITED STATES CERAMIC TILES,  
1870s-1930s (3rd Edition)

(Classification 7) Square Tiles: Patented Grip Backs--Tiles with Patented Backs that Lock Tiles Together and/or to an Adhesive

<p>a "Hold Fast" tile</p>  <p>Owens--6" (99b), Pat. # 766526</p>	<p>b</p>  <p>Columbia--6" (6d) Pat. # 627327</p>	<p>c Alexander Mortised Tile</p>  <p>Unkn. U.S.--6" (37g) Pat. # 615515</p>
<p>d Mosaic "Rim Grip Back" Tiles</p>  <p>Mosaic--6" (6c), Pat. # 866755</p>	<p>e</p>  <p>Mosaic--6" (37d) Pat. # 866755</p>	<p>f "Perma Tile"</p>  <p>AET--4 1/4" (35b), Pat. # 1702912</p>
<p>g</p>  <p>Batchelder (80f), Pat. # 1694665</p>	<p>h</p>  <p>GM--app. 4 1/4" (31a)</p>	<p>i</p>  <p>Pomona--4" (4b), Pat. # 1694665</p>

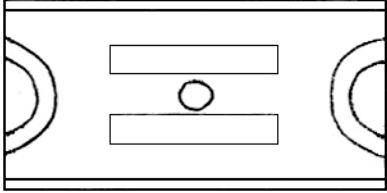

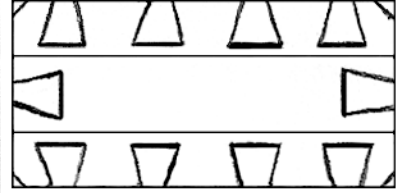




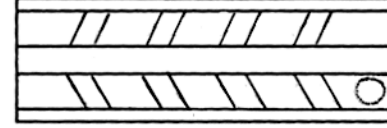
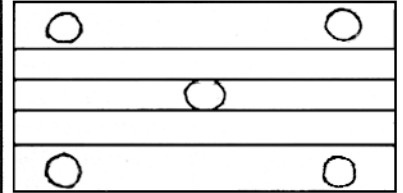
A FIELD GUIDE TO THE KEY PATTERNS ON THE BACKS OF UNITED STATES CERAMIC TILES,  
1870s-1930s (3rd Edition)

(Classification 7) Square Tiles: Patented Grip Backs--Tiles with Patented Backs that Lock Tiles Together  
and/or to an Adhesive

		
<p><b>Hoffman--4 1/4" (10i)</b></p>	<p><b>Old Bridge, Rossman--4 1/4" (81b)</b> Pat. # 998203</p>	<p><b>Old Bridge--6" (81a)</b> Pat. # 998203</p>
<p>d</p>	<p>e</p>	<p>f</p>
<p>g</p>	<p>h</p>	<p>i</p>




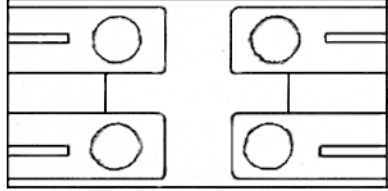

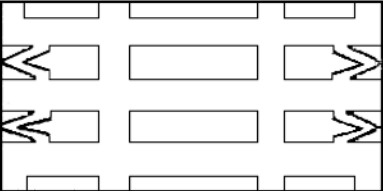
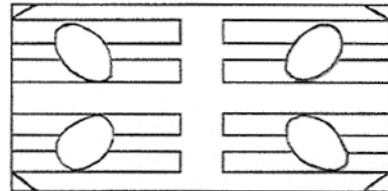

A FIELD GUIDE TO THE KEY PATTERNS ON THE BACKS OF UNITED STATES CERAMIC TILES,  
1870s-1930s (3rd Edition)

(Classification 7) Rectangular Tiles: Patented Grip Backs--Tiles with Patented Backs that Lock Tiles Together  
and/or to an Adhesive

<p>a</p>  <p>Old Bridge--6" x 3" (82a) Pat. # 998203, "Clincher"</p>	<p>b</p>  <p>Old Bridge--6" x 3" (82b) Pat. # 998203</p>	<p>c</p>  <p>Owens--6" x 3" (12i) Pat. # 707125, "Dove Tail"</p>
<p>d</p>  <p>AET--6" x 2" Grip Back (12b)</p>	<p>e</p>  <p>AET--6" x 2" (12c)</p>	<p>f</p>  <p>AET--9 1/2" x 3" (recessed corners), (12d)</p>
<p>g</p>  <p>National--6" x 2" Anchor Back (15i), Pat. # 872510</p>	<p>h</p>  <p>National--6" x 2" (14e) Pat. # 766526</p>	<p>i</p>  <p>AET--9 1/8" x 4 1/2" (15b) Pat. # 1050420</p>







A FIELD GUIDE TO THE KEY PATTERNS ON THE BACKS OF UNITED STATES CERAMIC TILES,  
1870s-1930s (3rd Edition)

(Classification 7) Rectangular Tiles: Patented Grip Backs--Tiles with Patented Backs that Lock Tiles Together  
and/or to an Adhesive

<p>a</p>  <p>Pardee--6" x 3" (49c), Grip Back</p>	<p>b</p>  <p>Trent Grip Back--6" x 3" (52d)</p>	<p>c</p>  <p>Mosaic "Rim Grip"--6" x 3" (52f) Pat. # 866755</p>
<p>d</p>  <p>AET--6" x 3" (recessed circular areas), (21g)</p>	<p>e</p>  <p>Owens--6" x 1 1/2" (13a) Pat. # 1024355, "Hold Fast"</p>	<p>f</p>  <p>Owens--6" x 3" (54c) "Hold Fast"</p>
<p>g</p>  <p>Trent--6 1/2" x 3 1/2" (recessed corners), (21e)</p>	<p>h</p>  <p>Columbia--6" x 1 1/2" (13i) Pat. # 627327</p>	<p>i</p>

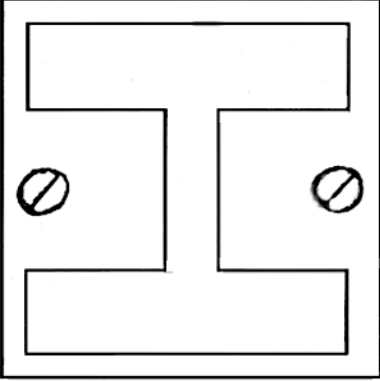
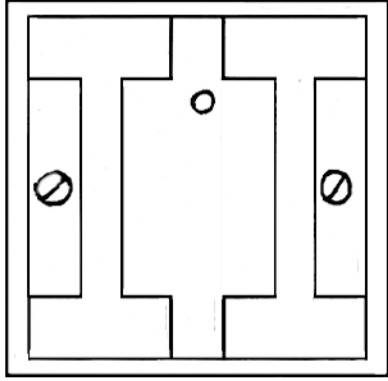
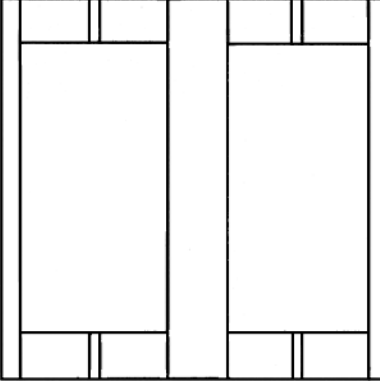
A FIELD GUIDE TO THE KEY PATTERNS ON THE BACKS OF UNITED STATES CERAMIC TILES,  
1870s-1930s (3rd Edition)

(Classification 7) Rectangular Tiles: Patented Grip Backs--Tiles with Patented Backs that Lock Tiles Together  
and/or to an Adhesive

<p>a</p>  <p>Trent--6" x 3" (54e), Grip Back</p>	<p>b</p>  <p>Robertson Grip Back--6" x 3" (16a)</p>	<p>c</p>
<p>d</p>  <p>Trent--6" x 3" (17h), Grip Back</p>	<p>e</p>  <p>Trent--6" x 3" (17i), Grip Back</p>	<p>f</p>  <p>National--6" x 3" Anchor Back (19c), Pat. # 872510</p>
<p>g</p>  <p>Columbia--6" x 3" (19g) Pat. # 627327</p>	<p>h</p>	<p>i</p>

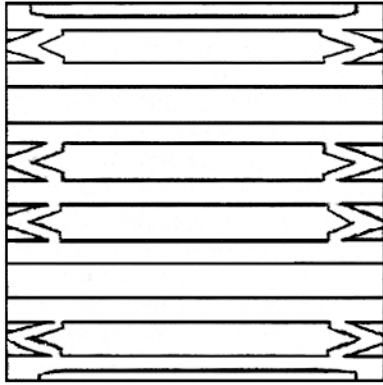
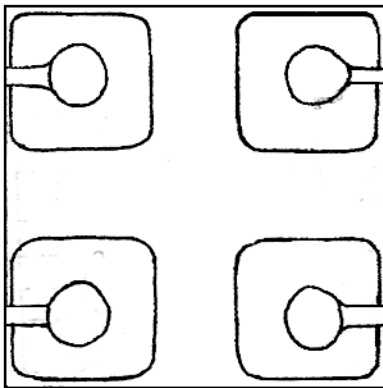
A FIELD GUIDE TO THE KEY PATTERNS ON THE BACKS OF UNITED STATES CERAMIC TILES,  
1870s-1930s (3rd Edition)

(Classification 8) Square Tiles: Other Geometric-Shaped Key Patterns ("I" Bars)

<p>a</p> 	<p>b</p> 	<p>c</p> 
<p>AET/CA--4 1/4" (c. 1930s)</p>	<p>AET/CA--6"</p>	<p>AET/CA--4 1/4"</p>
<p>d</p>	<p>e</p>	<p>f</p>
<p>g</p>	<p>h</p>	<p>i</p>

A FIELD GUIDE TO THE KEY PATTERNS ON THE BACKS OF UNITED STATES CERAMIC TILES,  
1870s-1930s (3rd Edition)

(Classification 8) Square Tiles: Other Geometric-Shaped Key Patterns

a	b  <p>Owens--6"</p>	c
d	e  <p>AET--4 1/4"</p>	f
g	h	i

A FIELD GUIDE TO THE KEY PATTERNS ON THE BACKS OF UNITED STATES CERAMIC TILES,  
1870s-1930s (3rd Edition)

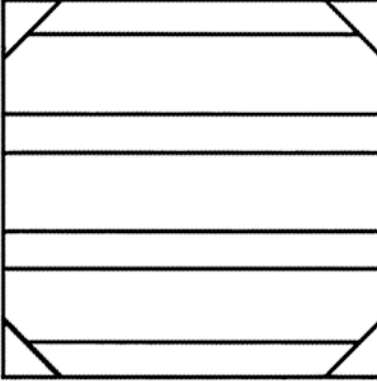
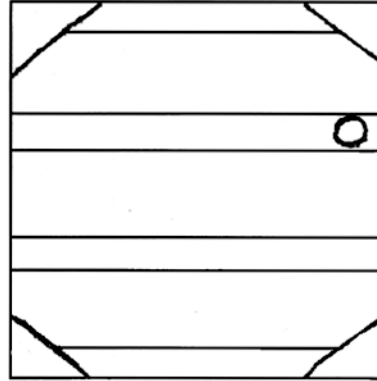
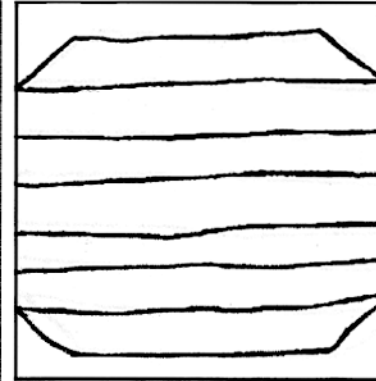
(Classification 8) Square Tiles: Other Geometric-Shaped Key Patterns (Octagons with "Bars")

<p>a</p>	<p>b</p>	<p>c</p>
<p>International--1 1/2"</p>	<p>Trent--3"</p>	<p>International--3"</p>
<p>d</p>	<p>e</p>	<p>f</p>
<p>International--4 1/8", 4 1/4", 4 1/2"</p>	<p>Trent--4 1/4", 6"</p>	<p>International--4 1/2", 6"</p>
<p>g</p>	<p>h</p>	<p>i</p>
<p>USETW--6"</p>	<p>International--6"</p>	<p>Unkn. U.S.--6"</p>



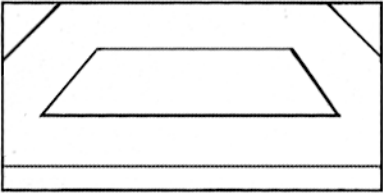

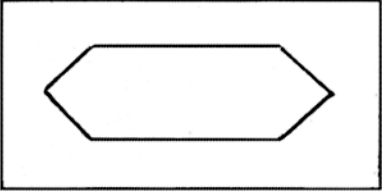


A FIELD GUIDE TO THE KEY PATTERNS ON THE BACKS OF UNITED STATES CERAMIC TILES,  
1870s-1930s (3rd Edition)

(Classification 8) Square Tiles: Other Geometric-Shaped Key Patterns

<p>a</p> 	<p>b</p> 	<p>c</p> 
<p>Pardee--3", Robertson--3", 6"</p>	<p>Robertson--6"</p>	<p>Rookwood--6"</p>
<p>d</p>	<p>e</p>	<p>f</p>
<p>g</p>	<p>h</p>	<p>i</p>




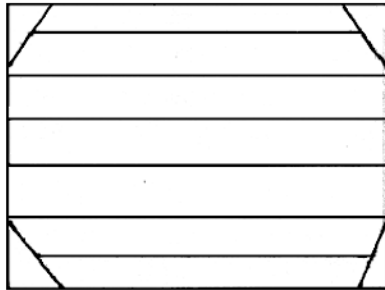

A FIELD GUIDE TO THE KEY PATTERNS ON THE BACKS OF UNITED STATES CERAMIC TILES,  
1870s-1930s (3rd Edition)

(Classification8) Rectangular Tiles: Other Geometric-Shaped Key Patterns (Trapezoids and Hexagons)

<p>a</p>  <p>Unkn. U.S.--3" x 1 1/2"</p>	<p>b</p>	<p>c</p>
<p>d</p>  <p>Old Bridge--3" x 1"</p>	<p>e</p>  <p>Old Bridge--3" x 1 1/2"</p>	<p>f</p>
<p>g</p>  <p>Old Bridge--6" x 2"</p>	<p>h</p>  <p>Old Bridge--6" x 3"</p>	<p>i</p>

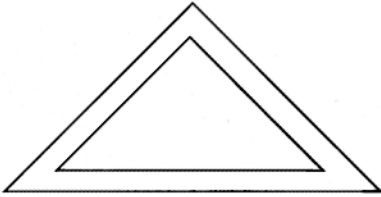
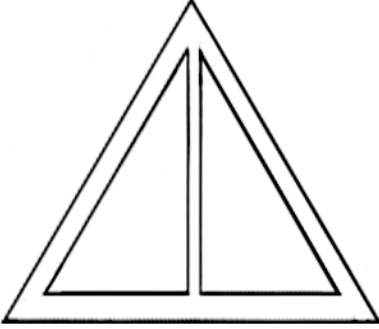
A FIELD GUIDE TO THE KEY PATTERNS ON THE BACKS OF UNITED STATES CERAMIC TILES,  
1870s-1930s (3rd Edition)

(Classification 8) Rectangular Tiles: Other Geometric-Shaped Key Patterns (Octagons, some with "Bars")

<p>a</p>  <p>Trent--4 1/4" x 1"</p>	<p>b</p>	<p>c</p>
<p>d</p>  <p>Robertson--6" x 2"</p>	<p>e</p>  <p>Rookwood--9" x 4 1/2"</p>	<p>f</p>  <p>Rookwood--8" x 6"</p>
<p>g</p>  <p>Trent--6" x 3"</p>	<p>h</p>	<p>i</p>

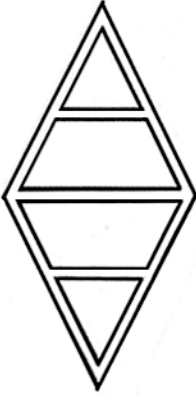

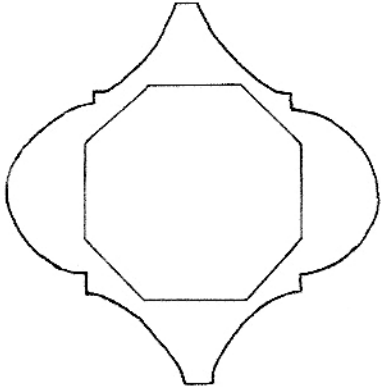
A FIELD GUIDE TO THE KEY PATTERNS ON THE BACKS OF UNITED STATES CERAMIC TILES,  
1870s-1930s (3rd Edition)

(Classification 8) Triangular Tiles: Other Geometric-Shaped Key Patterns (Triangles)

<p>a</p>  <p>Unkn. U.S.--6"L x 3"H</p>	<p>b</p>  <p>H&amp;L--3 1/2"L x 3"H</p>	<p>c</p>
<p>d</p>	<p>e</p>	<p>f</p>
<p>g</p>	<p>h</p>	<p>i</p>

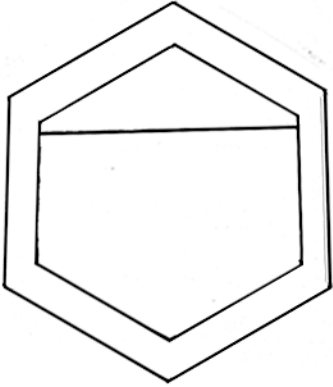
A FIELD GUIDE TO THE KEY PATTERNS ON THE BACKS OF UNITED STATES CERAMIC TILES,  
1870s-1930s (3rd Edition)

(Classification 8) Diamond, Trapezoidal and Odd-Shaped Tiles: Other Geometric-Shaped Key Patterns

<p>a</p>  <p>H&amp;L--6" x 3"</p>	<p>b</p>	<p>c</p>
<p>d</p>  <p>USETC--6 3/4"L x 2"H (curved base edge)</p>	<p>e</p>	<p>f</p>
<p>g</p>  <p>Robertson--4 1/4"L x 4 1/4"H</p>	<p>h</p>	<p>i</p>

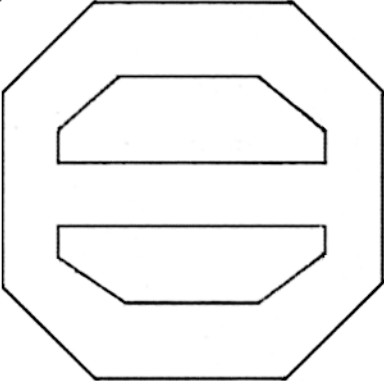
A FIELD GUIDE TO THE KEY PATTERNS ON THE BACKS OF UNITED STATES CERAMIC TILES,  
1870s-1930s (3rd Edition)

(Classification 8) Hexagonal Tiles): Other Geometric-Shaped Key Patterns

<p>a</p>  <p>Mosaic Cameo Tile</p>	<p>b</p>	<p>c</p>
<p>d</p>	<p>e</p>	<p>f</p>
<p>g</p>	<p>h</p>	<p>i</p>


A FIELD GUIDE TO THE KEY PATTERNS ON THE BACKS OF UNITED STATES CERAMIC TILES,  
1870s-1930s (3rd Edition)

(Classification 8) Octagonal Tiles: Other Geometric-Shaped Key Patterns

<p>a</p>  <p>AET--3"W x 3"L</p>	<p>b</p>	<p>c</p>
<p>d</p>	<p>e</p>	<p>f</p>
<p>g</p>	<p>h</p>	<p>i</p>

A FIELD GUIDE TO THE KEY PATTERNS ON THE BACKS OF UNITED STATES CERAMIC TILES,  
1870s-1930s (3rd Edition)


(Classification 9) Square Tiles: Incised, Impressed or Gouged Groove Key Patterns






A FIELD GUIDE TO THE KEY PATTERNS ON THE BACKS OF UNITED STATES CERAMIC TILES,  
1870s-1930s (3rd Edition)

(Classification 9) Square Tiles: Incised, Impressed or Gouged Groove Key Patterns



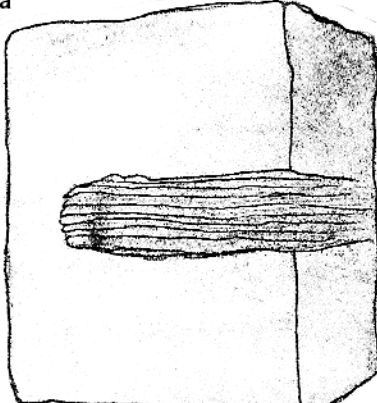
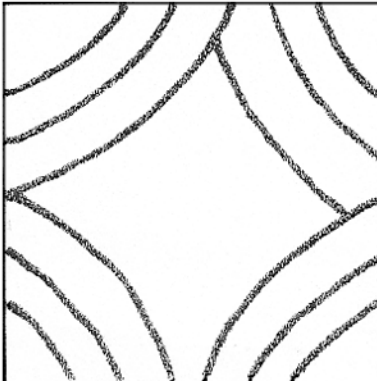



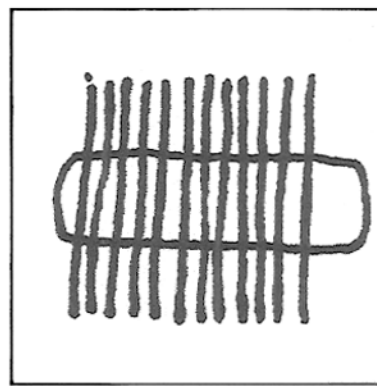


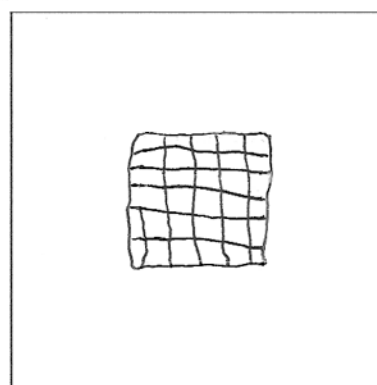
A FIELD GUIDE TO THE KEY PATTERNS ON THE BACKS OF UNITED STATES CERAMIC TILES,  
1870s-1930s (3rd Edition)

(Classification 9) Square Tiles: Incised, Impressed or Gouged Groove Key Patterns




A FIELD GUIDE TO THE KEY PATTERNS ON THE BACKS OF UNITED STATES CERAMIC TILES,  
1870s-1930s (3rd Edition)

(Classification 9) Square Tiles: Incised, Impressed or Gouged Groove Key Patterns

<p>a</p> 	<p>b</p> 	<p>c</p> 
<p>Muncie--2 7/8" (edge view)</p>	<p>Unkn. U.S.--6"</p>	<p>Ozark--4"</p>
<p>d</p> 	<p>e</p> 	<p>f</p> 
<p>Mosaic--6"</p>	<p>Att. to Grueby-Pardee--13", c. 1919+</p>	<p>AET--6"</p>
<p>g</p> 	<p>h</p> 	<p>i</p> 
<p>A-O--4 1/4" (grooves, two recessed bars and a paper label)</p>	<p>Wheatley--2"</p>	<p>Att. to Grueby--6"</p>





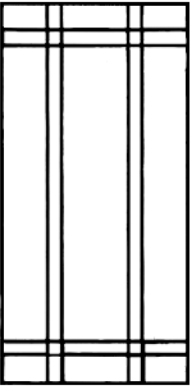




A FIELD GUIDE TO THE KEY PATTERNS ON THE BACKS OF UNITED STATES CERAMIC TILES,  
1870s-1930s (3rd Edition)

(Classification 9) Square Tiles: Incised, Impressed or Gouged Groove Key Patterns

<p>a</p>  <p>Spanish Tile &amp; Pottery Co.--12"</p>	<p>b</p>	<p>c</p>
<p>d</p>	<p>e</p>	<p>f</p>
<p>g</p>	<p>h</p>	<p>i</p>


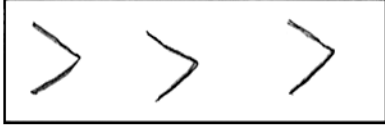
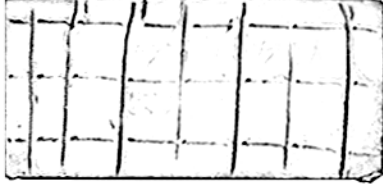






A FIELD GUIDE TO THE KEY PATTERNS ON THE BACKS OF UNITED STATES CERAMIC TILES,  
1870s-1930s (3rd Edition)

(Classification 9) Rectangular Tiles: Incised, Impressed or Gouged Groove Key Patterns

<p>a</p>  <p>Low--6" x 3"</p>	<p>b</p>  <p>Low</p>	<p>c</p>  <p>Low--4 1/4" x 2 1/8"</p>
<p>d</p>  <p>Low--5 1/2" x 3 1/4"</p>	<p>e</p>  <p>Trent--6" x 3"</p>	<p>f</p>  <p>Low--6" x 2"</p>
<p>g</p>  <p>Low--6 1/4" x 4 5/8"</p>	<p>h</p> 	<p>i</p> 


A FIELD GUIDE TO THE KEY PATTERNS ON THE BACKS OF UNITED STATES CERAMIC TILES,  
1870s-1930s (3rd Edition)

(Classification 9) Rectangular Tiles: Incised, Impressed or Gouged Groove Key Patterns

<p>a</p>  <p>Hull--5 7/8" x 1"</p>	<p>b</p>  <p>Calco--6" x 1 13/16"</p>	<p>c</p>  <p>Unkn. U.S.--11 3/4" x 5 3/4"</p>
<p>d</p>  <p>CalArt--3 7/8" x 1 7/8"</p>	<p>e</p>  <p>Trent--6" x 3"</p>	<p>f</p>  <p>Franklin--6" x 3"</p>
<p>g</p>  <p>Flint--6" x 3"</p>	<p>h</p>  <p>Flint--6" x 3"</p>	<p>i</p>  <p>Catalina--6" x 5 3/4"</p>

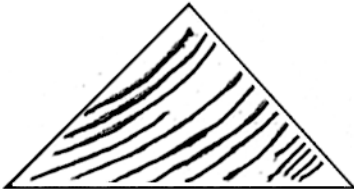
A FIELD GUIDE TO THE KEY PATTERNS ON THE BACKS OF UNITED STATES CERAMIC TILES,  
1870s-1930s (3rd Edition)

(Classification 9) Rectangular Tiles: Incised, Impressed or Gouged Groove Key Patterns

<p>a</p> <p>(24 grooves)</p>  <p>Guastavino--vault tile</p>	<p>b</p>	<p>c</p>
<p>d</p>	<p>e</p>	<p>f</p>
<p>g</p>	<p>h</p>	<p>i</p>

A FIELD GUIDE TO THE KEY PATTERNS ON THE BACKS OF UNITED STATES CERAMIC TILES,  
1870s-1930s (3rd Edition)


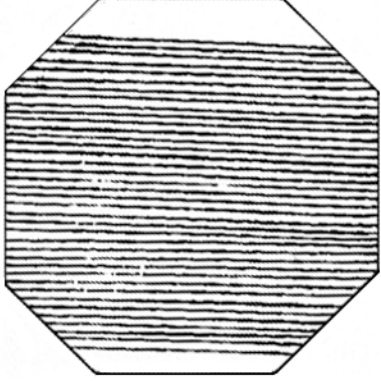
(Classification 9) Triangular Tiles: Incised, Impressed or Gouged Groove Patterns

a  Franklin--5 3/4"L	b	c
d	e	f
g	h	i



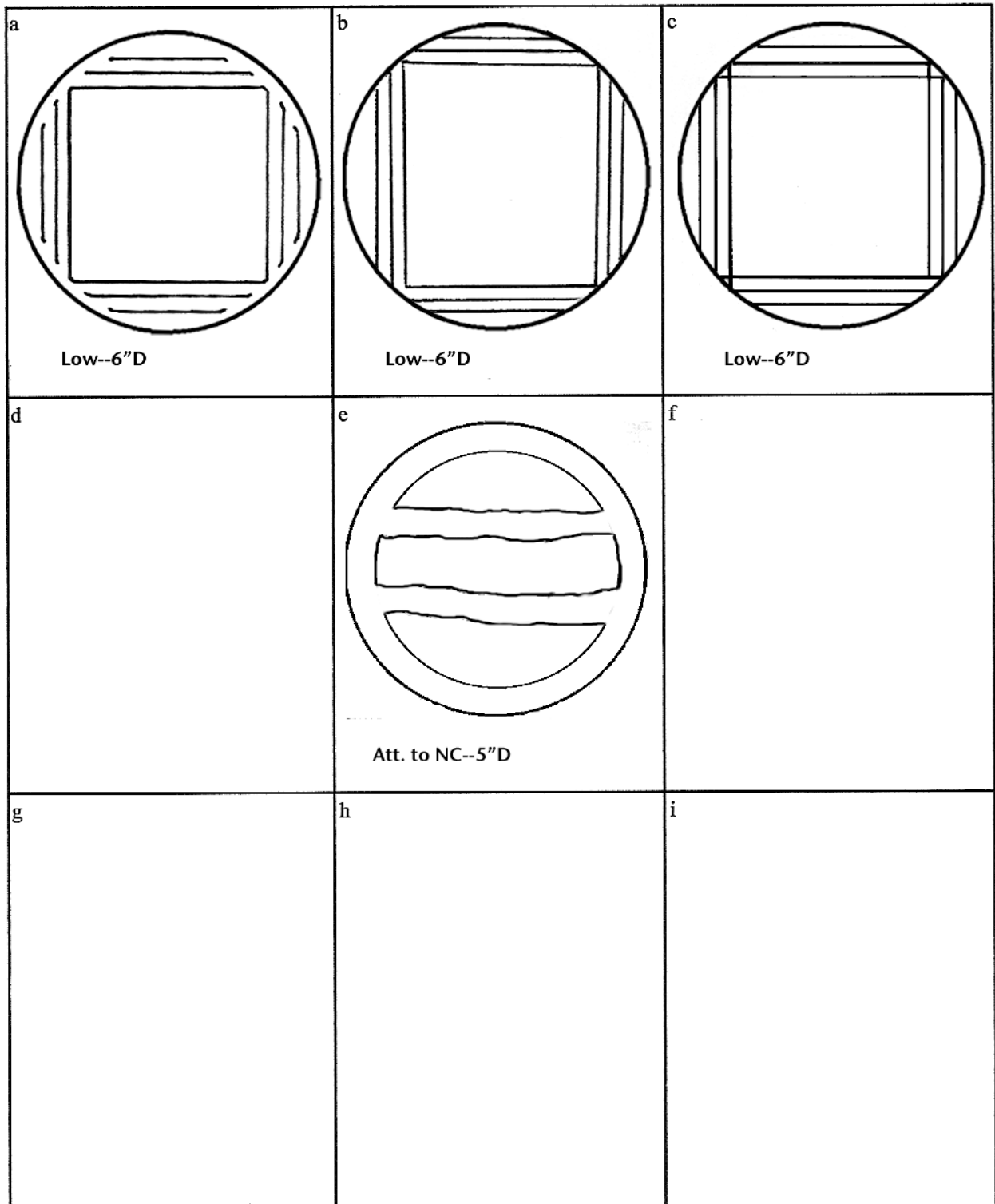
A FIELD GUIDE TO THE KEY PATTERNS ON THE BACKS OF UNITED STATES CERAMIC TILES,  
1870s-1930s (3rd Edition)

(Classification 9) Octagonal Tiles: Tiles with Impressed, Incised or Gouged Groove Key Patterns

<p>a</p>  <p>Low</p>	<p>b</p>  <p>Franklin--6"W x 6"H</p>	<p>c</p>
<p>d</p>	<p>e</p>	<p>f</p>
<p>g</p>	<p>h</p>	<p>i</p>


A FIELD GUIDE TO THE KEY PATTERNS ON THE BACKS OF UNITED STATES CERAMIC TILES,  
1870s-1930s (3rd Edition)

(Classification 9) Circle-Shaped Tiles: Incised, Impressed or Gouged Groove Key Patterns







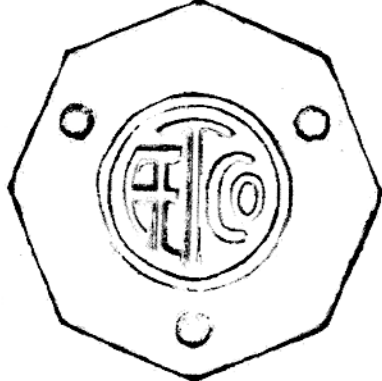




A FIELD GUIDE TO THE KEY PATTERNS ON THE BACKS OF UNITED STATES CERAMIC TILES,  
1870s-1930s (3rd Edition)

(Classification 9) Odd-Shaped Tiles: Incised, Impressed or Gouged Groove Key Patterns

<p>a</p>  <p>Unitile</p>	<p>b</p>	<p>c</p>
<p>d</p>	<p>e</p>	<p>f</p>
<p>g</p>	<p>h</p>	<p>i</p>




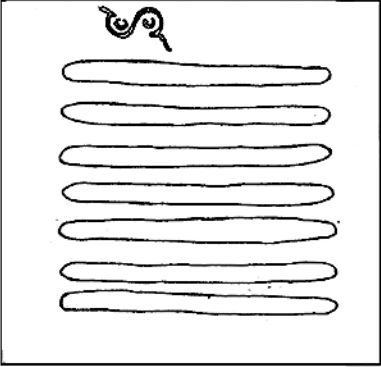


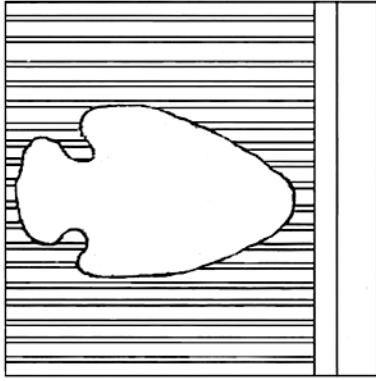
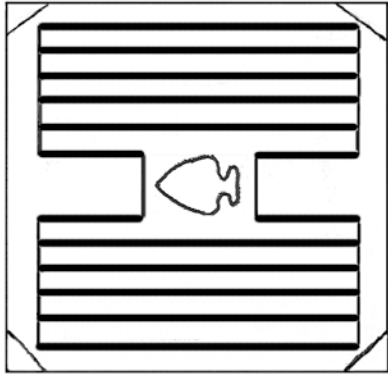

A FIELD GUIDE TO THE KEY PATTERNS ON THE BACKS OF UNITED STATES CERAMIC TILES,  
1870s-1930s (3rd Edition)

(Classification 10) All Tile Shapes: Pictorial Key Patterns

<p>a</p>  <p>Acme--impressed cipher with "TILE" in the tail of the "A". (California Tile: The Golden Era 1910-1940, Vol. 1, p. 14)</p>	<p>b</p>  <p>Alhambra--6"</p>	<p>c</p>  <p>Alhambra--1 1/2" x 6"</p>
<p>d</p>  <p>Alhambra molded mark--the cross bar of the A is a scimitar</p>	<p>e</p>  <p>AET--6 1/4" hexagonal tile. Many tiles have this intertwined mark.</p>	<p>f</p>  <p>Arequipa</p>
<p>g</p>  <p>Bouck White Pottery--5 1/4", tepee cipher c. 1930s</p>	<p>h</p>  <p>Broadmoor--impressed mark</p>	<p>i</p>  <p>Broadmoor tile with mark</p>

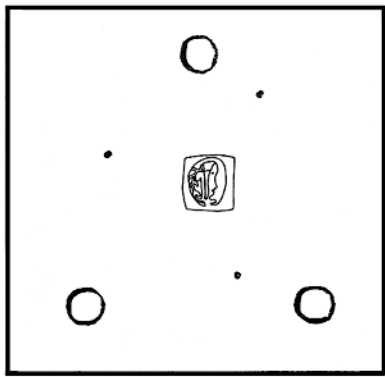




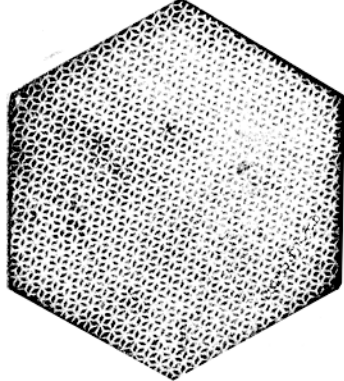



A FIELD GUIDE TO THE KEY PATTERNS ON THE BACKS OF UNITED STATES CERAMIC TILES,  
1870s-1930s (3rd Edition)

(Classification 10) All Tile Shapes: Pictorial Key Patterns

<p>b</p>  <p>Buffalo--printed mark or decal found on Deldare Ware tea tiles</p>	<p>b</p>  <p>Cathedral Oaks--an impressed mark of an abstract tree, a pouring pitcher, and a "C" within an "O"</p>	<p>c</p>  <p>Chicago Crucible Co., c. 1900-1920--relief eagle in a wreath.</p>
<p>d</p>  <p>Clay Craft Studios--5 1/2", c. 1931. (38a)</p>	<p>e</p> 	<p>f</p>  <p>Dec-Art--ink stamp on a 6" decorated tile.</p>
<p>gg</p>  <p>Flint--4 1/4" "Flintcraft" tile with a raised right edge. (42f)</p>	<p>h</p>  <p>Flint "Flintcraft" tile (40g)</p>	<p>i</p> 







A FIELD GUIDE TO THE KEY PATTERNS ON THE BACKS OF UNITED STATES CERAMIC TILES,  
1870s-1930s (3rd Edition)

(Classification 10) All Tile Shapes: Pictorial Key Patterns

<p>a</p>  <p>Ford--6"</p>	<p>b</p>  <p>Mark on the back of the Ford Ceramics Arts tile</p>	<p>c</p>  <p>Fort Hays-- 2 7/8"D</p>
<p>d</p>  <p>Grueby--4" (impressed mark)</p>	<p>e</p>  <p>Grueby oval paperweight</p>	<p>f</p>  <p>Grueby/Pardee--3 1/2"W</p>
<p>g</p>  <p>Pattern on the back of the Grueby/Pardee hexagonal Alice-in-Wonderland tile. (121f)</p>	<p>h</p>  <p>Many International Tile Co. tiles have a Staffordshire knot containing letters and/or an ampersand within the knot.</p>	<p>i</p>  <p>Inwood Pottery--3 1/2"D, incised flower</p>






A FIELD GUIDE TO THE KEY PATTERNS ON THE BACKS OF UNITED STATES CERAMIC TILES,  
1870s-1930s (3rd Edition)

(Classification 10) All Tile Shapes: Pictorial Key Patterns

<p>a</p>  <p>Kensington--4 1/4", 6"</p>	<p>b</p>  <p>Kensington--3", 4 1/4", 6"</p>	<p>c</p>  <p>Kensington stove tile</p>
<p>d</p>  <p>Kensington--6" x 2"</p>	<p>e</p>  <p>Kensington--6" x 3"</p>	<p>f</p>
<p>g</p>  <p>Marblehead--impressed mark.</p>	<p>h</p>	<p>i</p>

A FIELD GUIDE TO THE KEY PATTERNS ON THE BACKS OF UNITED STATES CERAMIC TILES,  
1870s-1930s (3rd Edition)







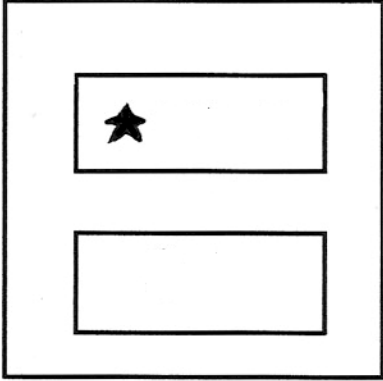


(Classification 10) All Tile Shapes: Pictorial Key Patterns

<p>a</p>  <p>Mission Crafts--6", Ethel Wilson Harris' "Maguey" mark</p>	<p>b</p>	<p>c</p>
<p>d</p>  <p>Moravian Pottery and Tile Works cipher ("MOR") on a 4" tile.</p>	<p>e</p>	<p>f</p>  <p>Mosaic Tile Co.--many Mosaic tiles have this molded cipher.</p>
<p>g</p>  <p>Overbeck Pottery--incised "OBK" mark</p>	<p>h</p>	<p>i</p>  <p>PCP--7"D--a 1932 Olympic Games souvenir tile.</p>




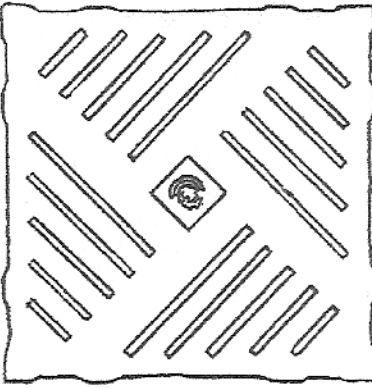



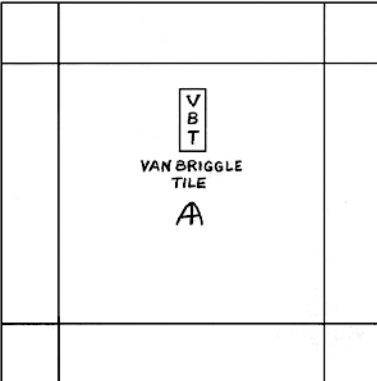



A FIELD GUIDE TO THE KEY PATTERNS ON THE BACKS OF UNITED STATES CERAMIC TILES,  
1870s-1930s (3rd Edition)

(Classification 10) All Tile Shapes: Pictorial Key Patterns

<p>a</p>  <p>Rhead--cipher under name</p>	<p>b</p>  <p>Robertson--6", impressed cipher</p>	<p>c</p>  <p>Robertson cipher</p>
<p>d</p>  <p>Rookwood--impressed mark</p>	<p>e</p>  <p>Rookwood--impressed mark</p>	<p>f</p>  <p>Rossman--6", impressed cipher</p>
<p>g</p>  <p>Star--1 1/2" (13a)</p>	<p>h</p>  <p>Strobl mark</p>	<p>i</p>  <p>Tropico Potteries--molded mark</p>


A FIELD GUIDE TO THE KEY PATTERNS ON THE BACKS OF UNITED STATES CERAMIC TILES,  
1870s-1930s (3rd Edition)

(Classification 10) All Tile Shapes: Pictorial Key Patterns

<p>a</p>  <p>USETW--intertwined letters</p>	<p>h</p>  <p>USQ--4 1/4", c. 1959 (37c)</p>	<p>c</p>  <p>USQ Romany Spartan mark</p>
<p>d</p> 	<p>e</p>  <p>Unitile--impressed mark on obverse.</p>	<p>f</p>  <p>Van Briggle--6" modern tile (1998) with double "A" cipher</p>
<p>g</p>  <p>Walrich--impressed mark</p>	<p>h</p>  <p>Walrich--impressed mark</p>	<p>i</p>  <p>WPA Arts &amp; Crafts (San Antonio), a modified maguery mark found on the front of one tile.</p>

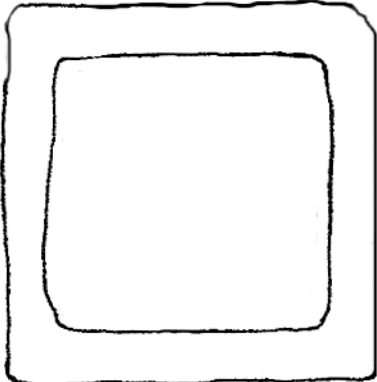

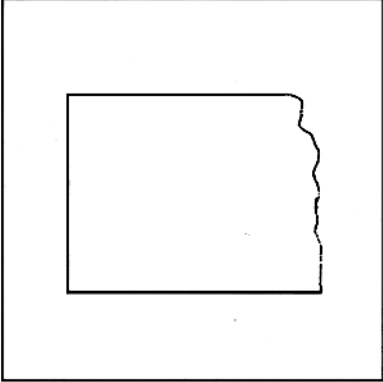
A FIELD GUIDE TO THE KEY PATTERNS ON THE BACKS OF UNITED STATES CERAMIC TILES,  
1870s-1930s (3rd Edition)

(Classification 11) Square Tiles: Recessed Central Areas



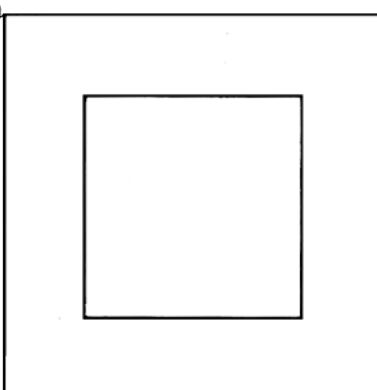

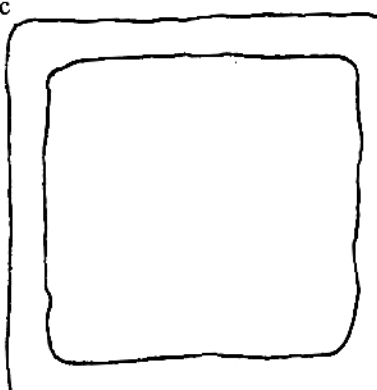

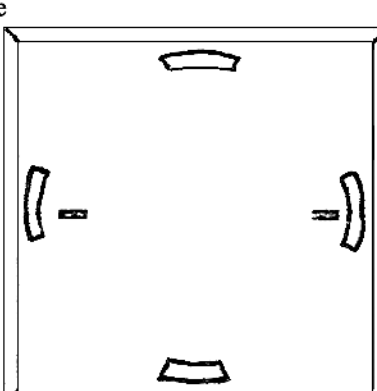

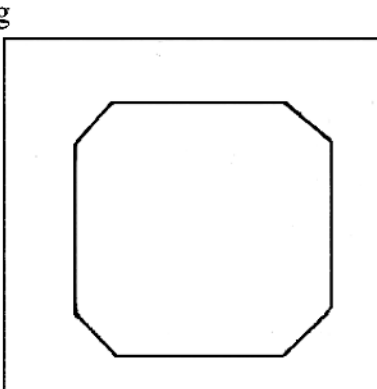
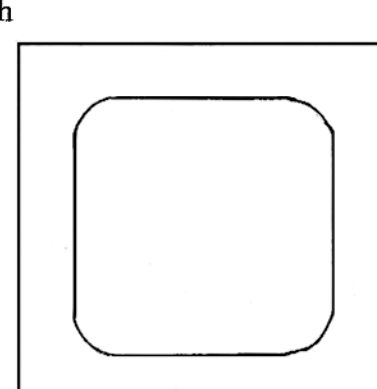
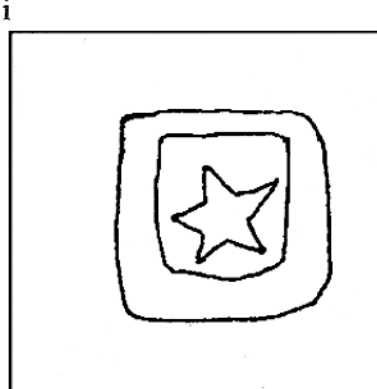
A FIELD GUIDE TO THE KEY PATTERNS ON THE BACKS OF UNITED STATES CERAMIC TILES,  
1870s-1930s (3rd Edition)

(Classification 11) Square Tiles: Recessed Central Areas

<p>a</p>  <p>Lakeview--app. 6"</p>	<p>b</p>  <p>Att. to Grueby/Pardee--6"</p>	<p>c</p>  <p>Boston Terra Cotta--3 5/8"</p>
<p>d</p>	<p>e</p>	<p>f</p>
<p>g</p>	<p>h</p>	<p>i</p>

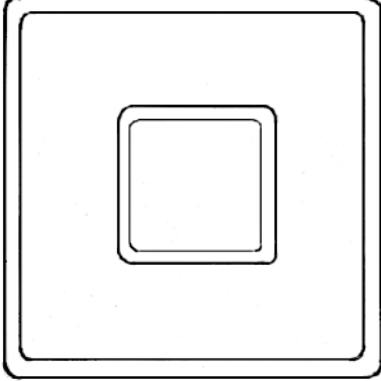
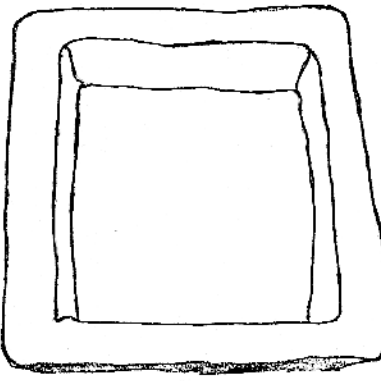
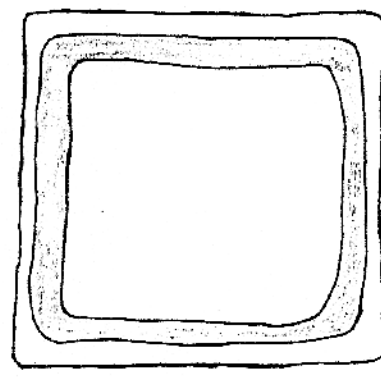

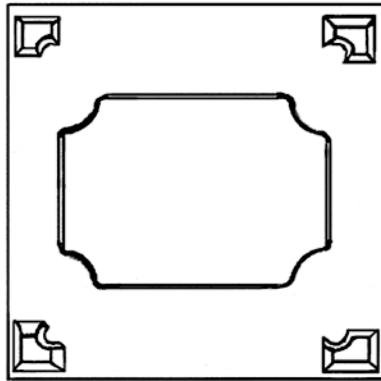
A FIELD GUIDE TO THE KEY PATTERNS ON THE BACKS OF UNITED STATES CERAMIC TILES,  
1870s-1930s (3rd Edition)

(Classification 11) Square Tiles: Recessed Central Areas

<p>a</p> 	<p>b</p> 	<p>c</p> 
<p>Pardee--1 1/2"; Providential-- 4 1/4"; Van Briggie tea tile</p>	<p>CKAW--app. 4", 5 3/4"</p>	<p>Winkle Terra Cotta--5 1/2"</p>
<p>d</p> 	<p>e</p> 	<p>f</p> 
<p>AET--4 1/4"</p>	<p>FFTCo--8"</p>	<p>NJTCCo--3"</p>
<p>g</p> 	<p>h</p> 	<p>i</p> 
<p>Trent--2 7/8", 3"</p>	<p>Marblehead--6"; Providential</p>	<p>Unkn. U.S. (att. to Grueby)</p>


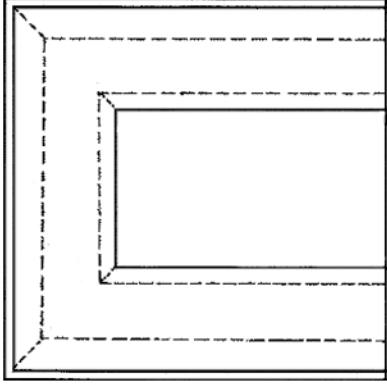

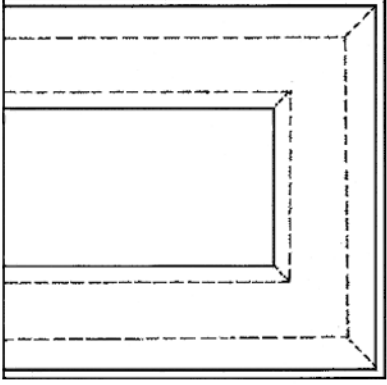
A FIELD GUIDE TO THE KEY PATTERNS ON THE BACKS OF UNITED STATES CERAMIC TILES,  
1870s-1930s (3rd Edition)

(Classification 11) Square Tiles: Recessed Central Areas

<p>a</p>  <p>Abingdon--5"</p>	<p>b</p>  <p>Atlantic--3"</p>	<p>c</p>  <p>Unkn. U.S.--4 1/2"</p>
<p>d</p>	<p>e</p>	<p>f</p>  <p>AET</p>
<p>g</p>	<p>h</p>  <p>AET--6"</p>	<p>i</p>

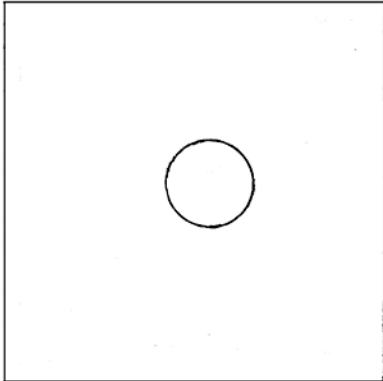

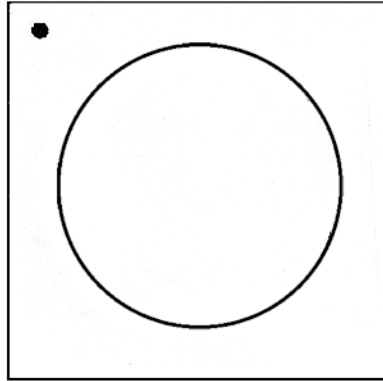



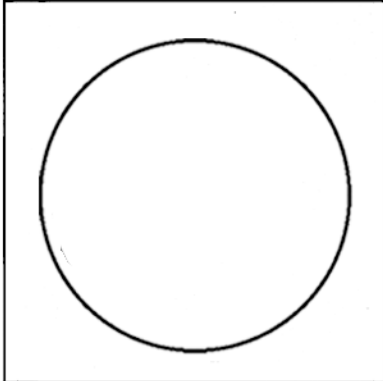
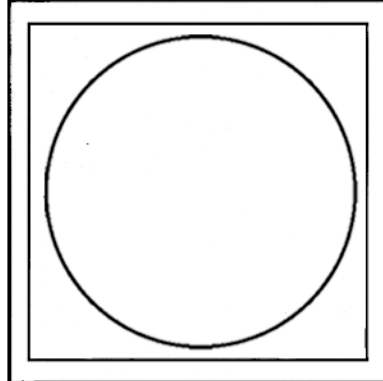

A FIELD GUIDE TO THE KEY PATTERNS ON THE BACKS OF UNITED STATES CERAMIC TILES,  
1870s-1930s (3rd Edition)

(Classification 11) Square Tiles: Raised Central Areas

<p>a</p>  <p>Barcelona, NMFC, Valencia--8"</p>	<p>b</p>	<p>c</p>
<p>d</p>  <p>Trent--6" (one end of a three-tile panel)</p>	<p>e</p>  <p>Trent--6" (the center tile of a three-tile panel)</p>	<p>f</p> 
<p>g</p>	<p>h</p>	<p>i</p>

A FIELD GUIDE TO THE KEY PATTERNS ON THE BACKS OF UNITED STATES CERAMIC TILES,  
1870s-1930s (3rd Edition)


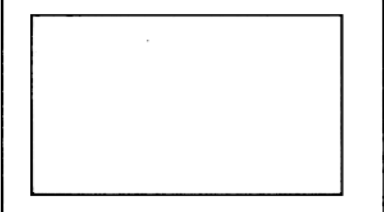
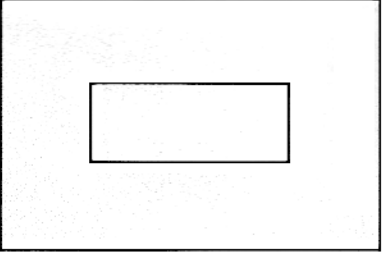


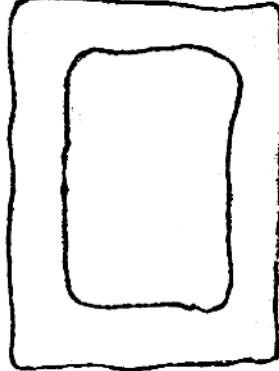
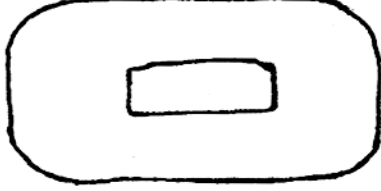
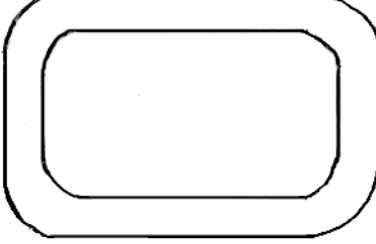
(Classification 11) Square Tiles: Recessed Circular Central Areas; Raised Circular Central Areas

<p>a (Recessed Central Areas)</p>  <p>Hamilton--4 1/8"</p>	<p>b</p>  <p>Unkn. U.S.--3"</p>	<p>c</p>  <p>AET--3 1/8" (c. 1889)</p>
<p>d</p>  <p>Batchelder--app. 1 3/4"</p>	<p>e</p> 	<p>f</p> 
<p>g (Raised Central Areas)</p>  <p>STMC--8"</p>	<p>h</p>  <p>TMTC--8"</p>	<p>i</p> 



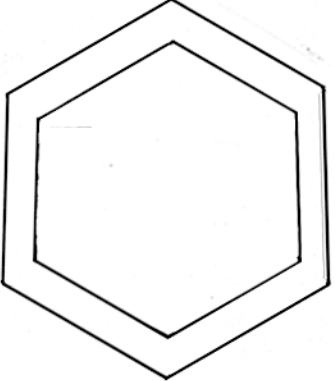
A FIELD GUIDE TO THE KEY PATTERNS ON THE BACKS OF UNITED STATES CERAMIC TILES,  
1870s-1930s (3rd Edition)

(Classification 11) Rectangular Tiles: Recessed or Raised Central Areas

<p>a</p>  <p>AET--4 1/4" x 2"</p>	<p>b</p>  <p>Low--7 5/16" x 4 1/4"</p>	<p>c</p>  <p>Old Bridge--6" x 4"</p>
<p>d</p>  <p>Clay Shingle--8"W x 4 3/4"H</p>	<p>e</p>  <p>Weller--5 1/4" x 4 1/2"</p>	<p>f</p>  <p>Batchelder--8" x 6"</p>
<p>g</p>  <p>Owens--4 1/4" x 2 1/8"</p>	<p>h</p>  <p>Trent--4 1/4" x 2 3/4"</p>	<p>i</p>

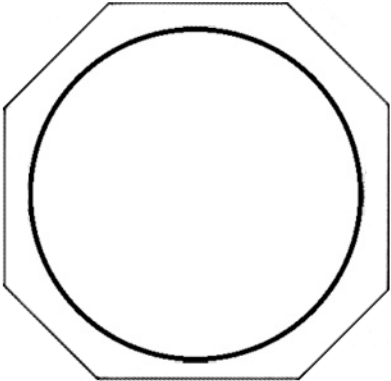

A FIELD GUIDE TO THE KEY PATTERNS ON THE BACKS OF UNITED STATES CERAMIC TILES,  
1870s-1930s (3rd Edition)

(Classification 11) Hexagonal Tiles: Recessed Central Areas

<p>a</p>  <p>Mosaic and Cambridge Cameo Tiles</p>	<p>b</p>	<p>c</p>
<p>d</p>	<p>e</p>	<p>f</p>
<p>g</p>	<p>h</p>	<p>i</p>

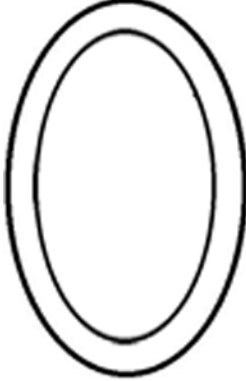
A FIELD GUIDE TO THE KEY PATTERNS ON THE BACKS OF UNITED STATES CERAMIC TILES,  
1870s-1930s (3rd Edition)

(Classification 11) Octagonal Tiles: Raised Central Areas

<p>a</p>  <p>Valencia--8"W x 8"H (raised)</p>	<p>b</p>  <p>Valencia--8"W x 8"H</p>	<p>c</p>
<p>d</p>	<p>e</p>	<p>f</p>
<p>g</p>	<p>h</p>	<p>i</p>

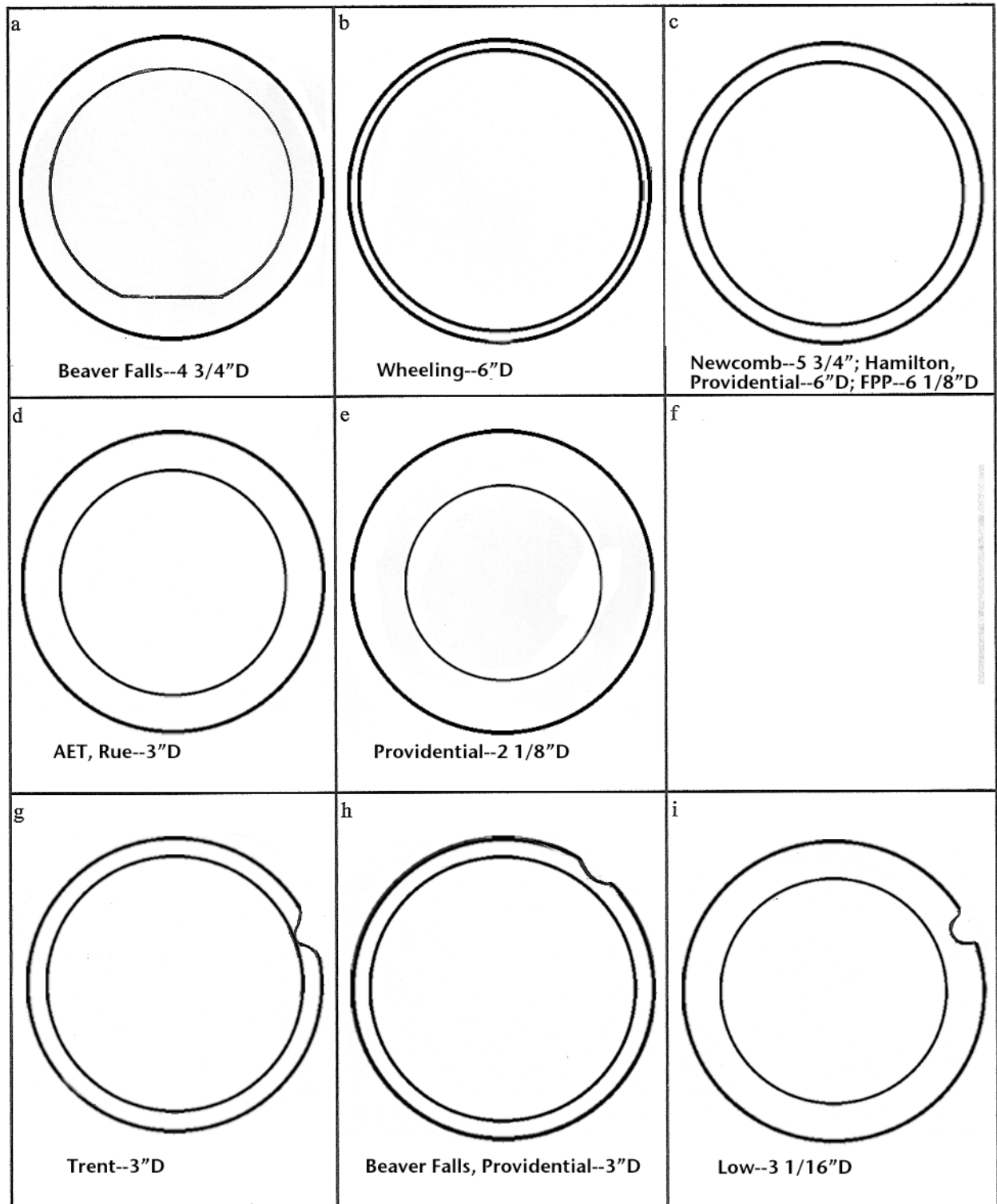
A FIELD GUIDE TO THE KEY PATTERNS ON THE BACKS OF UNITED STATES CERAMIC TILES,  
1870s-1930s (3rd Edition)

(Classification 11) Oval Tiles: Recessed Central Areas

a  Franklin	b	c
d	e	f
g	h	i

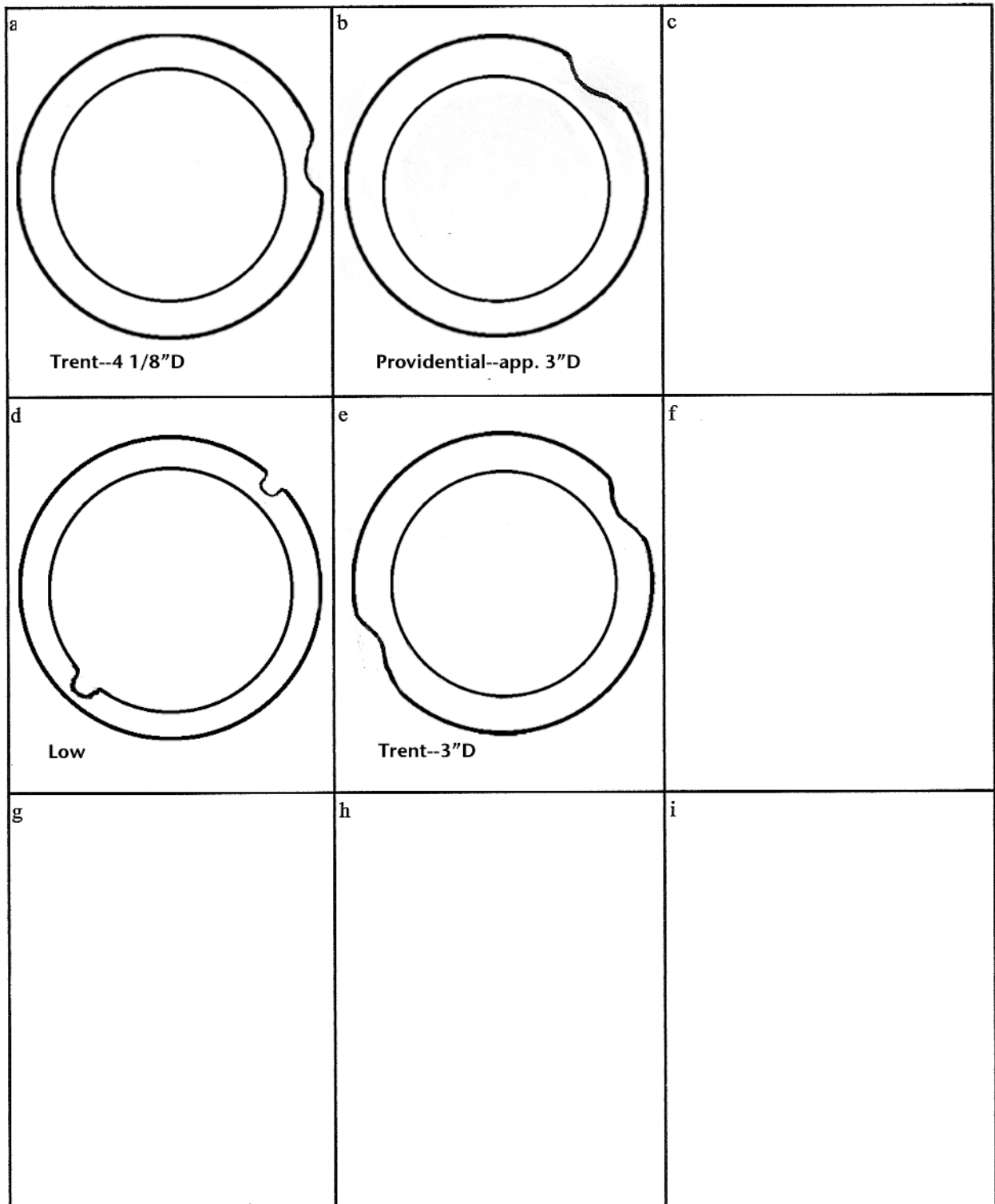
A FIELD GUIDE TO THE KEY PATTERNS ON THE BACKS OF UNITED STATES CERAMIC TILES,  
1870s-1930s (3rd Edition)

(Classification 11) Circle-Shaped Tiles: Recessed Central Areas



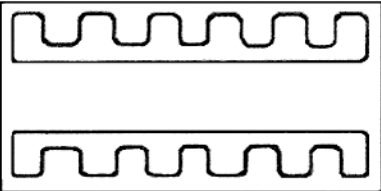
A FIELD GUIDE TO THE KEY PATTERNS ON THE BACKS OF UNITED STATES CERAMIC TILES,  
1870s-1930s (3rd Edition)

(Classification 11) Circle-Shaped Tiles: Recessed Central Areas



A FIELD GUIDE TO THE KEY PATTERNS ON THE BACKS OF UNITED STATES CERAMIC TILES,  
1870s-1930s (3rd Edition)

(Classification 12) Rectangular Tiles: Other, i.e., anything that doesn't fit comfortably anywhere else

<p>a</p>  <p>Robertson--6" x 3"</p>	<p>b</p>	<p>c</p>
<p>d</p>	<p>e</p>	<p>f</p>
<p>g</p>	<p>h</p>	<p>i</p>

**A FIELD GUIDE TO THE KEY PATTERNS ON THE BACKS OF UNITED STATES CERAMIC TILES,  
1870s -1930s (3rd Edition)**

**APPENDIX I**

**Tileback Markings: Initials, Brand Names and Terms Found on Tile Backs**

Besides their own company names, which are not always marked on tiles, many tile manufacturers impress, stamp, and/or mold their tiles with initials, brand names and other terms. These, too, can be used to help identify the tile manufacturer.

<b><u>Mfg. Abbreviations</u></b> <b>(used in the Field Guide)</b>	<b><u>Tile Company</u></b>	<b><u>Tileback Markings (“/” indicates a new line of markings)</u></b>
Abingdon	Abingdon Potteries Abingdon, IL	ABINGDON
Acme	Acme Tile Co. Los Angeles, CA	ACME [The leg of the “A” flows under the letters and has “TILE” within it]
Alhambra Kilns	Alhambra Kilns, Inc. Alhambra & Santa Monica, CA	ALHAMBRA KILNS/REG. U. S. PAT. OFF ALHAMBRA/KILNS/U. S. A.
Alhambra	Alhambra Tile Co. Newport, KY	[Uses a stylized “A” with a scimitar as the crossbar--see Classification 10]
AET	American Encaustic Tiling Co., Ltd. Zanesville, OH  and  Maurer, NJ (1912-1938)	AETCO [also, see Classification 10] AETCO FAIENCE AETCO/1914 A.E.T.Co. A.E.T.Co. LTD. A.E.T. C <sup>o</sup> /LIMITED/N <sup>o</sup> 5 AETC <sup>o</sup> /LIMITED/PATENTED/DEC, 16th 18_5 A.E.T. C <sup>o</sup> /PAT JUNE 15/1875 A.E.T. C <sup>o</sup> /PAT. JUNE 15/1875 N <sup>o</sup> 1 AETCO. 37/11 PERMA TILE/REG. U.S. PAT. OFF. A.E.TILE Co. A E TILE CO/LTD A E TILING Co. A E TILING C <sup>o</sup> /LIMITED AMERICAN/ENCAUSTIC TILING Co./ LTD./NEW YORK/AND/ ZANESVILLE O. AMERICAN/ENCAUSTIC TILING Co./ LIMITED/TRADE ALHAMBRA MARK /REGISTERED/NEW YORK COMPLIMENTS/AMERICAN ENCAUSTIC TILING CO., L <sup>t</sup> d./ 140 WEST 23D ST., NEW YORK... (from a paper label)



**A FIELD GUIDE TO THE KEY PATTERNS ON THE BACKS OF UNITED STATES CERAMIC TILES,  
1870s -1930s (3rd Edition)**

<u>Mfg. Abbreviations</u>	<u>Tile Company</u>	<u>Tileback Markings</u>
AET, con't.		Compliments/of the/Odd Fellows/of/ Zanesville O. (in script) DETIMIL °C TEA/A.E.T.C° LIMITED INTER-STATE/MANTEL&TILEDEALERS ASSOCIATION.U.S./BANQUET/HOTEL (Coat of Arms)BELVEDERE/BALTIMORE/FEB.14th.1906./ PRESENTEDBYTHEAMERICANENCAUSTIC TILINGCO. [on a tile with a menu on the obverse] NO 83 OHIO FLINT PAVING TILE/AETCO. PATENT GRIP BACK./A.E. T. CO. PATENT GRIP BACK/A.E. TILE CO PAT. JUNE 15 1875 PATENTED TRADE MARK/AETCO PERMA TILE/REG. U.S. PAT. OFF. PITTSBURG/FIELD DAY/TILE INDUSTRY/JULY 1926 THE AMERICAN/ENCAUSTIC TILE CO./ "LIMITED" TRADE ALHAMBRA MARK/ AMERICAN ENCAUSTIC TILING Co./ LIMITED/NEW YORK VINELAND MOSAIC TILE CO./ VINELAND, NEW JERSEY/E. FILIPPI, Prop. - PHONE 1574_ (att. to AET) VITKA/AETCo/PLASTIC WITH COMPLIMENTS OF/GEORGE W. SHAW & SON...ZANESVILLE, O (on a paper label--an AET distributor)
AET/LA	American Encaustic Tiling Co. Los Angeles & Hermosa Beach, CA	AETCO/FAIENCE AETCO HERMOSA AETCO/KAOSPAR A.E.T. CO A/HERMOSA A.E.T. Co. L. A. A.E.T. CO. L.A. 5 AETCO/TERRA-MERITA AMERICAN ENCAUSTIC TILING CO., LTD./WEST COAST PLANTS...(on a paper label) HERMOSA A.E.T.CO/524 97 U.S. PAT/ TRADEMARK 1628910 HERMOSA/TRADE MARK/ A.E.T.Co.U.S.PAT./1628910 HERMOSA/TRADE MARK/A.E.T. CO. LTD./ U.S. PAT. NO. 1628910 KAOSPAR KAOSPAR/AETCO
AET Inc	American Encaustic Tiling Co., Inc./ American-Olean-Franklin Lansdale, PA	AE 1/MADE IN USA AET CO/MADE IN USA A-E TILE COMPLIMENTS OF/AMERICANENCAUSTIC/ TILING COMPANY LANSDALE, PENNSYLVANIA
A-O	American Olean Tile Co. Lansdale, PA	A-E 338/A-E TILE//Sold By/American Olean Tile Co./Lansdale, Pa./MADE IN USA (c. 1964+)

**A FIELD GUIDE TO THE KEY PATTERNS ON THE BACKS OF UNITED STATES CERAMIC TILES,  
1870s -1930s (3rd Edition)**

<u>Mfg. Abbreviations</u>	<u>Tile Company</u>	<u>Tileback Markings</u>
		AMERICAN-OLEAN TILE COMPANY/ ...LANSDALE, PENNSYLVANIA/... A-E Glazed vitres... (from a paper label) A O (c. 1920) TERRAVITRA (from a paper label)
ATC	American Terra Cotta and Ceramics Co./ Gates Potteries Terra Cotta & Chicago, IL	AMERICAN/TERRA-COTTA/CHICAGO AMERICAN/TERRA COTTA/CHICAGO TECO T/E/C/O (vertical)
Architectural	Architectural Tiling Co. Keyport, NJ	ARCHITECTURAL ATCO (within an oval)
Arequipa	Arequipa Pottery Fairfax, CA	AREQUIPA/MANOR CAL [around an Impressed mark of a vase on a table under a tree--see Classification 10]
ATCCo	Atlantic Terra Cotta Co. Staten Island, NY	ATLANTICTERRACOTTA
Atlantic	Atlantic Tile & Faience Co. <u>or</u> Atlantic Tile Manufacturing Co. Maurer or Matawan, NJ	ATLANTIC
Aztec	Aztec Ceramics Corp. San Antonio, TX	AZTEC (c. 1962+)
Barcelona	Barcelona Spanish Tile Co. Glendale, CA	BARCELONA/LOS ANGELES/CAL/ SPANISH TILE Co
Batchelder	Batchelder Tiles/ Batchelder & Brown/ Batchelder-Wilson Pasadena & Los Angeles, CA	BATCHELDER BATCHELDER/PAT-DEC-11-1928/ NO.1694665 BATCHELDER/IV/PAT.PENDING/LOS ANGELES BATCHELDER/PAT 121128-NO 1694665 BATCHELDER/PAT/PENDING BATCHELDER/LOS ANGELES BATCHELDER/LOS ANGELES/STONE- HAMMER/PATENT PENDING BATCHELDER/PASADENA BATCHELDER/V/PAVER/L-A BATCHELDER/3/PAVER/L P BATCHELDER/PAVER/5/LOS ANGELES

**A FIELD GUIDE TO THE KEY PATTERNS ON THE BACKS OF UNITED STATES CERAMIC TILES,  
1870s -1930s (3rd Edition)**

<u>Mfg. Abbreviations</u>	<u>Tile Company</u>	<u>Tileback Markings</u>
Beaver Falls	Beaver Falls Art Tile Co. Beaver Falls, PA	BF B.F.A.T. CO. B.F.A.T. CO. L./BEAVER FALLS/PA. B.F.A.T. CO. LTD./BEAVER FALLS PA. BEAVER FALLS BEAVER FALLS./PA BEAVER FALLS ART TILE CO. LTD./ BEAVERFALLS./P A BEAVER FALLS/PA BEAVER FALLS/PA
Bengur	Bengur Studios	Bengur Creations/PRODUCED AND COPYRIGHTED/Bengur Studios/SAN FRANCISCO CALIFORNIA U. S. A.
Boston Stone	Boston Stone & Tile Co. (Boston ?), MA	BOSTON STONE & TILE CO. PAT. JAN. 4' 1870 (Pat. # 98517-not on tile)
Boston Terra Cotta	Boston Terra Cotta Co. Boston, MA	BOSTON/TERRA COTTA CO
Bouck White	Bouck White Pottery New Scotland, NY	[a tepee cipher--see Classification 10]
Brayton	Brayton Laguna Pottery Laguna Beach, CA	BRAYTON/LAGUNA/CALIF Brayton/Laguna/Pottery Brayton/tile Laguna/Pottery (script)
Broadmoor	Broadmoor Art Pottery & Tile Co. Colorado Springs, CO	BROADMOOR [molded mark that includes the pottery name, human-like figures and a cross. Also, "C. Jones", the pottery ceramicist's name, in script with the date-- see Classification 10]
Buckeye	Buckeye Tile Co. ? Chillicothe, OH	BUCKEYE
Buffalo	Buffalo Pottery Buffalo, NY	MADE AT/ye/BUFFAL <sup>o</sup> /POTTery/ DELDARE WARE/UNDERGLAZE/ 1908 (see Classification 10) Buffalo Ceramic/Supply Center/437 FRANKLIN ST. BUFFALO 2, N.Y. (on a paper label found on the frame of a framed tile--this may not be a Buffalo Pottery label)
B&M	Burroughs & Mountford Tile Works Trenton, NJ	BURROUGHS & MOUNTFORD/ PATENT TILE WORKS

**A FIELD GUIDE TO THE KEY PATTERNS ON THE BACKS OF UNITED STATES CERAMIC TILES,  
1870s -1930s (3rd Edition)**

<u>Mfg. Abbreviations</u>	<u>Tile Company</u>	<u>Tileback Markings</u>
Byrdcliffe	Byrdcliffe Pottery Woodstock, NY	BYRDCLIFFE Tin. 207/Binns/For 02 (found on a sample tile, c. 1915-1926)
CalArt	California Art Tile Co. Richmond, CA	CALIF ART/TILE Co/RICHMOND/ CALIF. CALIFORNIA/ART TILE/COMPANY CALIFORNIA/ART TILE/ CORPORATION/RICHMOND/CALIF. CALIFORNIA ART TILE COMPANY/W• B•MARPLE/EASTERN REPRESENTATIVE (on felt, glued to a tile back) FROM/CALIFORNIA ART TILE CORPORATION/Twenty-seventh and Maine Streets/RICHMOND. CALIF. (on a paper label) MADE BY/CALIFORNIA/ART TILE/ CORPORATION/RICHMOND, CALIFORNIA (within an oval)
CCP	California China Products National City, CA	C.C.P. Co./KAOSPAR K <del>V</del> OSP <del>V</del> R C.C.P. Co. KAOSPAR/C.C.P. Co. KAOSPAR/C C P Co/FAIENCE
Calco	California Clay Products South Gate, CA	CALCO California Clay Products Co./South Gate, Calif. (on a paper label) SO. CAL, CLAY PRODUCTS CO. [Also, Look for "V" shaped impressions made by the point of a trowel in the wet clay--see Classification 9]
CF	California Faience Co. Berkeley, CA	©/1922/THE TILE SHOP/California Faience <i>California Faience</i> (impressed script) CALIFORNIA/FAIENCE/MADE IN/ BERKELEY/CALIFORNIA (on a paper label) COMPLIMENTS/R.A. Brunnr Tile Co./ CHRISTMAS 1920 (on a paper label)
CT&TC (See also: Western Art Tile Co.)	California Tile & Terra Cotta Co. Glendale, CA	<i>California</i> (in script--see also Tropico) CALIFORNIA
Cambridge	Cambridge Tile Mfg. Co. Covington, KY	ALLEN TILING/COMPANY/3232 ELSTON AVE./CHICAGO 18, ILL. CAMBRIDGE <i>Cambridge</i> (in script) CAMBRIDGE/FAIENCE

**A FIELD GUIDE TO THE KEY PATTERNS ON THE BACKS OF UNITED STATES CERAMIC TILES,  
1870s -1930s (3rd Edition)**

<u>Mfg. Abbreviations</u>	<u>Tile Company</u>	<u>Tileback Markings</u>
Cambridge, con't.		CAMBRIDGE TILE MFGCO CAMBRIDGE TILE MFG.CO./ COVINGTON, KY. U.S.A./ EASTERN BRANCH-NEW YORK CAMBRITE 51/CINCINNATI OHIO/ U. S. A. <i>Cera-tile</i> (script)/DISTRIBUTED BY/THE CAMBRIDGE TILE MFG CO... (on a paper label on a PT&P tile) LINCOLN MEMORIAL PAPERWEIGHT/ Manufactured by/The Cambridge Tile Mfg. Co./P.O. Box 15071 --- Cincinnati 15, Ohio (on a paper label) SENATOR/EVERETT/M./DIRKSEN Suntile/The Cambridge Tile Mfg. Co./ Cleveland, Ohio (on a paper label)
Catalina	Catalina Clay Products Co. Avalon, CA	A CATALINA CLAY PRODUCT CATALINA CATALINA/I/ISLAND FROM-CATALINA/CLAY PRODUCTS/ AVALON CALIF. <i>Made at Catalina</i> (impressed script)
Cathedral Oaks	Cathedral Oaks Alma, CA	CATHEDRAL-OAKS/ALMA-CAL. [Also uses an impressed mark of an abstract tree, a pouring pitcher, and a "C" within an "O"--see Classification 10] [Another impressed mark is a stylistic tree with a hill in the background]
CKAW	Chelsea Ceramic Art Works Chelsea, MA	CHELSEA KERAMIC/ART WORKS/ ROBERTSON & SONS
Chicago Crucible	Chicago Crucible Co. Chicago, IL	[Relief eagle within a wreath]/TEA TILE/ CHICAGO CRUCIBLE/COMPANY/ CHICAGO/ILL. (see Classification 10) CHICAGO/CRUCIBLE/---CO---/ CHICAGO, ILL
Clark	Clark Terra Cotta Co. Glen_i__d Falls, NY	THECLARK/TERRACOTTA . Co/ GLEN_I__D FALLS . NY
Claycraft Co	Claycraft Co. Columbus, OH	Claycraft PERMA - CHROME/CERAMIC GLAZE... (on a paper label)
Claycraft	Claycraft Potteries Los Angeles, CA	CLAYCRAFT CLAYCRAFT/POTTERIES

**A FIELD GUIDE TO THE KEY PATTERNS ON THE BACKS OF UNITED STATES CERAMIC TILES,  
1870s -1930s (3rd Edition)**

<u>Mfg. Abbreviations</u>	<u>Tile Company</u>	<u>Tileback Markings</u>
Claycraft, con't.		HENRY KRIER/TILE CONTRACTOR/ MONROVIA
Claycraft Studios	Clay Craft Studios Winchester, MA	[A large "S" with a small "C" in each loop-- see Classification 10]
Clay Shingle	Clay Shingle Co. Indianapolis, IN	MADE ON PERFECTION/PRESS/BY CLAY SHINGLE Co/INDIANAPOLIS
Cowan	The Cleveland Pottery & Tile Co./Cowan Pottery Cleveland & Rocky Ridge, OH	COWAN
Columbia	Columbia Encaustic Tile Co. Anderson, IN	C.E. TILE CO. CAP O/ANDERSON/ IND. U.S.A. C. E. TILE CO ANDERSON INDIANA C E TILE CO/ANDERSON IND, U.S.A./ PATENTED JUNE 20 1898 COL ENC TILE CO/ANDERSON COLUMBIA/ENC TILE CO/ANDERSON/ IND COLUMBIA/ENCAUSTIC/TILE CO./ ANDERSON IND. PATENTED JUNE 20, 1899/C.E. TILE Co. ANDERSON IND.U.S.A. (Pat. # 627327--not on tile)
Continental	Continental Tile Co. Mikwaukee, WI	CONTINENTAL
Coors	Coors Porcelain Co. Golden, CO	COORS PORCELAIN CO./GOLDEN, COLO./COORS/U.S.A.
D&M	D & M (Davies & MacDonald) Tile Co. Los Angeles, CA	D-M D & M TILE CO/707 A-----A ST./LOS ANGELES CALIF
Dec-Art	Decorative Arts, Inc. Hawthorne, CA	DEC-ART/TILES/HAWTHORNE/CALIF (a logo over)/No. 15/DEC-ART/TRADE MARK/TILES/HAWTHORNE/CALIF.
DTCCo	Denver Terra Cotta Co. Denver, CO	THE/DENVER/TERRA COTTA/Co. (within a circle)
Eagle	Eagle Tile Co. Keyport, NJ	[1903-08, sold to Matawan Tile Co. and operated as Keyport Tile Co.]
ELE	East Liverpool Encaustic Tile Co. East Liverpool, OH	E L E T Co/O EAST LIVERPOOL/ENCAUSTIC/ TILE CO OHIO EAST LIVERPOOL/TILE CO OHIO EAST LVPOOL/OHIO
EPW	Electrical Porcelain Works/Lucille's Fireside Tiles	Lucille's/Hand Modeled & Hand Painted/ Mo___ Porcelain_/?"Fireside Tiles?"/ Electrical Porcelain Works/Berkeley,

**A FIELD GUIDE TO THE KEY PATTERNS ON THE BACKS OF UNITED STATES CERAMIC TILES,  
1870s -1930s (3rd Edition)**

<u>Mfg. Abbreviations</u>	<u>Tile Company</u>	<u>Tileback Markings</u>
EPW, con't	Berkeley, CA	Calif./COPYRIGHT 1923/LUCILLE SCHOENFELD (a stamped mark)
Empire	Empire Floor and Wall Tile Co. Zanesville, OH	EMPIRE EMPIRE F&W TILE CO EMPIRE FLOOR & WALL TILE CO EMPIRE F&W TILE Co NEW YORK USA EMPIRE F&W TILE CO/ ZANESVILLE O
Enfield	Enfield Pottery & Tile Works Enfield, PA	ENFIELD/HAND MADE/POTTERY & TILE •ENFIELD•POTTERY & TILE•WORKS •ENFIELD•PA [around a house & kiln] (on a paper label)
FMCo	Faience Mfg. Co. Brooklyn, NY	F M G
FFTCo	Federal Floor Tile Co. Pengilly, MN	FEDERAL FLOOR TILE CO. (around) LUXOR
FST	Federal Seaboard Terra Cotta Corp. Perth Amboy, NJ	FEDERAL SEABOARD TERRA COTTA/ 10 EAST 40 ST NEW YORK CITY FEDERAL SEABOARD/ TERRA COTTA CORP/NO 35
Fischer	A.D. Fischer ???	A. D. Fischer/Oct. 20/1916 (possibly a studio potter)
Flint	Flint Faience Co. Flint, MI	[An arrowhead--see Classification 10] FLINTCRAFT/FLINT F & T CO FLINT/FAIENCE/TILE CO/FLINT/MICH FLINT/MICH FLINT/TILE Co/FLINT/MICH (on bookends) FROM/FLINT FAIENCE TILE Co/Flint, Michigan
Ford	Ford Ceramic Arts Columbus, OH	FORD CERAMIC STUDIO [Also marked with an impressed side view of a woman's face--see Classification 10]
Fort Hays	Fort Hays State College Fort Hayes, KS	FORT HAYS STATE COLLEGE (around) KANSAS [& other objects--see Classification 10]
Franklin	Franklin Tile Co. Lansdale, PA	A E/MADE IN USA FRANKLIN

**A FIELD GUIDE TO THE KEY PATTERNS ON THE BACKS OF UNITED STATES CERAMIC TILES,  
1870s -1930s (3rd Edition)**

<u>Mfg. Abbreviations</u>	<u>Tile Company</u>	<u>Tileback Markings</u>
Franklin, con't		FRANKLIN FAIENCE FRANKLIN POTTERY/LANSDALE, PA FRANKLIN/POTTERY/FAIENCE FRANKLIN/POTTERY/PLASTIC/ FAIENCE
Frankoma	Frankoma Potteries, Inc. Sapulpa, OK	ARIZONA/BILTMORE FRANKOMA/©/ST. CLAIR/HOMER FRANKOMA/USA © S.H.
Fulper	Fulper Flemington, NJ	FAYENCE/FULPER (paper label) F/U/L/P/E/R (vertical)
FPP	Furlong Poxon Pottery Co./Poxon China Co. Vernon, CA	POXON
Gilman	Gilman Terra Cotta Works Eldora, IA	GILMAN TERRA COTTA WORKS/ ELDORA IOWA/Ora Zigler (script)
GM	Gladding, McBean & Co. Lincoln & Glendale, CA	GMcB G.McB.U.S.A. GLADDING McBEAN GLADDING McBEAN & CO./SAN FRANCISCO/TERRA COTTA SAMPLE GLADDING McBEAN/HERMOSA GLADDING McBEAN/HERMOSA/ DURACLAY GLADDING McBEAN & Co. HERMOSA HERMOSA/G.McB. U.S.A. HERMOSA/MADE IN U.S.A. HERMOSA/TRADE MARK/ GLADDING McBEAN & CO./MADE IN U.S.A. HERMOSA/TRADE MARK/GLADDING McBEAN/U.S. PATENT NO. 1628910 HERMOSA ® VU-JOINT G.McB&Co. U.S.A./PAT. PENDING JUNIPERO/REG U.S. PAT MADE IN HOLLYWOOD/PICTORIAL ART CO./HOLLYWOOD CALIFORNIA /HERMOSA./TRADE MARK/ADD/ A/TILE!/GLADDING McBEAN/U.S. PAT. NO. 1628910/PICTURE OF PURE OILS SPECIAL/HAND PROCESS MAKES IT EVER/LASTING, CLEAN WITH DAMP CLOTH PALACIO/REG U.S. PAT. OFF. TROPICO



**A FIELD GUIDE TO THE KEY PATTERNS ON THE BACKS OF UNITED STATES CERAMIC TILES,  
1870s -1930s (3rd Edition)**

<u>Mfg. Abbreviations</u>	<u>Tile Company</u>	<u>Tileback Markings</u>
Globe	Globe Encaustic Tile Co. Zanesville, OH	G.E.T CO./ZANESVILLE OHIO GLOBE ENCAUSTIC TILE CO ZANESVILLE OHIO
Gonder	Gonder Ceramic Arts, Inc. Zanesville, OH	GONDER/CLAY TILE/MADE IN U.S.A.
Greenfield	Greenfield Village Pottery Dearborn, MI	GREENFIELD/HAND MADE/VILLAGE
Grueby	Grueby Pottery/Grueby Faience and Tile Co. Boston, MA & Perth Amboy, NJ	©/1913/by/W.H.Grueby/No. 88 GRUEBY GRUEBY/BOSTON GRUEBY FAIENCE/BOSTON GRUEBY FAIENCE C <sup>o</sup> . GRUEBY FAIENCE Co./BOSTON MASS. GRUEBY FAIENCE Co. BOSTON U.S.A. [around a tulip logo] GRUEBY POTTERY/[a tulip]/TRADE MARK/BOSTON (on a paper label) GRUEBY TILE/BOSTON GRUEBY TILE/[tulip logo] BOSTON (see Classification 10) GRUEBY TILES/...FURNISHED BY/The Mosaic Tile Co., Zanesville, Ohio... (from a paper label--see App. III) No. 23/Copyrighted 1913/BY/W.H.Grueby
Hamilton	Hamilton Tile and Pottery Co. Hamilton, OH	H.T. WKS. CO./HAMILTON/OHIO HAMILTON HAMILTON HAMILTON O HAMILTON O/O HAMILTON/OHIO HAMILTON OHIO HAMILTON TILE CO/HAMILTON O THE/HAMILTON/TILE WORKS C <sup>o</sup> / HAMILTON/OHIO
Handcraft	Handcraft Tile Co. San Jose, CA	HANDCRAFT/1 HANDCRAFT TILE CO/SAN JOSE, CALIF/2/HAND MADE TILE SAN JOSE TILE CO/SAN JOSE, CALIF/ HAND MADE TILE
Harikan	Harikan Art Products/ Tile Products Co. Matawan, NJ	???
Harris	Harris Mfg. Co. Trenton, NJ	[founded 1882, then name changed to Trent]

**A FIELD GUIDE TO THE KEY PATTERNS ON THE BACKS OF UNITED STATES CERAMIC TILES,  
1870s -1930s (3rd Edition)**

<u>Mfg. Abbreviations</u>	<u>Tile Company</u>	<u>Tileback Markings</u>
Hartford	Hartfoed Faience Co. Hartford, CT	HARTFORD/FAIENCE THE/HARTFORD FAIENCE CO/ HARTFORD, CONN THE HARTFORD FAIENCE C <sup>o</sup> / HARTFORD, CONN.
H-M	Hispano-Moresque Tile Co. Los Angeles, CA	HARRY HICKS/HISPANO-MORESQUE/ LOS ANGELES HISPANO MORESQUE/LOS ANGELES, CAL. HISPANO MORESQUE/TILE CO./LOS ANGELES/NO. RRY C. HICKS/PANO-MORESQUE
Hoffman	Hoffman Tile Co. Indianapolis, IN ?	HOFFMAN/12/MADE/IN/USA/TILE HOFFMAN TILE
Hoover	Hoover Brothers Midwest?, USA	HOOVER/BROS (tiles for Midwestern teachers' conferences in the 1930s are known)
Hull	A. E. Hull Pottery Co. Crooksville, OH	AEHULL A-E HULL HULL/CUSHION HULL FAIENCE HULL FAIENCE/CUSHION HULL TILE HULL./TILE.
Hull House	Hull House School of Art Chicago, IL	ART SCHOOL/HULL-HOUSE/CHICAGO
H&L	Hyzer & Lewellen Philadelphia, PA	H & L H & L/PHILAD HYZER & LEWELLEN/PHILA <sup>D</sup> p <sup>A</sup> PHILA <sup>D</sup> p <sup>A</sup>
Inwood	Inwood Pottery New York, NY	Inwood Pottery/[flower impression]/NYC
International	International Tile Co. Brooklyn, NY	[a Staffordshire knot]/V/I. T. C <sup>o</sup> [a Staffordshire knot]/V/I. T. C <sup>o</sup> /B. N. Y. I.T.C./[a Staffordshire knot]/B.N.Y. I.T.Co./[a Staffordshire knot]/B.N.Y. I. T. C <sup>o</sup> /B. N. Y. I. T. Co/ <sup>o</sup> I T INTERNATIONAL TILE CO/ BROOKLYN, NY INTERNATIONAL/TILE Co./TRADE R [a Staffordshire knot] <sup>D</sup> MARK/ BROOKLYN, N.Y.

**A FIELD GUIDE TO THE KEY PATTERNS ON THE BACKS OF UNITED STATES CERAMIC TILES,  
1870s -1930s (3rd Edition)**

<u>Mfg. Abbreviations</u>	<u>Tile Company</u>	<u>Tileback Markings</u>
International, con't.		INTERNAT <sup>L</sup> TILE Co/TRADE [a Staffordshire knot] MARK/BROOKLYN, N. Y. INTERNATIONAL/TRADE <sup>R</sup> [a Staffordshire knot] <sup>D</sup> MARK/TILE Co BROOKLYN, N. Y. (see Classification 10)
Iowa	Iowa State College of Agriculture and Mechanics Ames, IA	ISC/AMES (an impressed cipher) 1936
Kenilworth	Kenilworth Tile Co. East Liverpool, OH	K <sup>e</sup> NILW <sup>o</sup> RTH
Kensington	Kensington Art Tile Co. Newport, KY	KENSINGTON [a baroque spelling with a flaming sun and connected circles--see Classification 10 for these] KENSINGTON [a curved impressed spelling with a small flaming sun] KENSINGTON/ART TILE KENSINGTON/ART TILE CO.
Keyport	Keyport Tile Co. Keyport, NJ	[c. 1908-12, then sold and renamed Architectural Tiling Co.]
Kirkham	Kirkham Art Tile Barberton, OH	KIRKHAM ART TILE/BARBERTON OHIO THE KIRKHAM/ART TILE CO./ BARBERTON, OHIO./DESIGN
Kitanning	Kitanning Clay Mfg. Co. ???	KITT'G CLAY MFG Co
Kohler	Kohler Kohler, WI	JUN 17 1937/KOHLER/PEACHBLOW/ OF/KOHLER
Kraftile	Kraftile Niles, CA	HIGH-FIRED/ <i>Kraftile</i> /SAN FRANCISCO E N D (or other, single, capital letters stamped on the edges of tiles)
Lakeview	Lakeview Terra Cotta Co. Chicago, IL	LAKEVIEW/TERRA COTTA Co/ Chicago/Ill.
LAPB	Los Angeles Pressed Brick Co. Los Angeles, Santa Monica, Richmond & Alberhill, CA	_. H. R./Los Angeles/LAPB CO ???? L A P B CO P. [or F] H. R./Los Angeles (possibly for Fred H. Robertson)
Low	J. & J.G. Low Art Tile Co. Chelsea, MA	BY THE/LOW ART TILE Co/CHELSEA/ MASS/COPYRIGHT 1894/BY/THE LOW ART TILE Co COPYRIGHT 1882, BY J. & J.G. LOW

**A FIELD GUIDE TO THE KEY PATTERNS ON THE BACKS OF UNITED STATES CERAMIC TILES,  
1870s -1930s (3rd Edition)**

**Mfg. Abbreviations**

**Tile Company**

**Tileback Markings**

Low, con't.

DESIGNED & MADE FOR THE  
CONWAY CABINET CO. (around) BY  
THE/ LOW ART TILE CO/CHELSEA/  
MASS/COPYRIGHT 1894/BY/THE  
LOW ART TILE Co.  
J & JG LOW/ART TILE WORKS/  
CHELSEA MASS USA  
J. & J. G. LOW/(crossed keys)/PATENT  
ART TILE/WORKS/CHELSEA MASS.  
J. & J.G. LOW/PATENT ART TILE  
WORKS/CHELSEA MASS./PAT'D/  
FEB. 1\_/187\_  
J. & J.G. LOW/PATENT/ART TILE/  
WORKS/CHELSEA,/MASS. U.S.A./  
COPYRIGHT 1881 by J & JG LOW  
J.G. & J.F. LOW./ART TILE WORKS./  
CHELSEA./MASS. U.S.A.  
J.G.&J.F.LOW./CHELSEA/MASS.,U.S.A.  
J.G. & J.F. LOW/MADE FOR/  
HAYWARD/&/HUTCHINSON/  
WASHINGTON  
J.G. & J.F. LOW/MADE FOR/THE/  
HENRY DIBBLEE Co/CHICAGO  
MADE FOR/\_\_\_ S. CONOYER & CO./  
----BY----/J.&J.G. LOW/PATENT/  
ART TILE WORKS/CHELSEA  
MASS/U.S.A.  
MADE/FOR/Wm. H. Jackson & Co. (in  
script)/BY J. & J.G. LOW/ART TILE  
WORKS/CHELSEA/MASS/USA  
PAT FEB 18 1886  
PAT'D FEB. 16, 1886  
Patented Feb 18, 1879 (in script)/REG.  
TRADE MARK/[crossed keys] *J. & J. G.*  
*Low* (in script)/*Chelsea* (in script)  
REG. TRADE/MARK [crossed keys]  
SMOKE/ESTABROOK & EATON'S/LA  
MARINELA/KEY WEST CIGAR  
TELEPHONE/\_\_\_ MAIN/E.H. WHITNEY  
.../FOR/GAS HEATERS... (on a paper  
label)

Ludowici

Ludowici Celadon Co./  
(Celadon Terra Cotta  
Co.)  
New Lexington, OH &  
Chicago, IL

CELADONCO CHICAGO/**W T W W**  
LUDOWI  
LUDOWICI-CELADON/CHICAGO  
LUDOWICI-CELADON CO./CHICAGO  
LUDOWICI CELADON CO/CHICAGO./  
IMPERIAL TILE/PAT'D APR 8<sup>TH</sup> 1924  
LUDOWICI CELADON/CHICAGO/  
IMPERIAL TILE

**A FIELD GUIDE TO THE KEY PATTERNS ON THE BACKS OF UNITED STATES CERAMIC TILES,  
1870s -1930s (3rd Edition)**

<u>Mfg. Abbreviations</u>	<u>Tile Company</u>	<u>Tileback Markings</u>
		LUDOWICI-CELADON CO/ENGLISH This sample...of/FIREFLASHED/Tiles... (from a paper label)
Malibu	Malibu Potteries Malibu, CA	FROM/MALIBU POTTERIES/P.O. BOX 508/SANTA MONICA, CALIF. MALIBU MALIBU POTTERIES Rindge
Marblehead	Marblehead Potteries Marblehead, MA	M [a ship with sails] P (see Classification 10) MARBLEHEAD/POTTERY (in an oval)/ M [a ship with sails] P MARBLEHEAD/[a ship with sails] (paper label)
Mason	Mason City Brick & Tile Co. Mason City, IA	DENISON ? E22/MASON CITY BRICK & TILE Co
Matawan	Matawan Tile Co./ Progressive Art Tile Co. Matawan, NJ	MATAWAN MATAWAN TILE CO/PRO-CER PROGRESSIVE/ART TILE CO/ MATAWAN/N J/Hand Decorated
MM	Matt Morgan Art Pottery Co. Cincinnati, OH	MATT MORGAN/ART POTTERY CO. CIN'TI. O. MATT MORGAN/---CIN'TI O---/ART POTTERY C <sup>o</sup> THE/MATT MORGAN/ART POTTERY CO/CIN'TI. O.
Mayer	Joseph Mayer's Arsenal Pottery Trenton, NJ	J. MAYER/TRENTON N J MAYER
Maywood	Maywood Art Tile Co. Maywood, NJ	MAYWOOD MAYWOOD/N.J.
Menlo Park	Menlo Park Ceramic Works Menlo Park, NJ	MENLO PARK/CERAMIC WORKS/J T S MENLO PARK/CERAMIC WORKS/ VOLKMAR TILE
Metlox	Metlox Potteries Manhattan Beach, CA	METLOX A
MAM	M. A. Metzner Mfg. Co. Perth Amboy, NJ	[c. 1908-10, sold and operated as Perth Amboy Tile Co.]
Metzner	Metzner Hatt & Co. Hamilton, OH	METZNER/HATT & CO/HAMILTON/ OHIO

**A FIELD GUIDE TO THE KEY PATTERNS ON THE BACKS OF UNITED STATES CERAMIC TILES,  
1870s -1930s (3rd Edition)**

<u>Mfg. Abbreviations</u>	<u>Tile Company</u>	<u>Tileback Markings</u>
Mex	Mexican Arts & Crafts San Antonio, TX	MEXICAN ARTS AND CRAFTS/San Antonio, Texas (stamped mark) [A stylized maguey craftsman, registered by Ethel Wilson Harris in 1937, is found on the front of some tiles.]
Midland	Midland Terra Cotta Co. Chicago, IL	MTCCO
Mission Crafts	Mission Crafts San Antonio, TX	[Ethel Wilson Harris' maguey mark may be stamped, drawn or incised on the tile's reverse--see Classification 10] [Maguey mark over] <i>San Jose Mission</i> (in script) Made in/ <i>San Jose Mission</i> (in script)
Mor	Moravian Pottery and Tile Works Doylestown, PA	MOR (intertwined cipher--see Classification 10) MOR/1959 (with other dates, also) MORAVIAN
Morton	Morton Pottery Morton, IL	AMISH WARE/HAND PAINTED
Mosaic	Mosaic Tile Co. Zanesville, OH	[Multiple impressed ovals--see Class. 10] [An intertwined "MTC" logo--see Classification 10] DIAMOND MOSAIC M GRIP LINCOLN PARK CHAPTER/REUNION/ KSHTWSST/1911/Nº 177 CHICAGO. R•A•M• Made From/All/American/Material/in/ America/by/Americans/Mosaic Tile Co/ Zanesville/Ohio MOSAIC [either in an oval or by itself] MOSAIC [in an oval]/ALLEN TILING/ COMPANY/3232 ELSTON AVE./ CHICAGO 18./ILL. MOSAIC/DUSTPREST MOSAIC [in an oval]/MADE IN U.S.A. MOSAIC TILE CO ZANESVILLE O [around the MTC logo] RIM GRIP BACK C/PAT SEPT 24-07 THE MOSAIC TILE CO. THE MOSAIC TILE CO. ZANESVILLE TRADE [MTC logo] MARK (around) ASEPTIC [and a partial caduceus] THE MOSAIC TILE CO./MOSAIC [in an oval]/M/ZANESVILLE O. NEW YORK. N.Y.

**A FIELD GUIDE TO THE KEY PATTERNS ON THE BACKS OF UNITED STATES CERAMIC TILES,  
1870s - 1930s (3rd Edition)**

<u>Mfg. Abbreviations</u>	<u>Tile Company</u>	<u>Tileback Markings</u>
Mosaic, con't.		<p>THE MOSAIC TILE CO. ZANESVILLE OHIO (around) ROBERT TREAT/250<sup>TH</sup>/ ANNIVERSARY/CELEBRATION./ NEWARK./NEW JERSEY./1916/MAY OCT.</p> <p>THE MOSAIC TILE CO. ZANESVILLE OHIO (around) POOR/RICHARD CLUB /PHILADELPHIA/HOSTS TO/THE ASSOCIATED/ADVERTISING/CLUBS OF THE WORLD/IN CONVENTION/ JUNE/1916</p> <p>TRADE [logo] MARK/J. DESCO AND SON/TILE - MARBLE/TERRAZO/ 1908-10 CANTON ST./DALLAS/ TEXAS</p> <p>TRADE [MTC logo] MARK/MOSAIC TILE CO./OF ZANESVILLE. O. USA/ SUCURSAL GALIANO/24/HABANA.</p> <p>TRADE [logo] MARK/THE MOSAIC TILE/COMPANY/ZANESVILLE OHIO/NEW YORK/N.Y.</p>
Mount Casino	Mount Casino Art Tile & Enameled Brick Co. Covington, KY	<i>Mount Casino</i> (in script)
Mueller	Mueller Mosaic Co. Trenton, NJ	FAIENCE/MMCo./Hand-made Faience (from a paper label) MUELLER MOSAIC Co./TRENTON, N.J. /SAMPLE OF/HAND-MADE/FLEMISH TILE (from a paper label)
Muncie	Muncie Clay Products/ Muncie Potteries, Inc. Muncie, IN	(Although no tile markings have been found, there are groove key markings on at least one tile back--see Classification 9)
Muresque	Muresque Tiles, Inc. Oakland, CA	MURESQUE/TILES/OAKLAND MURESQUE TILES INC/[illegible address], Oakland, Cal Copyright 1928/Muresque Tiles, Inc/ Oakland, Ca.
NMTC	National Mosaic Tile Flooring Co. Mobile, AL	NATIONAL/MOSAIC/FLOORING CO

**A FIELD GUIDE TO THE KEY PATTERNS ON THE BACKS OF UNITED STATES CERAMIC TILES,  
1870s -1930s (3rd Edition)**

<u>Mfg. Abbreviations</u>	<u>Tile Company</u>	<u>Tileback Markings</u>
National	National Tile Co. Anderson, IN	ANCHOR BACK (on a paper label) HANLEY PACKING HOUSE TILE/.../HANLEY COMPANY...BRADFORD, PA./Distributed By/ NATIONAL TILE CO. ... ANDERSON, IND./... <del>NATIONAL</del> NATIONAL NATIONAL/ANCHOR BACK PAT. DEC. 3 1907 NATIONAL/ <i>Lifetime</i> (script)/TILE [in a sheild]/MADE IN ANDERSON INDIANA U.S.A. NATIONAL/TILE [in a sheild] (from a paper label on a salesman's sample board) NATIONAL TILE CO/13/ANDERSON IND U S A N.T. Co. ANDERSON IND USA/ ANCHOR BACK PAT. APPLIED. FOR. N. T. CO. PP DF R NATIONAL• PAT. APL. THE NATIONAL. TILE. Co./ANDERSON. IND. U.S.A.
NC	Newcomb College New Orleans, LA	[A logo with an "N" within a larger "C"] NEWCOMB (attributed to the Newcomb Guild at Newcomb College, post 1940) NEWCOMB/POTTERY (from a paper label c. early 1900s)
NJMTCo	New Jersey Mosaic Tile Co. [c. 1902-1904] Matawan, NJ	
NJTCCo	New Jersey Terra Cotta Co. Perth Amboy, NJ	<i>n.j.t.c.co</i> (c. 1922, script, sic?) THE NEW JERSEY TERRA COTTA CO/ 2 0 8
NJTCo	New Jersey Tile Co. Trenton, NJ	[c. 1900-1934]
NJWPA	New Jersey WPA Arts & Crafts Trenton ?, NJ	N.J.W.P.A. ARTS & CRAFTS A HALLIGAN
NYATC	New York Architectural Terra Cotta Co. Long Island City, NY	NEW YORK ARCHITECTURAL TERRA COTTA COMPANY [within an impressed oval] NEW YORK/ARCHITECHTURAL TERRA COTTA/CO., 1887 II 7
NYV	New York Vitrified Tile Co. Brooklyn, NY	N. Y. V. N Y V/7 8 N Y V/BKLYN



**A FIELD GUIDE TO THE KEY PATTERNS ON THE BACKS OF UNITED STATES CERAMIC TILES,  
1870s -1930s (3rd Edition)**

<u>Mfg. Abbreviations</u>	<u>Tile Company</u>	<u>Tileback Markings</u>
NWTC	Northwestern Terra Cotta Co. Chicago, IL	THE/NORTHWESTERN/TERRA COTTA Co
Norton	Norton Company Worcester, MA	NORTON ALLUNDUM (possibly not a tile company)
OET	Ohio Encaustic Tile Co. Zanesville, OH	O.E.T. Co. Z/Nº 4 OHIO ENCAUSTIC/TILE COMPY/ Nº 70/ZANESVILLE OHIO ENCAUSTIC TILE Co/ ZANESVILLE/Nº 17 THE OHIO/ENCAUSTIC/TILE CO/ ZANESVILLE/OHIO
OTC/OTW	Ohio Tile Co./Ohio Tile Works Hamilton, OH	THE OHIO TILE CO. HAMILTON, O. 4 THE OHIO TILE WKS HAMILTON O
Ohr	Ohr Pottery ??? Biloxi, MS	<i>OE Ohr</i> (in script)
Old Bridge	Old Bridge Tile Co./ Old Bridge Enamelled Brick & Tile Co. Old Bridge, NJ	BRIDGE OLD BRIDGE OLD BRIDGE/PATAPPLIEDFOR OLD BRIDGE/PAT CLINCHER PAT. CLINCHER/OLD BRIDGE
Olean	Olean Tile Co. Olean, NY	OLEAN TILE COMPANY/OLEAN, NEW YORK... (from a paper label)
Overbeck	Overbeck Pottery Cambridge City, IN	[An "OBK" logo over] F (Mary Frances Overbeck's cipher)
Owen	Charles R. Owen & Co./ Owen & Co./Owen. & Peirce,/Raven Owen & Co Newburgh, NY	C.R.O. & Co./Newburgh NY OWEN/NEW-BURGH/N.Y. OWEN/&PEIRCE/NEW-BURGH/N.Y. R O & Co/NEW-/BURGH/N.Y. RAVEN OWEN &Co/ART TILE/ NEWBURGH NY
Owens	J.B. Owens Tile Co. Zanesville, OH	JACKSON CO./DOVE TAIL/PAT. AUG. 19. 1902 (attributed to Owens) J.B. OWENS TILE CO/HOLD FAST J.B. OWENS TILE CO/PAT SEPT 13 1911 HOLD FAST MADE BY/TheJ-B-OWENS/Pottery Co.
Ozark	Ozark Tile Co. ??? or Ozark Pottery ??? Missouri or Arkansas ???	<i>Ozark Tile</i>

**A FIELD GUIDE TO THE KEY PATTERNS ON THE BACKS OF UNITED STATES CERAMIC TILES,  
1870s -1930s (3rd Edition)**

<u>Mfg. Abbreviations</u>	<u>Tile Company</u>	<u>Tileback Markings</u>
Pacific	Pacific Art Tile Co. Glendale ???, CA	???
PCP	Pacific Clay Products ???, CA	PACIFIC [under a sun with rays--see Classification 10] TROPHY-TILE/P C P
PT&P	Pacific Tile & Porcelain Co. Los Angeles, CA	CERATILE CERATILE/PT&P Co./MADE IN USA <i>Cera-tile</i> (in script)/DISTRIBUTED BY/ THE CAMBRIDGE TILE MFG CO... (on a paper label on a PT&P tile) PACIFIC TILE RAMONA "RAMONA" TILE/P.T.&P. Co./MADE IN U.S.A.
Paducah	Paducah Tile Co. Paducah, KY	PADUCAH TILE PADUCAH/TILE
Pardee	C. Pardee Tile Works Perth Amboy, NJ	C.P. WKS. C. PARDEE C. PARDEE/WKS. P.A.N.J. C. PARDEE WKS/P. AMBOY,N. J. C. PARDEE/WORKS/P.A.N.J. C. PARDEE WORKS/P. AMBOY N.J. C. PARDEE WORKS/PERTH AMBOY, NJ PARDEE/77 ....25 PARDEE GRIP BACK THECPARDEEWORKS
Paul Revere	Paul Revere Pottery/ Saturday Evening Girls Boston, MA	P.R.P. and/or P.R.P./RC. (artist's initials) PAUL REVERE/POTTERY [under a man riding a horse] (on a paper label) S E G
Perth Amboy	Perth Amboy Terra Cotta Co. Perth Amboy, NJ	Perth Amboy/Terra Cotta Co.
PATCo	Perth Amboy Tile Works Perth Amboy, NJ	[c. 1910-1930]
Pewabic	Pewabic Pottery Detroit, MI	IRA/ELLA PEWABIC PEWABIC DETROIT (impressed in a circle; 1 1/2"D, c. 1920s; 3/4"D, c. 1940s & 1950s; 1 1/16"D, c. post-1980)
Pittsburgh	Pittsburgh Encaustic Tile Co. Pittsburgh, PA	PITTSBURGH ENCAUSTIC/TILE. CO LIMITED

**A FIELD GUIDE TO THE KEY PATTERNS ON THE BACKS OF UNITED STATES CERAMIC TILES,  
1870s -1930s (3rd Edition)**

<u>Mfg. Abbreviations</u>	<u>Tile Company</u>	<u>Tileback Markings</u>
Pomona	Pomona Tile Mfg. Co. Pomona, CA	DESIGNED BY/GEORGE NELSON/ MADE IN U.S.A./POMONA POMONA 3 POMONA MADE/IN/USA/U.S. PAT. NO. 1694665 POMONA TILE/ARK CITY/MADE IN U.S.A.
PLC	Porcelain Letter Co. Cincinnati, OH	PORCELAIN Letter Co./CINCINNATI O.
Progressive	Progressive Ceramics Co. Warwood, WV	PROGRESSIVE/CERAMICS/WARWOOD W. VA.
Proutyline	Proutyline Products Co. Hermosa Beach, CA	PROUTYLINE HERMOSA/TRADE MARK/U. S. PAT. NO. 1 9 0
Providential	Providential Tile Works Trenton, NJ	B. K. & R./TRENTON./N. J. MADE. FOR./THE J.L.MOTT.IRON WORKS.N.Y./BY. PROVIDENTIAL./ TILE.WORKS/TRENTON.N.J. PROVIDENTIAL PROVIDENTIAL/N.J./G .25/TRENTON PROVIDENTIAL/TILE CO./TRENTON N.J./ C. 8 PROVIDENTIAL TILE WORKS./ TRENTON N J PROVIDENTIAL TILE WORKS./ TRENTON. N. J./BROOME. KIRKHAM/& ROBINSON PROVIDENTIAL/TRENTON P T CO P. T./DESIG F/TRENTON, N.J. P.T. Co. P/T W [over crossed swords] P.T.W. P.T.W./DESIGN D/TRENTON N J P.T.W.P. P T W/TRENTON N J P.T.W./T.N.J. THE PROVIDENTIAL THE PROVIDENTIAL/TRENTON. N.J./K. R. & C. THE/PROVIDENTIAL/TILE WORKS/ F. 44/TRENTON.N.J. THE/PROVIDENTIAL/TILE WORKS/F 50/TRENTON, N. J.


**A FIELD GUIDE TO THE KEY PATTERNS ON THE BACKS OF UNITED STATES CERAMIC TILES,  
1870s -1930s (3rd Edition)**

<u>Mfg. Abbreviations</u>	<u>Tile Company</u>	<u>Tileback Markings</u>
		THE/PROVIDENTIAL/TILE WORKS/ TRENTON,N.J./A D1/B.K.R.& Co THE/PROVIDENTIAL/TILE WORKS /TRENTON.N.J./C. 12 /BROOME . KIRKHAM/& . ROBINSON/COLOR
PTMFG	PT Mfg. Co. ??? East Liverpool, OH	PT MFG CO/EAST/LIVERPOOL/ OHIO
RATW	Raritan Art Tile Works South Amboy, NJ	Copyright/by G. De/ Festetics/Raritan/Art/ Tile Works/Perth/amboy/NJ (in script) COPYRIGHT BY G DE FESTETICS, 1884 RARITAN TILE WORKS/SOUTH AMBOY NJ
Rhead	Rhead Pottery Santa Barbara, CA	RHEAD/[cipher--see Classification 10]
Robertson	Robertson Art Tile Co. Morrisville, PA	<i>Washington</i> /1732-1932/ [logo]ROBERTSON[logo] O ◀ROBERTSON▶ 5 ROBERTSON ROBERTSON ART TILE CO/TRENTON, N J ROBERTSON ART TILE CO.---R <sup>o</sup> ⌘--- TRENTON, N.J. ROBERTSON/DESIGN ROBERTSON/FLORMATEX P ROBERTSON 4 16/GRIP BACK ROBERTSON/MADE IN USA ROBERTSON/[a logo] PLANATILE ROBERTSON/TARGET BACK 1
Rookwood	Rookwood Pottery Cincinnati, OH	[an “⌘P” cipher joined at the vertical line, sometimes under flames--see Classification 10] ROOKWOOD/FAIENCE
Rossman	The Robert Rossman Co. & Corp. New York, NY & Beaver Falls, PA	ROSSMAN Rossman Corporation (on a paper label) [An impressed “R” in a rectangle]
Rue	J.L. Rue Pottery Co. South Amboy & Matawan, NJ	THE J L RUE POTTERY CO (around) MATAWAN/N.J.


**A FIELD GUIDE TO THE KEY PATTERNS ON THE BACKS OF UNITED STATES CERAMIC TILES,  
1870s -1930s (3rd Edition)**

<u>Mfg. Abbreviations</u>	<u>Tile Company</u>	<u>Tileback Markings</u>
Rushmore	Rushmore Pottery Black Hills, SD	<i>Rushmore Pottery/Black Hills/SD</i> (in script)
S&S	S&S (Solon & Schemmel) Tile Co. San Jose, CA	S & S/TILE CO./SAN JOSE/CAL S & S/TILES/SAN JOSE CAL
SJP	San Jose Potteries San Antonio, TX	SJP (found on the front LR corner of some tiles) SAN JOSE/POTTERIES SAN JOSE POTTERIES/SAN JOSE TILES/SAN ANTONIO TEXAS
SMB	Santa Monica Brick Co. Santa Monica, CA	MONACO/SANTA MONICA/BRICK CO.
SM/T	Santa Monica Tiles/ Taylor Tilery Santa Monica, CA	SANTA MONICA/TILES TAYLOR
Sayre	Sayre & Fisher Co. Sayreville, NJ	SAYRE&FISHERC/SAYREVILLENJ
S&L	Solon & Larkin San Jose, CA	SOLON/&/LARKIN/CAL/SANJOSE SOLON/&/LARKIN/CA J/SANJOSE Solon & Larkin (script)/SAN JOSE CALIFORNIA/TILE MANUFACTURERS (paper label)
Southern	The Southern Co./The Southern Tile Co. San Antonio, TX	???
SP	The Spanish Potters Los Angeles, CA	Design # F-7/The Spanish Potters/3959 Goodwi["n" or "ll"] AV/L.A./Phone/ Glendale 2820-J
Star	Star Encaustic Tile Co. Pittsburgh, PA	S.E.T. C O STAR E.T. Co./LTD. STAR/ENCAUSTIC/TILE Co/ PITTSBURGH ★TILE/CO (see Classification 10) STAR/TILE Co/PITTSBURGH
Standard	Standard Tile Co. ??? Tiffin, OH	Standard/TIFFIN O
Standard Tile	Standard Tile Co. Zanesville, OH	STANDARD E 3
STMC	Standard Tile Mosaic & Cement Co. San Francisco, CA	STANDARD TILE MOSAIC & CEMENT CO. (around) SAN FRANCISCO/CAL.

**A FIELD GUIDE TO THE KEY PATTERNS ON THE BACKS OF UNITED STATES CERAMIC TILES,  
1870s -1930s (3rd Edition)**

<u>Mfg. Abbreviations</u>	<u>Tile Company</u>	<u>Tileback Markings</u>
Stark	Stark Brick Co. Canton, OH	The Stark Brick Co./CANTON ○ H I ○
Stonelight	Stonelight Tile Co. San Jose, CA	STONELIGHT TILE C <sup>o</sup> /SAN JOSE CAL
Strobl	J.H. Strobl Pottery/ Strobl Tile Co. Cincinnati, OH	1910/[a large “S” logo with a vertical line from the top to 3/4 of the length of the S --see Classification 10] [The logo on its side]/STROBL STROBL STROBL
Sullivan	Sullivan Studio Rapid City, SD	SULLIVAN STUDIO/Rapid City, South Dakota/Rights Reserved
Tahanto	Tahanto Mfg. Co. Pocasset, MA	COPYRIGHTED 1886/BY/THE TAHANTO M N FG C <sup>o</sup> /POCASSET MASS/U S A
TMTC	Texas Mosaic Tile Co./ Mosaic Tile Co./E.R. Lozano & Co. San Antonio, TX	MOSAIC TILE Co. SAN ANTONIO (in a circle around) TEX.
Tiffany	The Tiffany Enameled Brick Co. Momence, IL	TIFFANY
Trent	Trent Tile Co. Trenton, NJ	E TRENT/TRENTON, N.J. FROM TRENT TILE Co/_____/R/COL/ SAMPLE. GRIP BACK/TRENT 10 GRIP/TRENT/BACK TRENT <i>Trent</i> (in script) 4 R/TRENT/COLOR TRENT/M D <b>TRENT</b> /TRENT TRENT TILE/TRENTON. N.J./U. S. A. TRENT TILE C <sup>o</sup> TRENTON N J/GRIP 6 BACK
Tropico	Tropico Potteries Glendale, CA	TROPICO TROPICO/  TROPICO/GLENDALE/[a logo of a “T” with “TROPICO/POTTERIES” over the vertical bar of the “T”]/POTTERIES [TROPICO P]OTTERIES/ <b>California</b> (script and underlined) Tropico Potteries, Inc./GLENDALE, CALIF

**A FIELD GUIDE TO THE KEY PATTERNS ON THE BACKS OF UNITED STATES CERAMIC TILES,  
1870s -1930s (3rd Edition)**

<u>Mfg. Abbreviations</u>	<u>Tile Company</u>	<u>Tileback Markings</u>
Tudor	Tudor Potteries, Inc. Los Angeles, CA	<i>Tudor</i> (in script) TUDOR/POTTERIES/HOLLYWOOD/ WARE/LOS ANGELES/CALIF. (paper label) TUDOR TILES/No. ___/Tudor Potteries, Inc./ Los Angeles, California
USETC	United States Encaustic Tile Co. Indianapolis, IN	NO 12/USET CO/INDIANAPOLIS IND. SETC USET USETC USETC/INDIANAPOLIS IND/6 x 3 INCH U.S.E.T.Co. U.S.E.T.Co/IND. U.S.E.T Co/2 1/8 \ 2 1/8 U.S. E.T. CO./IND IAN APO/LIS IND. U.S.E.T.Co./INDIANAPOLIS IND/PATENT/ 4 1/4 X 4 1/4 U.S.E.T.Co./No 12 USET Co PAT JUNE 15 1875/INDIANAPOLIS IND U S E TILE Co/INDIANAPOLIS IND U S/TILE Co/INDIANAPOLIS IND UNITED STATES ENCAUSTIC TILE Co/ INDIANAPOLIS/IND. UNITED STATES ENCAUSTIC TILE CO INDIANAPOLIS IND. (around) HIGHART/MAJOLICA/_OM___ UNIT/ENCA/INDI/IN THE U S ENCAUSTIC TILE Co/ INDIANAPOLIS/IND
USETW	United States Encaustic Tile Works Indianapolis, IN	ENC TILE WORKS INDIANAPOLIS IND [around an intertwined "US" logo--see Classification 10] U S E T W U S/E T W U.S.E.T.W. U.S.E.T.W.  USETW Co U-S-E-T-W/INDIANAPOLIS./IND. U. S. E. T./WORKS U. S. E. T./WORKS/INDIANAPOLIS
USQ	United States Quarry Tile Co. Parkersburg, WV & Canton, OH	CUSHION EDGE ROMANY GREEN MOTTLE/ROMANY/ USQTOC <sup>C4A</sup> /CUSHION EDGE/ UNITED STATES QUARRY TILE Co/ PARKERSBURG, W. VA.

**A FIELD GUIDE TO THE KEY PATTERNS ON THE BACKS OF UNITED STATES CERAMIC TILES,  
1870s -1930s (3rd Edition)**

<u>Mfg. Abbreviations</u>	<u>Tile Company</u>	<u>Tileback Markings</u>
		ROMANY LEVEL-SET/[a helmeted head]/ MADE IN U.S.A. SPARTAN/U.S. PAT./NO. 29049 (see Classification 10) ROMANY/USQTCO ROMANY TILE ROMANY/TILES/UNITED STATES QUARRY TILE Co./CANTON, OHIO (on a paper label) USQTC USQTC PAT 2756149 ROMANY ??? (around the tile's edges; tile made c. 1942) USQTCO/ROMANY UNITED STATES QUARRY TILE CO. ROMANY TILE U.S. QUARRY TILE CO/ROMANY TILES/CANTON OHIO
Unitile	Unitile Urichsville, OH	UNITILE/PAT.6.16.13./NO 7?115? (this patent number is from c.1905, not 1913) "T" within a "U" cipher (see Classification 10)
UCP	University City Pottery St. Louis, MO	UC/19[logo]14
UND	University of North Dakota/School of Mines Grand Forks, ND	MADEATTHE/COLLEGE OF MINING EN- GINEERING/STATE UNIVERSITY/ GRAND FORKS, N.D. U.N.D./GRAND FORKS N D UNIVERSITY OF NORTH DAKOTA GRAND FORKS, N.D. (around) MADE/ AT/SCHOOL OF MINES/N D, CLAY
Valencia	Valencia Spanish Tile Co. Culver City, CA	CALIFORNIA/CULVER/SPANISH/CITY/ TILE CO CALIFORNIA SPANISH TILE SPANISH SPANISH TILE C <sup>o</sup>
VB	Van Briggie Pottery Co. Colorado Springs, CO	V B V B P Co. VBPC <sup>o</sup> V/B/T [vertical, w/in a rectangle]/VAN BRIGGLE/TILE/[a connected double A logo] (these marks are on new VB tiles)
Volga	Volga Studios Los Angeles, CA	<i>Volga</i> (in raised script on the front of the tiles)
VKTC	Volkmar Ceramic Tile Co. Queens, NY ???	ALHAMBRA/WM. H. JACKSON & CO/ UNION SQUARE/NEW YORK [in a cartouche]/VOLKMAR [in a rectangle] VOLKMAR



**A FIELD GUIDE TO THE KEY PATTERNS ON THE BACKS OF UNITED STATES CERAMIC TILES,  
1870s -1930s (3rd Edition)**

<u>Mfg. Abbreviations</u>	<u>Tile Company</u>	<u>Tileback Markings</u>
Volkmar	Volkmar Kilns Metuchen, NJ	<i>Charles Volkmar</i> (written)/ <i>V.</i> (in script) <i>V</i> (in script on the front of a tile)
Walrich	Walrich Pottery Berkeley, CA	[An impressed, intertwined WP logo--see Classification 10] HOWDEN TILE CO (stamped mark) Walrich WALRICH/Berkeley Cal WALRICH POTTERY BERKELEY CALIFORNIA (on a paper label)
Waco	Washington Brick, Lime and Sewer Pipe Co. Clayton, WA	WACO H/o/l/i/d/a/y G/r/e/e/t/i/n/g/s Mr. a/n/d/ Mrs./ A/B/F/o/s/s/e/e/n (on the front of annually commissioned Christmas tiles in the 1920s and 1930s)
Weller	S.A. Weller Co. Zanesville, OH	COMPLIMENTS/OF/HERBERT A. HUGHES/GRAND REPRESENTATIVE /I.O.O.F./ZANESVILLE, OHIO WELLER WELLER/ART/TILES
Wenzel	Wenzel Tile Co. Trenton, NJ	WENCZEL <i>Wenzel</i> (in script) WENCZEL TILE CO/TRENTON
West Coast	West Coast Tile Co. Vernon, CA	KAOSPAR KAOSPAR/WCT Co KAOSPAR/W C T C O K R/AOSPA/WCTCO WEST COAST TILE CO.
Western	Western Art Tile Works Glendale, CA	<i>California</i> (in script) WESTERN ART TILE WKS/LOS ANGELES CAL
WRTC	The Western Roofing Tile Co. Coffeeville, KS	THE/WESTERN ROOFING TILE CO./ COFFEEVILLE, KANSAS
WTCCo	Western Terra Cotta Co. Kansas City, KS	WESTERN TERRA COTTA Co
Wheatley	T.J. Wheatley Tile & Pottery Co. Cincinnati, OH	WP WHEATLEY
Wheeling	Wheeling Tile Co. Wheeling, WV	WHEELING WHEELING 6x1/2x1/2

**A FIELD GUIDE TO THE KEY PATTERNS ON THE BACKS OF UNITED STATES CERAMIC TILES,  
1870s -1930s (3rd Edition)**

<u>Mfg. Abbreviations</u>	<u>Tile Company</u>	<u>Tileback Markings</u>
		WHEELING/CUSHION WHEELING/CUSHION REG WHEELING NEW BEVEL WHEELING/XIM X 1/WHEELING
White	The White Brick & Terra Cotta Co. Clayton, MA	(There are no known marks)
Winkle	Winkle Terra Cotta Co. St. Louis, MO	WINKLE TERRA COTTA/ST LOUIS... THE WINKLE/Terra Cotta Co/St. Louis, Mo. THE WINKLE/Terra Cotta Co./ST. LOUIS, MO. (impressed w/i a circle) THE WINKLE TERRA COTTA C <sup>o</sup> /ST. LOUIS, MO./CENTURY BUILDING [in an oval]
Woolenius	Woolenius Tile Co. Berkeley, CA	(There are no known company marks)
WPA/ND	WPA Certamics ???, ND	WPA/CERAMICS/N. DAK.
WPA/SA	WPA Arts and Crafts Division San Antonio, TX	WPA/AC (see Classification 10)
ZMC	Zanesville Majolica Co. Zanesville, OH	ZANESVILLE/MAJOLICA/ COMPANY
ZTC	Zanesville Tile Co. Zanesville, OH	COMPLIMENTS/THE ZANESVILLE TILE CO./.../.../J. B. OWENS POTTERY/... /ZANESVILLE, OHIO (on a paper label) ZANESVILLE TILE CO./ZANESVILLE OHIO U.S.A.

**A FIELD GUIDE TO THE KEY PATTERNS ON THE BACKS OF UNITED STATES CERAMIC TILES,  
1870s -1930s (3rd Edition)**

**MARKS FOUND ON U.S. TILES OF UNKNOWN MANUFACTURERS**



**B. T. CO.**

**J A**



**U S**

**W.W.MONTAGUE & CO./ SAN FRANCISCO. [raised, in a circle; a tile distributor]**

**A FIELD GUIDE TO THE KEY PATTERNS ON THE BACKS OF UNITED STATES CERAMIC TILES,  
1870s - 1930s (3rd Edition)**

**APPENDIX II**

**Tile Patents That Relate To Tile Backs, Key Patterns and Grip Backs**

PATENT HOLDER	PATENT DATE	PATENT NUMBER	TITLE	COMPANY USED BY	NOTES
WATTS, David H.	Nov. 14, 1871	121029	Improvement in Tiles		one-half assigned to W.C. Sharpless; manufacture of a tile with dovetailed grooves
LOW, John G.	Jan. 24, 1879	212478	Improvement in the Manufacture of Decorative Tile	J. & J.G. Low Art Tile Works	includes the making of dovetailed grooves on tile backs using wooden pieces
HARTLEY, John William	Sep. 16, 1879	219579	Improvement in the Manufacture of Tiles and Slabs		an improved method of dovetailing the undersides of tiles
MackUSICK, Elmer F.	July 7, 1885	321619	Tile-Work Adapted to Hearths, Fire-Places, and Vestibules	assigned to J.S. Conover & Co.	mounting tiles on a metal backing with a frame of metal strips
LOW, John G.	Feb. 16, 1886	336242	Tile Decoration	"	using screws or pins to fasten tiles through a hole in the center of the tile
LOW, John G.	Feb. 16, 1886	336243	Tile Decoration	"	making medallion (stove) tiles with a protruding edge that's held by a metal frame
ANDERSON, J. C.	Oct. 26, 1886	351614	Tile for Lining Walls, &c.		process for creating a matching raised and recessed design on a tile back to help bind it to the adhesive
NUEBLING, Louis W.	Aug. 18, 1891	457924	Tile-Press	assigned to U.S. Encaustic Tile	use of a dovetailed groove on one surface of the tile
WILLIAMS, John E.	Mar. 22, 1892	471339	Tiling		manufacture of tiles with raised, dovetailed sections on the tile backs
STRUSHOLM, A. U.	July 12, 1892	478656	Tile		use of beveled grooves in sets on the backs of tiles
GUASTAVINO, Raphael	Oct. 15, 1895	548160	Building-Tile	Guastavino Fire Proof Construction Co.	use of beveled edges and flanges
BROOME, L. H. & BUCKINGHAM, J.	Feb. 15, 1898	599197	Tile		projecting "feet" on the side of a tile and adjoining undercuts on the side of the next tile
ALEXANDER, C. C.	Dec. 6, 1898	615515	Tile and Tile Setting		use of rabbets set in from the tile edge to hold the tile to the binding material
PRICE, William	May 23, 1899	625413	Manufacture of Tiles		a device to manufacture tiles with undercut sections on the tile backs
CROWE, George W.	June 20, 1899	627327	Tile	Columbia Encaustic Tile Co.	undercut recesses on tile back
ALEXANDER, Charles C.	June 20, 1899	627378	Tile		forming a rough surface on the backs of tiles
KÖHLER, Emil	Sept. 11, 1900	Design Pat. 33188	Design for a Tile Press for the Manufacture of and Undercutting Tiles, Bricks, &c.	American Encaustic Tiling Co.	use of three rectangular recesses on one face of a tile
DALTON, T.	Mar. 12, 1901	669913			undercutting the backs of tiles
MEEKER, William P.	May 14, 1901	674035	Press for Dovetailed Tiles		a press that formed dovetailed grooves on the tile backs
MEEKER, W. P.	Jan. 28, 1902	691791	Tile Faced Surface and the Method for Constructing Same	National Tile Co.	flaring dovetailed grooves on tile backs
LAWRENCE, F. R.	Aug. 19, 1902	707125	Tile	J. B. Owens Co.	recessed dovetails on the bottom edges of tiles

APPENDIX II

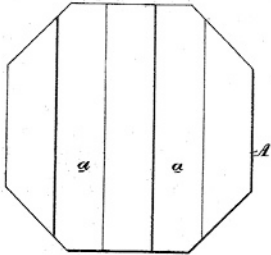
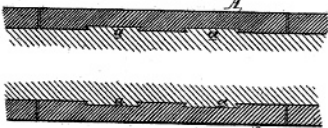

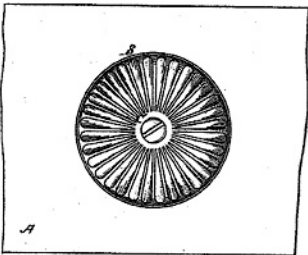

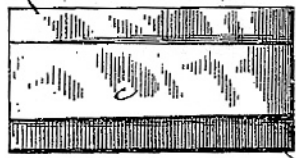







Tile Patents That Relate To Tile Backs, Key Patterns and Grip Backs

PATENT HOLDER	PATENT DATE	PATENT NUMBER	TITLE	COMPANY USED BY	NOTES
BLACKMORE, Lawrence R.	June 16, 1903	731158	Floor or Wall Tile	Unitile	an improved form of rib to help lock the tile to adhesive and wall
RIVERS, W. E.	Aug. 2, 1904	766526	Tile	National Tile Co.	"tire track" grip back
MEEKER, William P.	Aug. 22, 1905	797812	Tile		adding vitreous material to a tile's back and bending it under, into the clay body, to strengthen the grooves
MEEKER, William Passmore	Sept. 5, 1905	798618	Tile		manufacture of tiles with raised, undercut, pointed sections on the tile backs that would hold better to the cement
MEEKER, W. P.	Sept. 4, 1906	830160	Tile Press	National Tile Co.	a tile press to make continuous flared grooves on tile backs
STAPLES, George	Apr. 16, 1907	850271	Tile		locking tiles using indents on the edges and clips
WELLS, Joseph M.	Sept. 24, 1907	866755	Tiling	Mosaic Tile Co.	"Rim Grip" patent
HOUGH, Harry	Dec. 3, 1907	872510	Tile	National Tile Co.	one-half dovetailed grooves on the edges of tiles
WILLE, Frank X.	Oct. 18, 1910	973243	Wall-Tile		use of inclined projections on the tile back to help fasten the tile to a wall
RIVERS, W. E.	July 18, 1911	998203	Tile	Old Bridge, Rossman	the "clincher" grip back patent
LYDON, Timothy	Aug. 1, 1911	999509	Tile		use of flanges and side indentations on tiles
OWENS, J. B.	Apr. 23, 1912	1024355	Facing Tile	J. B. Owens Co.	J. B. Owens' "hold fast" grip back
WELLS, J. M.	Dec. 17, 1912	1047724	Improvement of the Mosaic "rim grip back"	Mosaic Tile Co.	also see Pat. # 866755
BARR, J. U.	Jan. 14, 1913	1050420	Tile	AET	impress circular "screw holes", or make circular protuberances on tile backs
THOMAS, Ferdinand	Aug. 4, 1914	1106168	Tile Structure		use of gripbacks on tiles
PARKER, Eugene	Dec. 11, 1928	1694665	Tile	Batchelder, Pomona	Flanges on tile edges
McCOY, W.	Feb. 19, 1929	1702912	Wall and Floor Tile	AET	use of recessed grids to grip the adhesive
BURGEL, Joseph	June 8, 1937	2083116	Fancy Tile Fixing Means		use of a movable anchoring device, such as bent steel strips, inserted into notches on the sides or backs of tiles
PHILLIPS, Norris E.	Sept. 9, 1941	2255712	Tile	Olean Tile Co.	use of a special tool to roughen the back surface of the tile to increase its bonding power

A FIELD GUIDE TO THE KEY PATTERNS ON THE BACKS OF UNITED STATES CERAMIC TILES,  
1870s-1930s (3rd Edition)

Appendix II

Below are drawings from some of the patents listed. The original patents can be found through the U.S. Government Patent Office website (<http://patft.uspto.gov/netahtml/PTO/search-bool.html>), or through Google's U.S. Patent search engine ([http://www.google.com/advanced\\_patent\\_search](http://www.google.com/advanced_patent_search)), which has more flexibility than the Patent Office search engine. Original patents can be downloaded from either site.

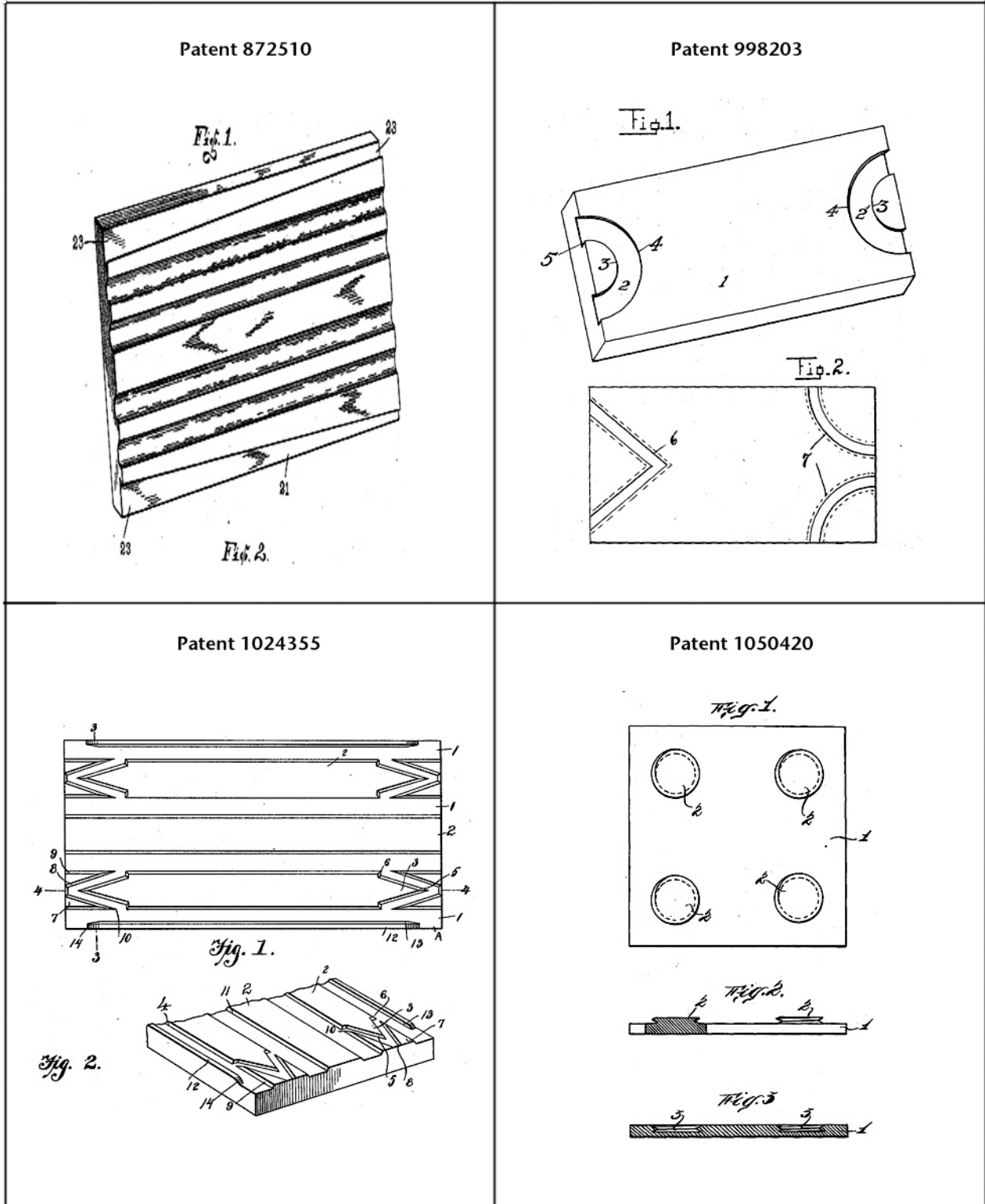
<p style="text-align: center;">Patent 121029</p> <p style="text-align: center;"><i>Fig. 1.</i></p>  <p style="text-align: center;"><i>Fig. 2.</i></p>  <p style="text-align: center;"><i>Fig. 3.</i></p> 	<p style="text-align: center;">Patent 336242</p>  <p style="text-align: center;">Fig. 1.</p>  <p style="text-align: center;">Fig. 2.</p>
<p style="text-align: center;">Patent 457925</p> <p style="text-align: center;">FIG. 3.</p>  <p style="text-align: center;">FIG. 4.</p>  <p style="text-align: center;">FIG. 5.</p> 	<p style="text-align: center;">Patent 471339</p>  <p style="text-align: center;">FIG. 2.</p>  <p style="text-align: center;">FIG. 3.</p>  <p style="text-align: center;">FIG. 4.</p>  <p style="text-align: center;">FIG. 5.</p> 



A FIELD GUIDE TO THE KEY PATTERNS ON THE BACKS OF UNITED STATES CERAMIC TILES,  
1870s-1930s (3rd Edition)

Appendix II

Patent Drawings





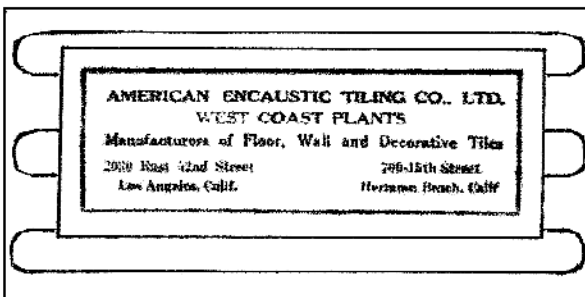
A FIELD GUIDE TO THE KEY PATTERNS ON THE BACKS OF UNITED STATES CERAMIC TILES,  
1870s-1930s (3rd Edition)

APPENDIX III

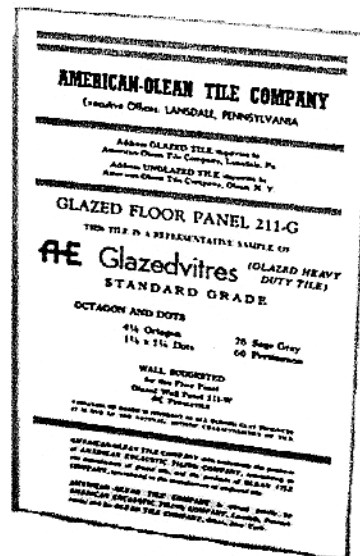
Paper Labels Found on Tiles, Salesman Sample Boards, etc.



AET--used at least from 1885-1895.



AET/CA paper label on a 3" x 6" tile.



American-Olean paper label from a salesman's sample board c. 1940s.


A FIELD GUIDE TO THE KEY PATTERNS ON THE BACKS OF UNITED STATES CERAMIC TILES,  
1870s-1930s (3rd Edition)

APPENDIX III

Paper Labels Found on Tiles, Salesman Sample Boards, etc.



This Buffalo Ceramic Supply Center paper label was found on the frame of a tile. It is possible that this company was associated with Buffalo Pottery.

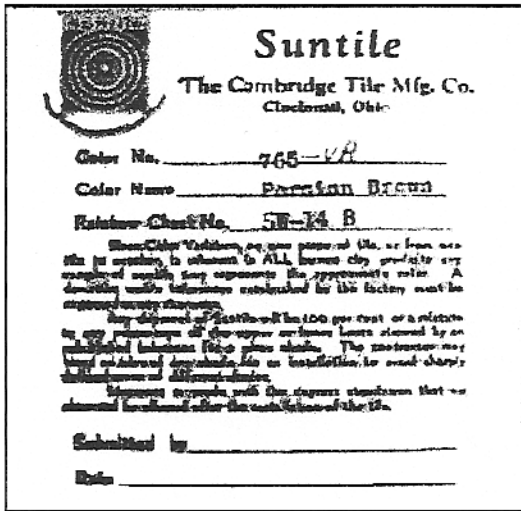


California Faience

A FIELD GUIDE TO THE KEY PATTERNS ON THE BACKS OF UNITED STATES CERAMIC TILES,  
1870s-1930s (3rd Edition)

APPENDIX III

Paper Labels Found on Tiles, Salesman Sample Boards, etc.




Cambridge Tile Mfg. Co.



The Claycraft Company of Columbus, OH



Enfield Pottery & Tile Works


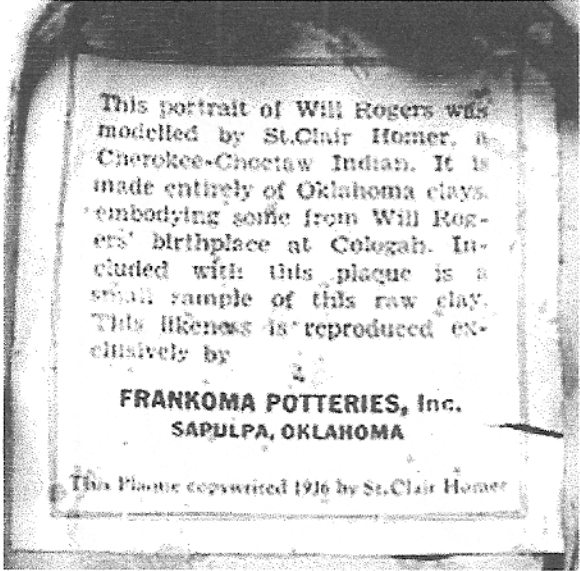


Enfield Pottery & Tile Works--two paper labels found on plaques.

A FIELD GUIDE TO THE KEY PATTERNS ON THE BACKS OF UNITED STATES CERAMIC TILES,  
1870s-1930s (3rd Edition)

APPENDIX III

Paper Labels Found on Tiles, Salesman Sample Boards, etc.

 <p>Franklin Tile Co.--9" tile with a paper label</p>	 <p>Frankoma Potteries--paper label found on a tile plaque.</p>

A FIELD GUIDE TO THE KEY PATTERNS ON THE BACKS OF UNITED STATES CERAMIC TILES,  
1870s-1930s (3rd Edition)

APPENDIX III

Paper Labels Found on Tiles, Salesman Sample Boards, etc.



A fake Grueby paper label found on the back of a fake Grueby "Pomegranate" tile. (1e)






A red clay body tile of a four-petaled flower with a fake Grueby paper label.



A FIELD GUIDE TO THE KEY PATTERNS ON THE BACKS OF UNITED STATES CERAMIC TILES,  
1870s-1930s (3rd Edition)

APPENDIX III

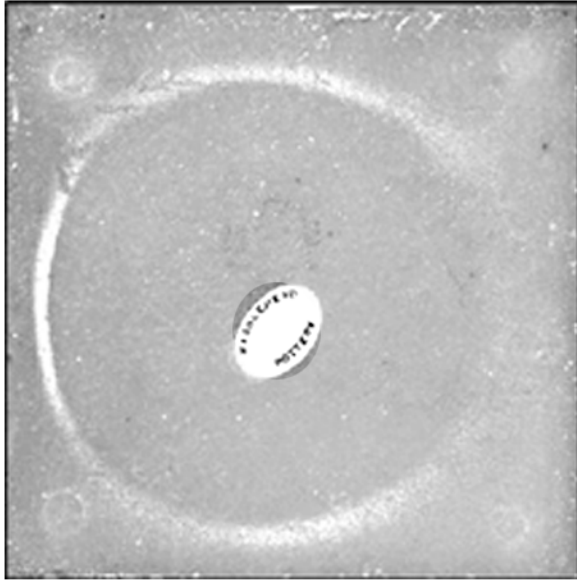
Paper Labels Found on Tiles, Salesman Sample Boards, etc.

 <p>Grueby--two paper labels found on the side edge of a 9" tile (67a)</p>	 <p>Harris Strong paper label, c. 1950s</p>
 <p>Ludowici-Celadon Company--3" x 4" paper label on a sample tile.</p>	


A FIELD GUIDE TO THE KEY PATTERNS ON THE BACKS OF UNITED STATES CERAMIC TILES,  
1870s-1930s (3rd Edition)

APPENDIX III

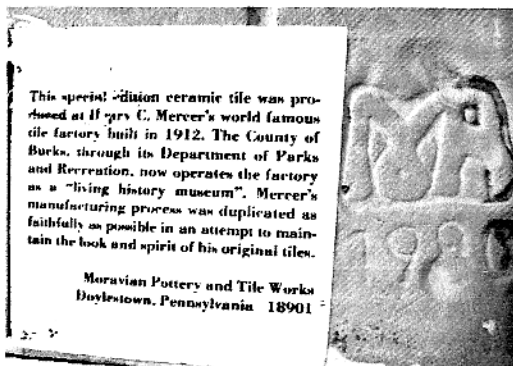
Paper Labels Found on Tiles, Salesman Sample Boards, etc.



Marblehead--4 1/2" tile with an oval paper label: "MARBLEHEAD POTTERIES".



Marblehead--1 5/8"D paper label



Moravian paper label, 1980

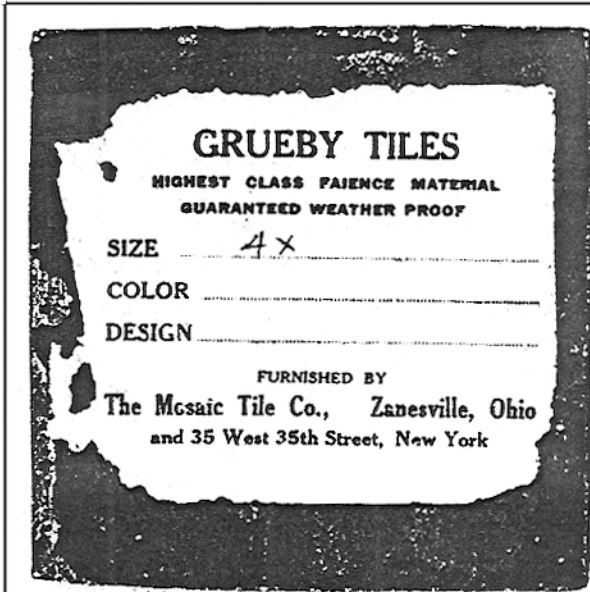


Mosaic--a printed label on cork backing.


A FIELD GUIDE TO THE KEY PATTERNS ON THE BACKS OF UNITED STATES CERAMIC TILES,  
1870s-1930s (3rd Edition)

APPENDIX III

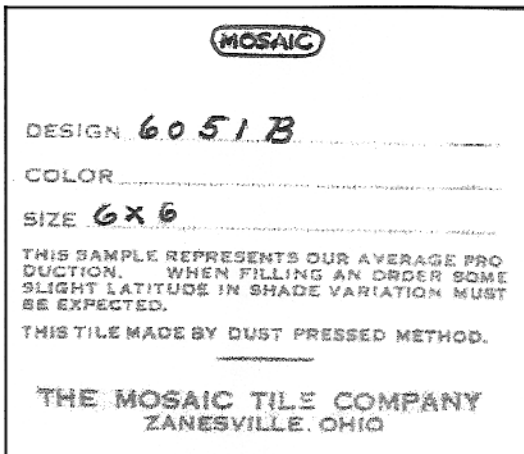
Paper Labels Found on Tiles, Salesman Sample Boards, etc.



Mosaic Tile Co.--paper label on a 4" Grueby tile. Mosaic may have taken some responsibility for Grueby stock after Grueby went out of business and before Pardee bought Grueby out in 1919.



Mosaic Tile Co.--paper label on a c. 1954 tile.



Mosaic Tile Co.--paper label found on a 6" tile, c. 1950s




Mueller Mosaic Company--paper label



A FIELD GUIDE TO THE KEY PATTERNS ON THE BACKS OF UNITED STATES CERAMIC TILES,  
1870s-1930s (3rd Edition)



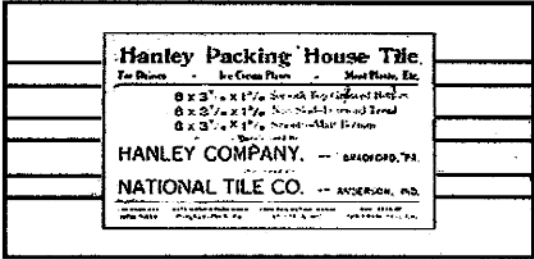
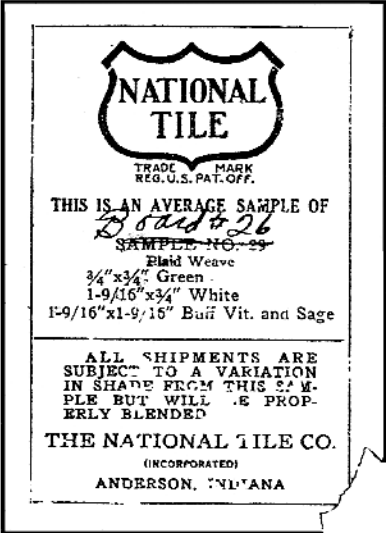
Paper Labels Found on Tiles, Salesman Sample Boards, etc.

<p>a</p>  <p>MM--6"H, 6"W</p>	<p>b</p>	<p>c</p>
<p>d</p>	<p>e</p>	<p>f</p>
<p>g</p>	<p>h</p>	<p>i</p>

A FIELD GUIDE TO THE KEY PATTERNS ON THE BACKS OF UNITED STATES CERAMIC TILES,  
1870s-1930s (3rd Edition)

APPENDIX III




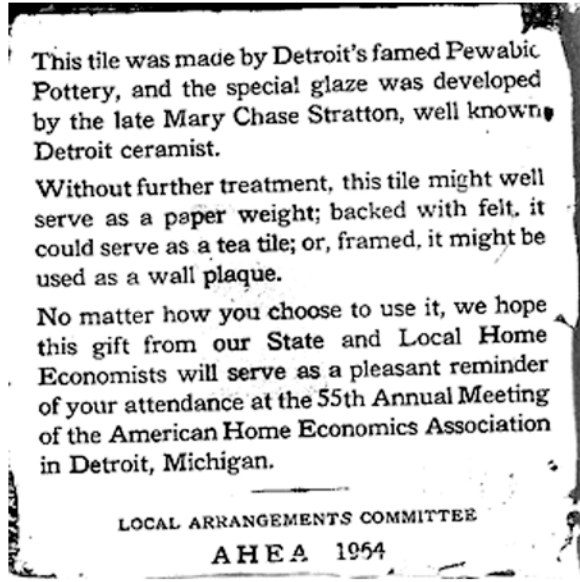
Paper Labels Found on Tiles, Salesman Sample Boards, etc.

 <p>DESIGN 648-S. 6x6</p> <p>SAMPLE OF COLOR No.</p> <p><b>Hand-made Faience</b> Manufactured by <b>Mueller Mosaic Company</b> TRENTON, NEW JERSEY</p> <p>Mueller Mosaic Company</p>	 <p><b>Hand-made Faience</b> Mueller Mosaic Company Trenton, N. J.</p>
 <p><b>Hanley Packing House Tile</b> For Floors - Ice Cream Parlor - Meat Plants, Etc.</p> <p>6 x 3" x 1 1/2" Smooth Top Glazed Rectangular 6 x 3 1/2" x 1 1/2" Non-Skid Glazed Rectangular 6 x 3" x 1 1/2" Smooth-Mat Rectangular</p> <p>HANLEY COMPANY, -- ANDERSON, IN.</p> <p>NATIONAL TILE CO. -- ANDERSON, IN.</p> <p>National Tile Co.--paper label on a 3" x 6" tile.</p>	 <p><b>NATIONAL TILE</b> TRADE MARK REG. U.S. PAT. OFF.</p> <p>THIS IS AN AVERAGE SAMPLE OF <i>Board #26</i> SAMPLE NO. 29</p> <p>Hand Weave 3/4" x 3/4" Green 1-9/16" x 3/4" White 1-9/16" x 1-9/16" Buff Vit. and Sage</p> <p>ALL SHIPMENTS ARE SUBJECT TO A VARIATION IN SHADE FROM THIS SAMPLE BUT WILL BE PROPERLY BLENDED</p> <p>THE NATIONAL TILE CO. (INCORPORATED) ANDERSON, INDIANA</p> <p>National Tile Co.--paper label found on a salesman's sample board.</p>

A FIELD GUIDE TO THE KEY PATTERNS ON THE BACKS OF UNITED STATES CERAMIC TILES,  
1870s-1930s (3rd Edition)

APPENDIX III

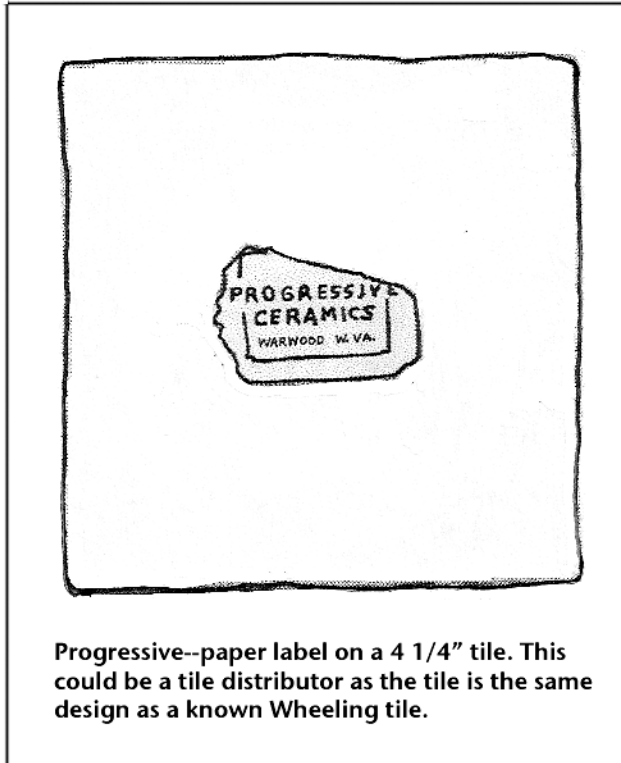
Paper Labels Found on Tiles, Salesman Sample Boards, etc.

 <p>National--two paper labels found on a salesman's sample board</p>	 <p>Newcomb--paper label and marks on a 4"D circular tile</p>
 <p>Paul Revere Pottery</p>	 <p>Pewabic--label on a 3 3/4" tile, c. 1964.</p>

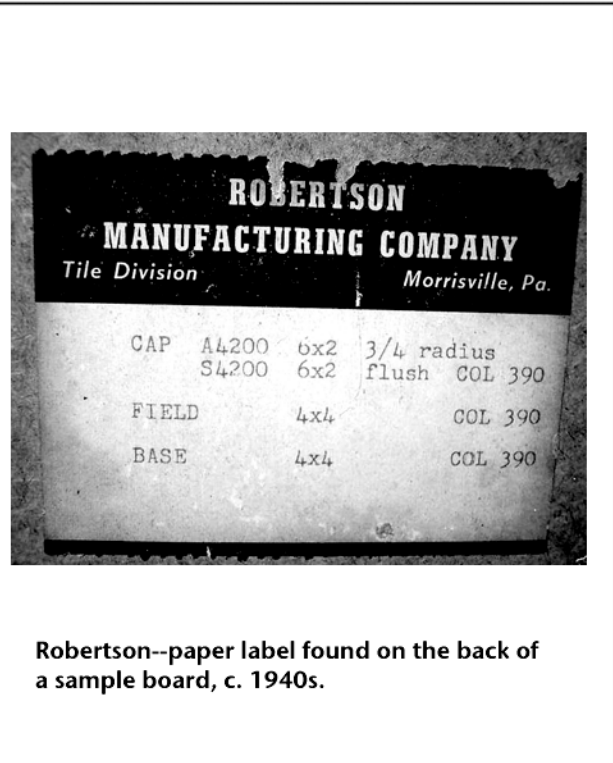
A FIELD GUIDE TO THE KEY PATTERNS ON THE BACKS OF UNITED STATES CERAMIC TILES,  
1870s-1930s (3rd Edition)

APPENDIX III

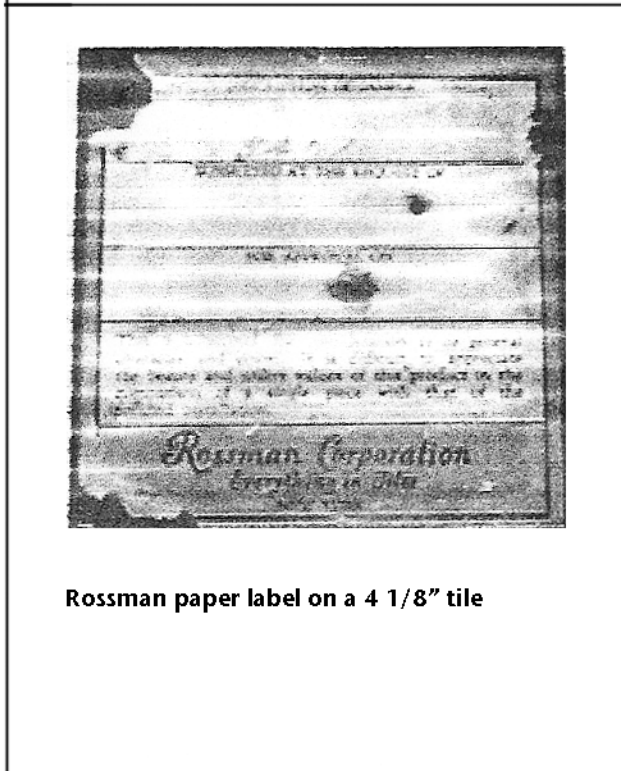
Paper Labels Found on Tiles, Salesman Sample Boards, etc.



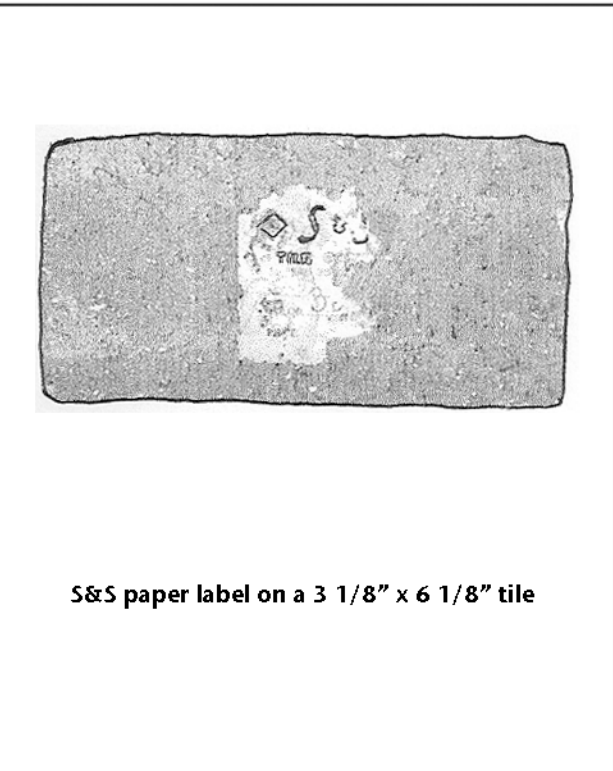
Progressive--paper label on a 4 1/4" tile. This could be a tile distributor as the tile is the same design as a known Wheeling tile.



Robertson--paper label found on the back of a sample board, c. 1940s.



Rossman paper label on a 4 1/8" tile



S&S paper label on a 3 1/8" x 6 1/8" tile

A FIELD GUIDE TO THE KEY PATTERNS ON THE BACKS OF UNITED STATES CERAMIC TILES,  
1870s-1930s (3rd Edition)

APPENDIX III


Paper Labels Found on Tiles, Salesman Sample Boards, etc.



Summitville paper label



Tudor Potteries



United States Quarry Tile Co.--1939  
paper label.



United States Quarry Tile Co.--paper  
label found on a 6" tile.

A FIELD GUIDE TO THE KEY PATTERNS ON THE BACKS OF UNITED STATES CERAMIC TILES,  
1870s-1930s (3rd Edition)

APPENDIX III

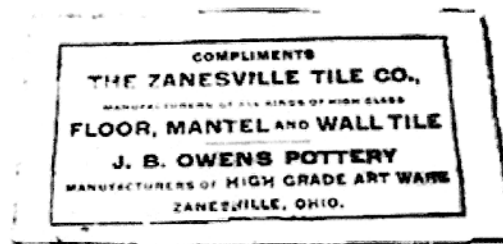
Paper Labels Found on Tiles, Salesman Sample Boards, etc.



Walrich Pottery



S. A. Weller Co. --paper label found  
on a 4 1/4" tile.



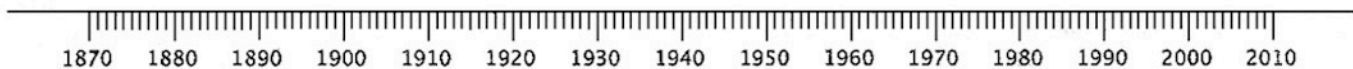
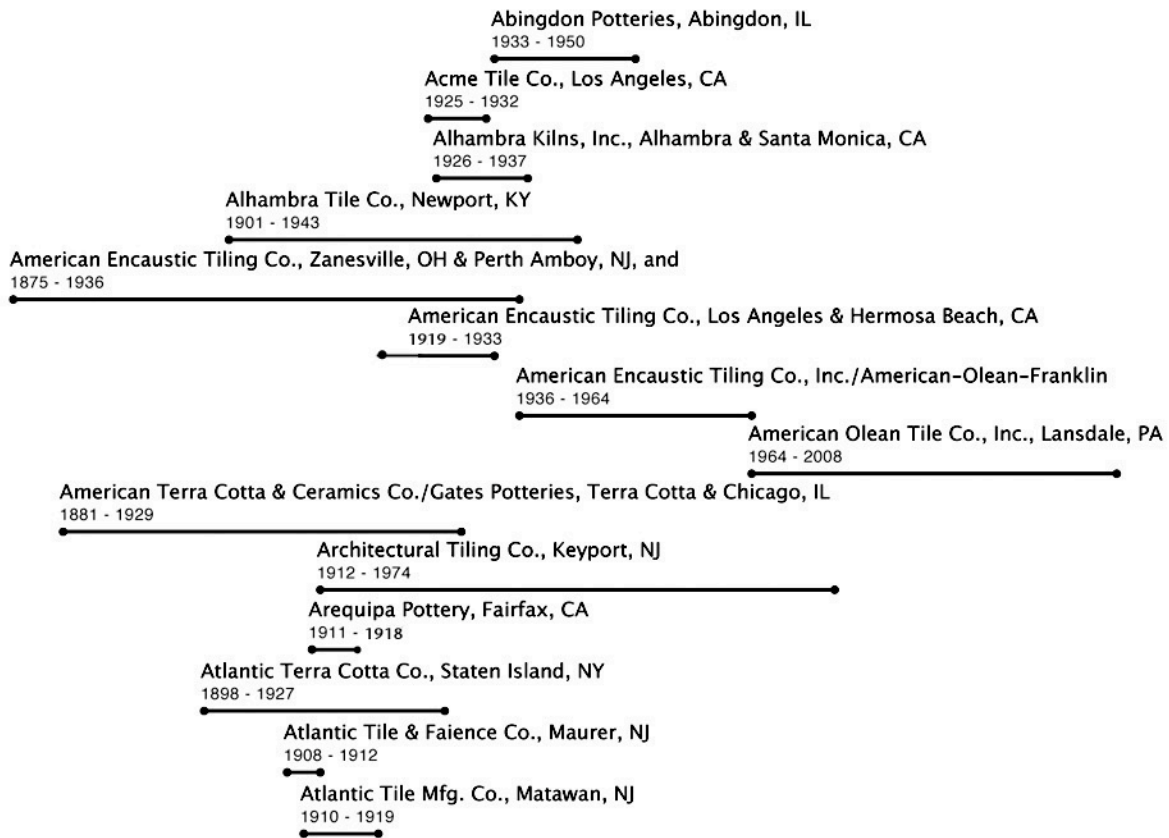
Zanesville Tile Co./J.B. Owens Pottery, c. 1905-07

**A FIELD GUIDE TO THE KEY PATTERNS ON THE BACKS OF UNITED STATES CERAMIC TILES,  
1870s-1930s (3rd Edition)**

**Appendix IV**

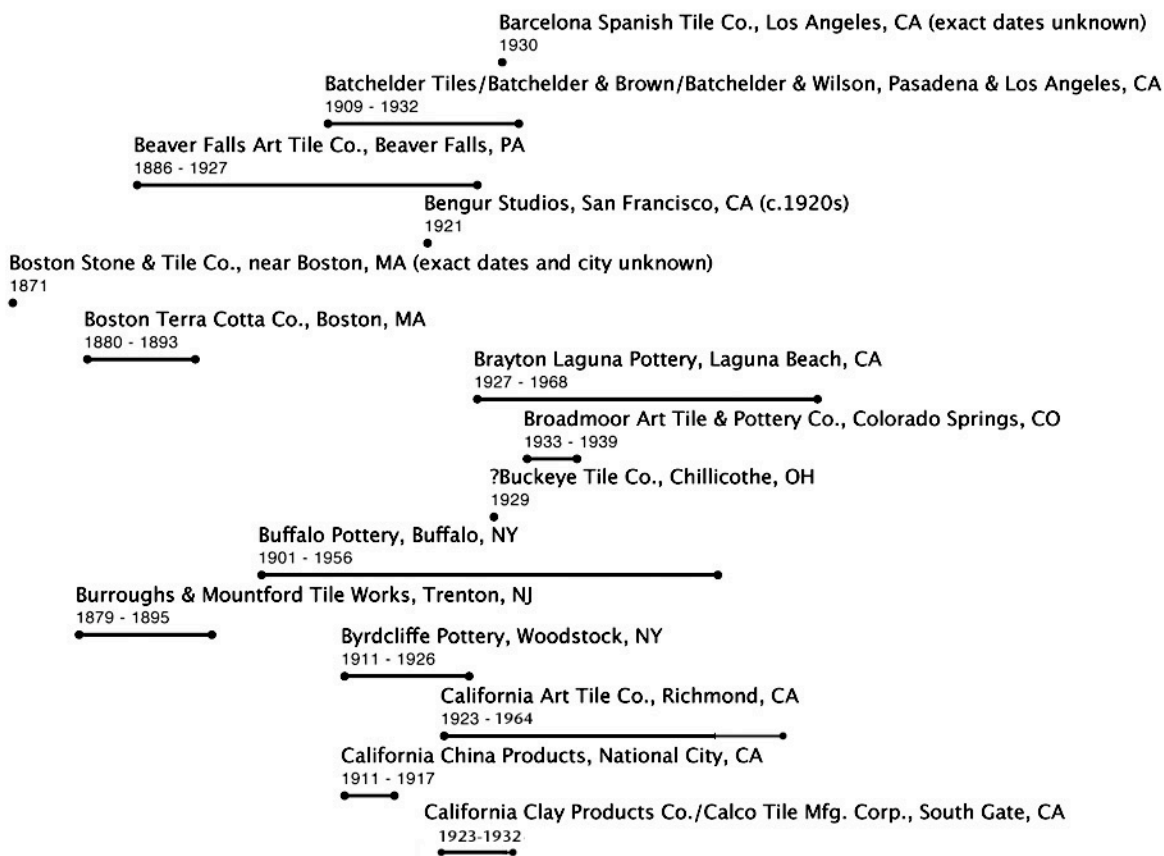
**U. S. Tile Companies Timeline**

The start and end dates for the tile companies listed below come from many sources, some of which are conflicting. All of the dates are based on the information available at the time of writing and all are subject to change when more accurate information becomes available. This timeline stops at 2008, but some tile companies that have an end date of 2008, such as American Olean, Gladding McBean, and Ludowici, are still in existence.



**A FIELD GUIDE TO THE KEY PATTERNS ON THE BACKS OF UNITED STATES CERAMIC TILES,  
1870s-1930s (3rd Edition)**

**Appendix IV**



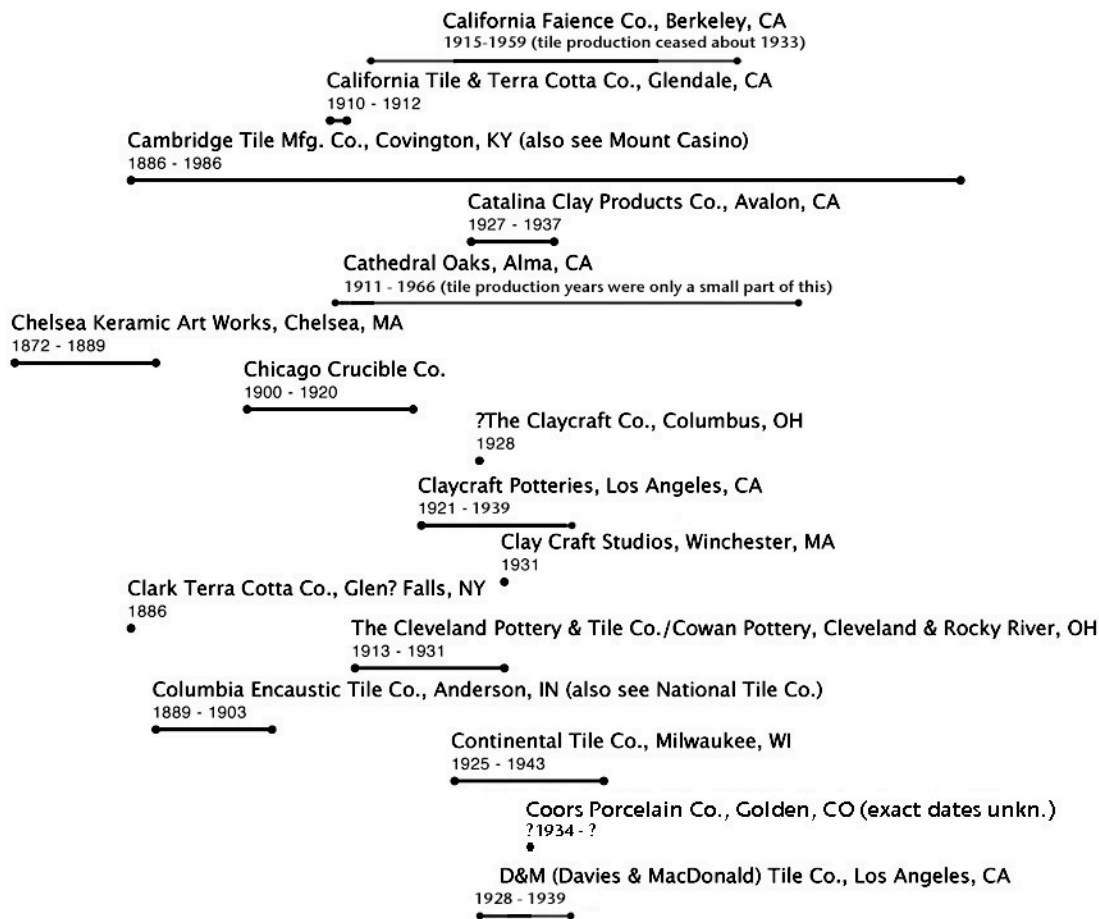
1870 1880 1890 1900 1910 1920 1930 1940 1950 1960 1970 1980 1990 2000 2010

**U. S. Tile Companies Timeline**



**A FIELD GUIDE TO THE KEY PATTERNS ON THE BACKS OF UNITED STATES CERAMIC TILES,  
1870s-1930s (3rd Edition)**

**Appendix IV**

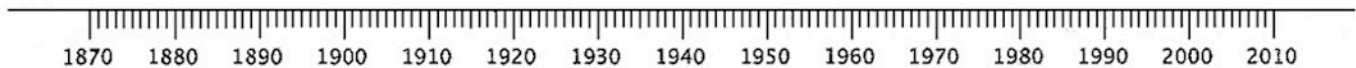
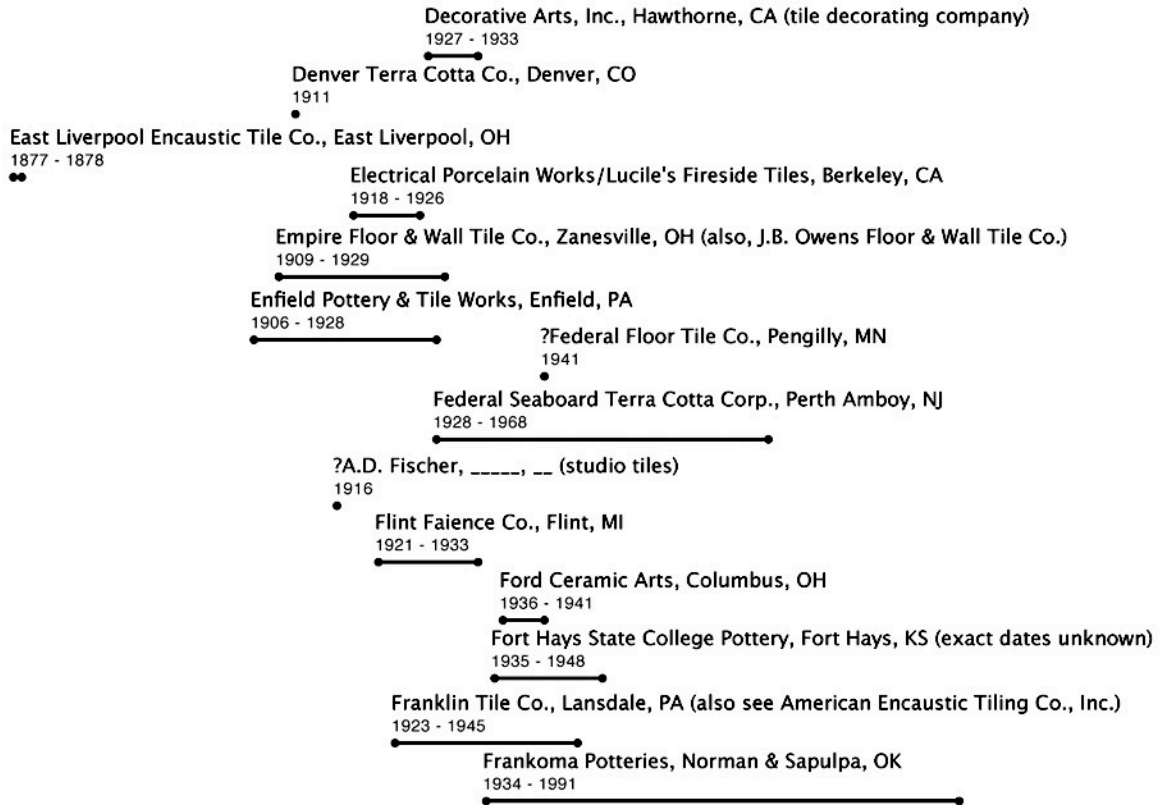


1870 1880 1890 1900 1910 1920 1930 1940 1950 1960 1970 1980 1990 2000 2010

**U. S. Tile Companies Timeline**

**A FIELD GUIDE TO THE KEY PATTERNS ON THE BACKS OF UNITED STATES CERAMIC TILES,  
1870s-1930s (3rd Edition)**

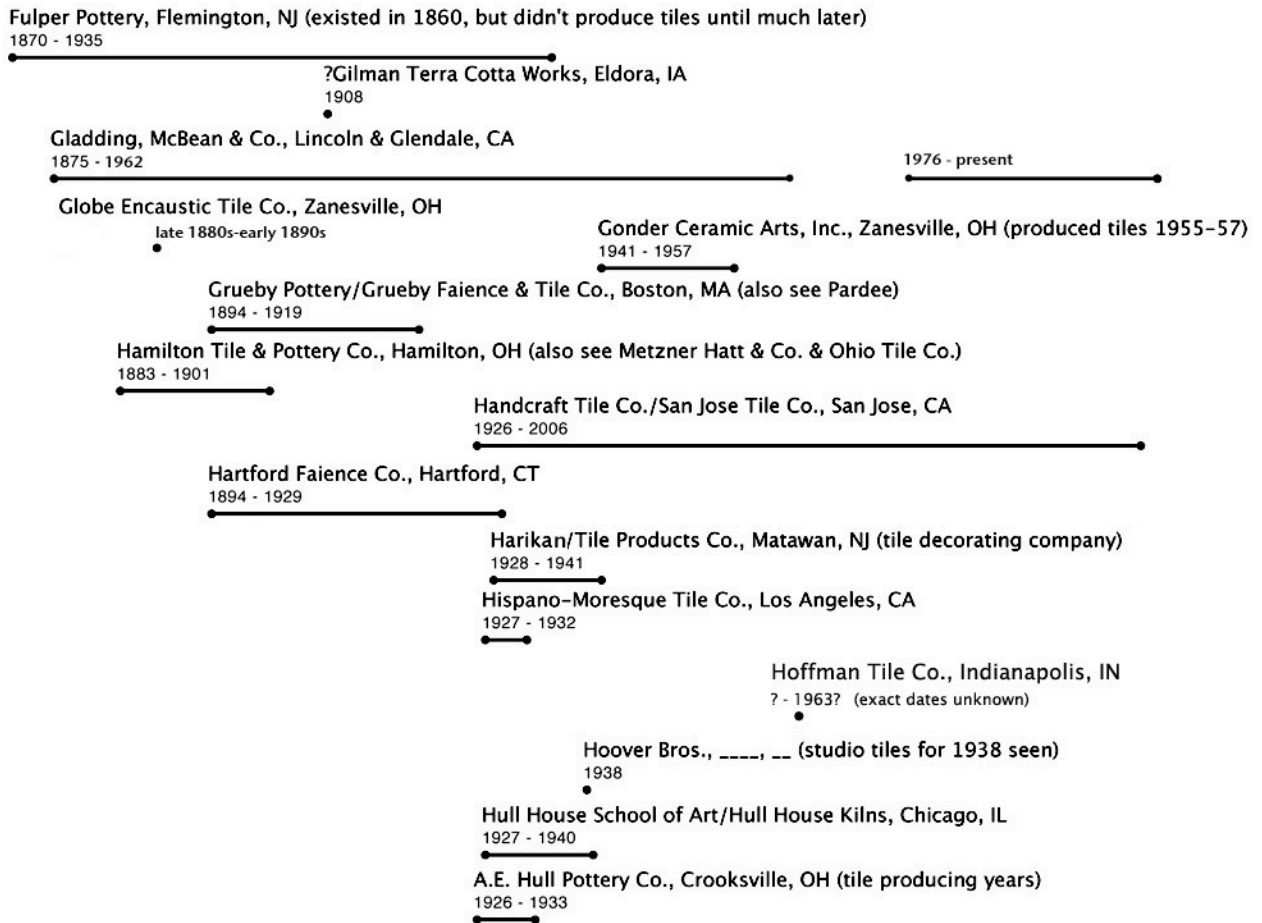
**Appendix IV**



**U. S. Tile Companies Timeline**

**A FIELD GUIDE TO THE KEY PATTERNS ON THE BACKS OF UNITED STATES CERAMIC TILES,  
1870s-1930s (3rd Edition)**

**Appendix IV**

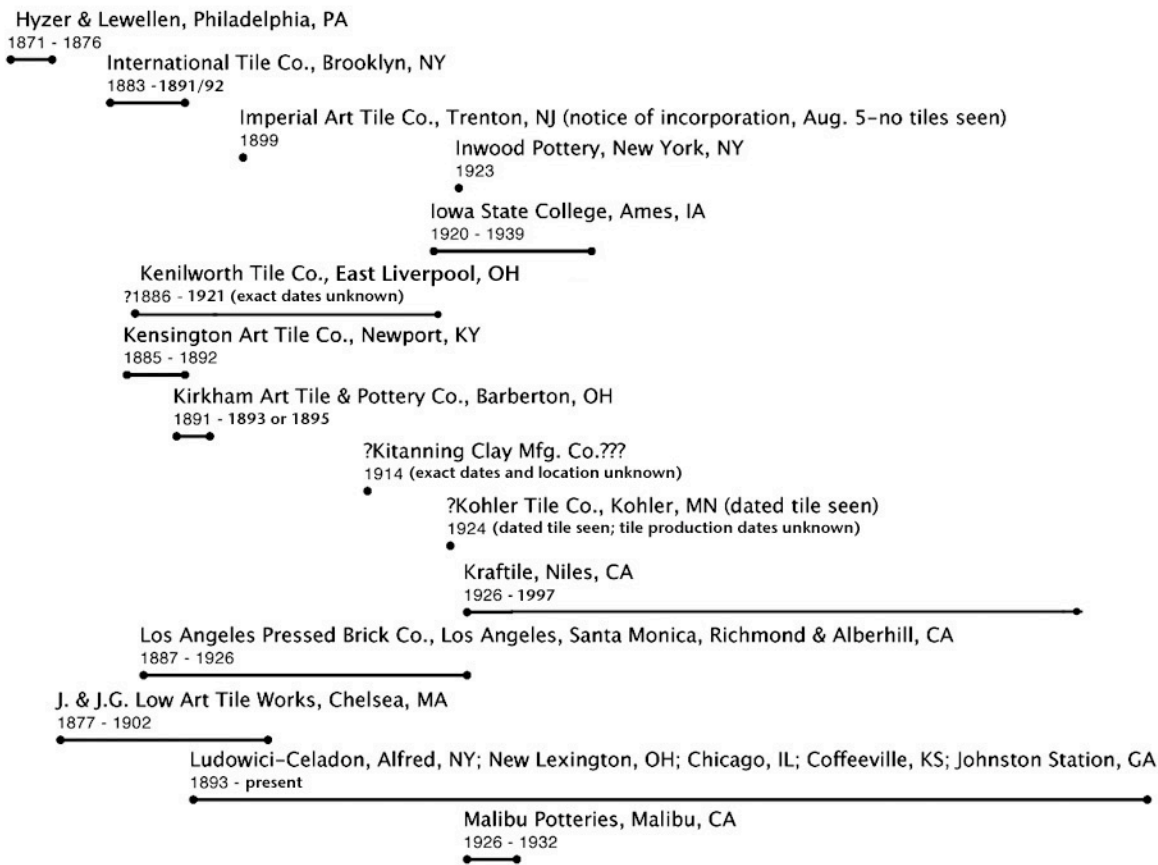


1870 1880 1890 1900 1910 1920 1930 1940 1950 1960 1970 1980 1990 2000 2010

**U. S. Tile Companies Timeline**

**A FIELD GUIDE TO THE KEY PATTERNS ON THE BACKS OF UNITED STATES CERAMIC TILES,  
1870s-1930s (3rd Edition)**

**Appendix IV**

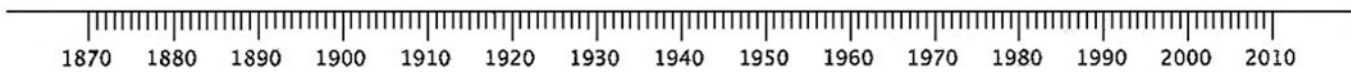
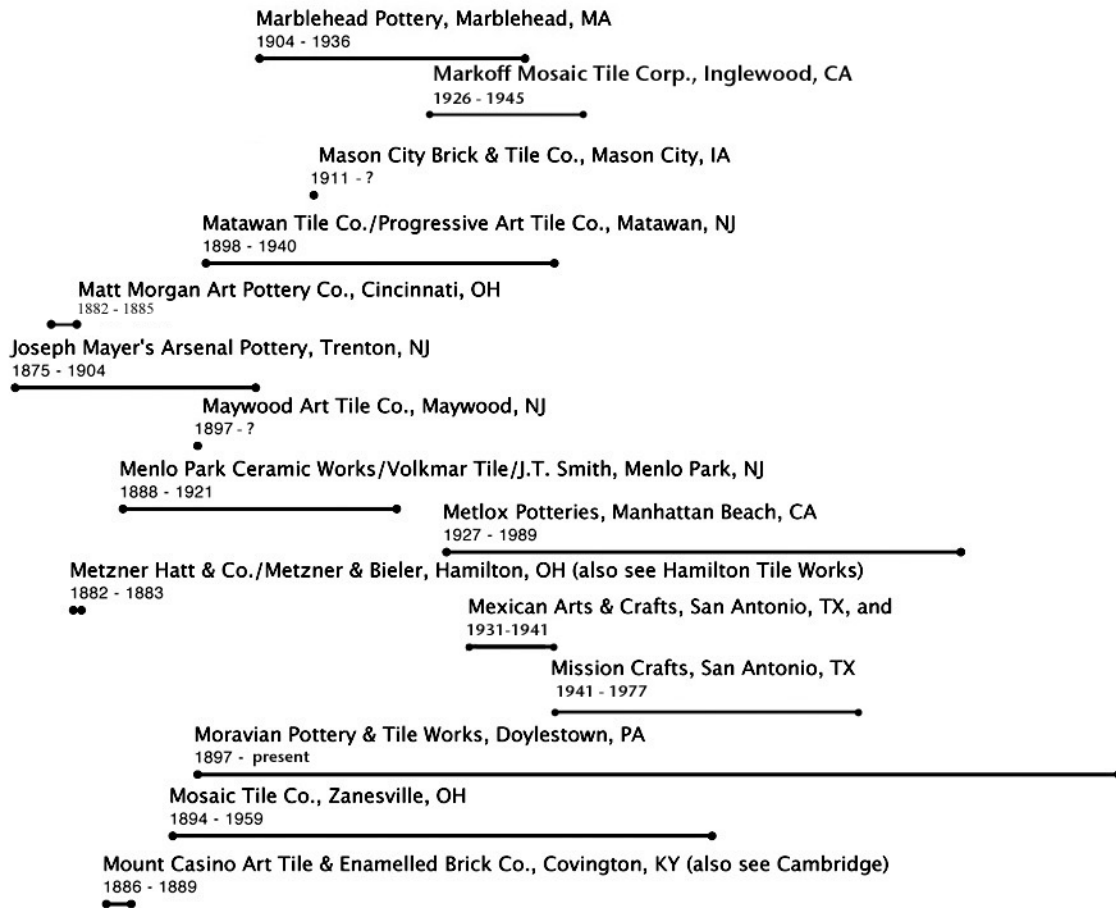


1870 1880 1890 1900 1910 1920 1930 1940 1950 1960 1970 1980 1990 2000 2010

**U. S. Tile Companies Timeline**

**A FIELD GUIDE TO THE KEY PATTERNS ON THE BACKS OF UNITED STATES CERAMIC TILES,  
1870s-1930s (3rd Edition)**

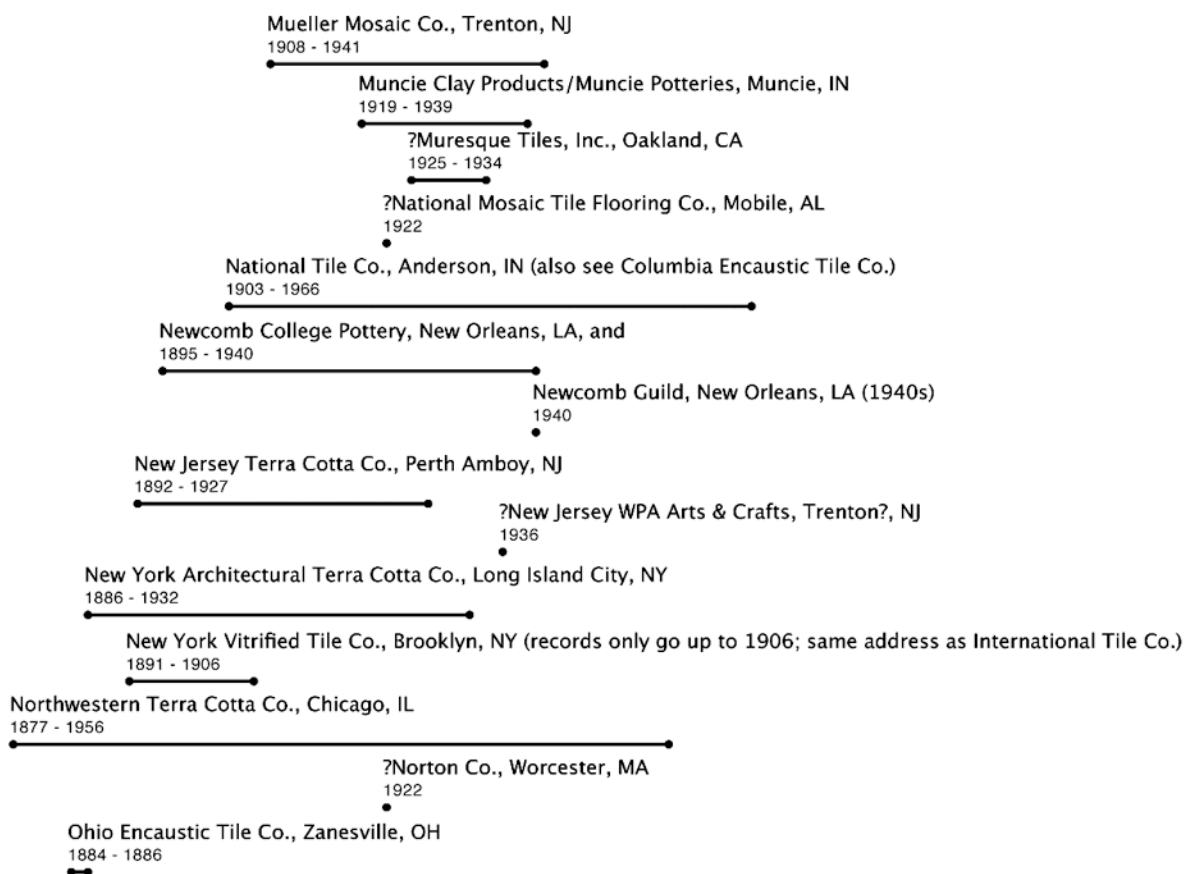
**Appendix IV**



**U. S. Tile Companies Timeline**

**A FIELD GUIDE TO THE KEY PATTERNS ON THE BACKS OF UNITED STATES CERAMIC TILES,  
1870s-1930s (3rd Edition)**

**Appendix IV**

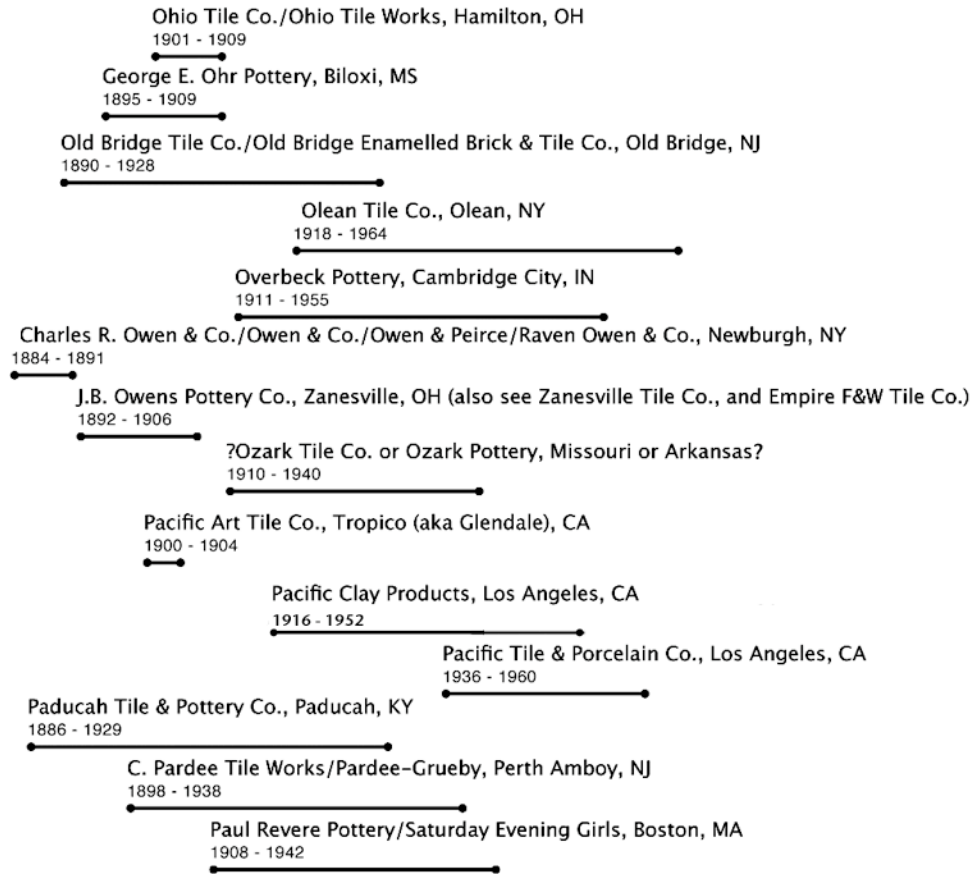


1870 1880 1890 1900 1910 1920 1930 1940 1950 1960 1970 1980 1990 2000 2010

**U. S. Tile Companies Timeline**

**A FIELD GUIDE TO THE KEY PATTERNS ON THE BACKS OF UNITED STATES CERAMIC TILES,  
1870s-1930s (3rd Edition)**

**Appendix IV**

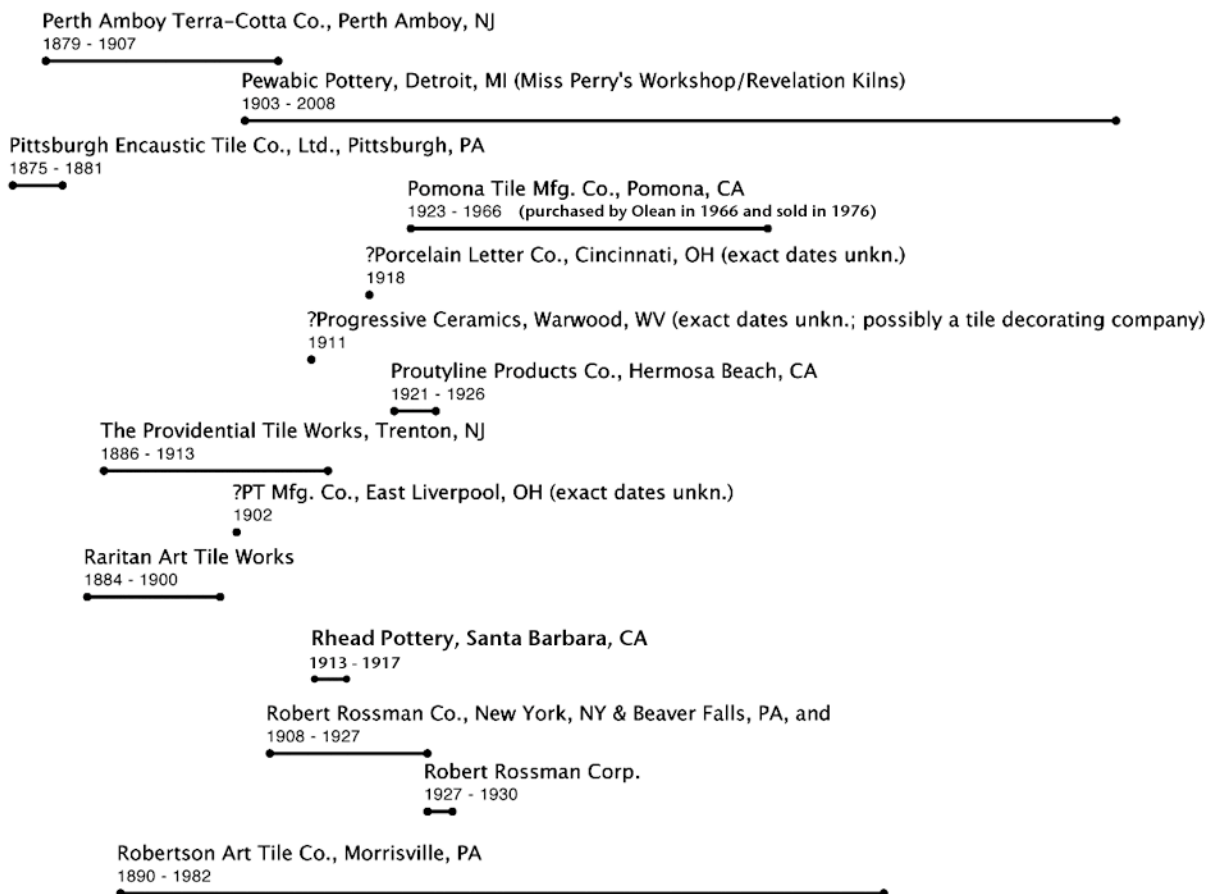


1870 1880 1890 1900 1910 1920 1930 1940 1950 1960 1970 1980 1990 2000 2010

**U. S. Tile Companies Timeline**

**A FIELD GUIDE TO THE KEY PATTERNS ON THE BACKS OF UNITED STATES CERAMIC TILES,  
1870s-1930s (3rd Edition)**

**Appendix IV**



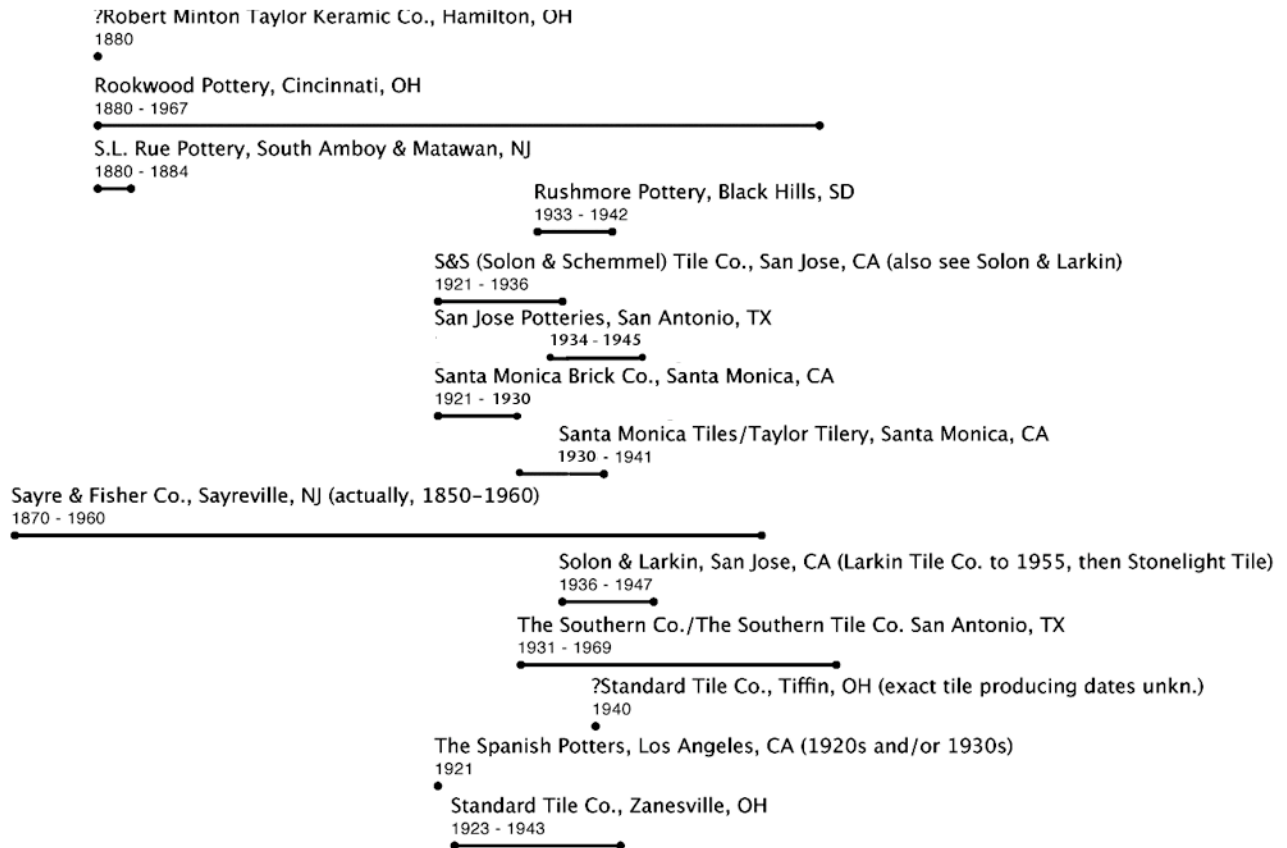
1870 1880 1890 1900 1910 1920 1930 1940 1950 1960 1970 1980 1990 2000 2010

**U. S. Tile Companies Timeline**



**A FIELD GUIDE TO THE KEY PATTERNS ON THE BACKS OF UNITED STATES CERAMIC TILES,  
1870s-1930s (3rd Edition)**

**Appendix IV**

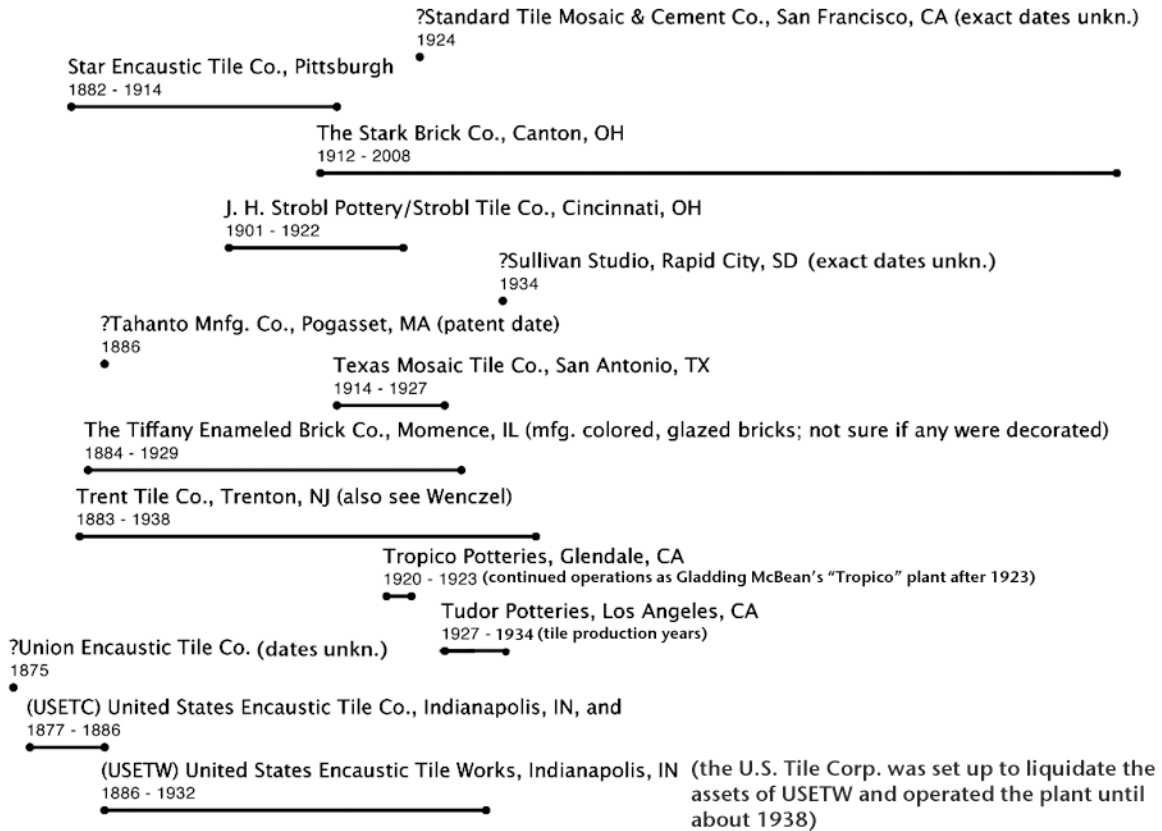


1870 1880 1890 1900 1910 1920 1930 1940 1950 1960 1970 1980 1990 2000 2010

**U. S. Tile Companies Timeline**

**A FIELD GUIDE TO THE KEY PATTERNS ON THE BACKS OF UNITED STATES CERAMIC TILES,  
1870s-1930s (3rd Edition)**

**Appendix IV**

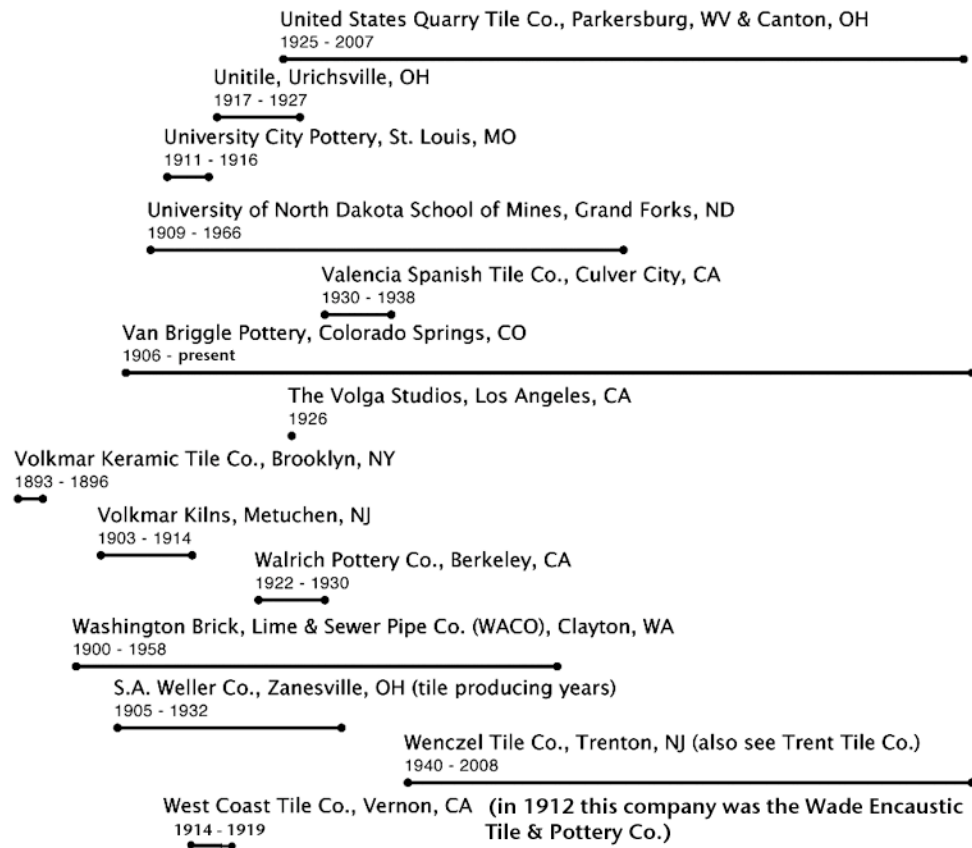


1870 1880 1890 1900 1910 1920 1930 1940 1950 1960 1970 1980 1990 2000 2010

**U. S. Tile Companies Timeline**

**A FIELD GUIDE TO THE KEY PATTERNS ON THE BACKS OF UNITED STATES CERAMIC TILES,  
1870s-1930s (3rd Edition)**

**Appendix IV**

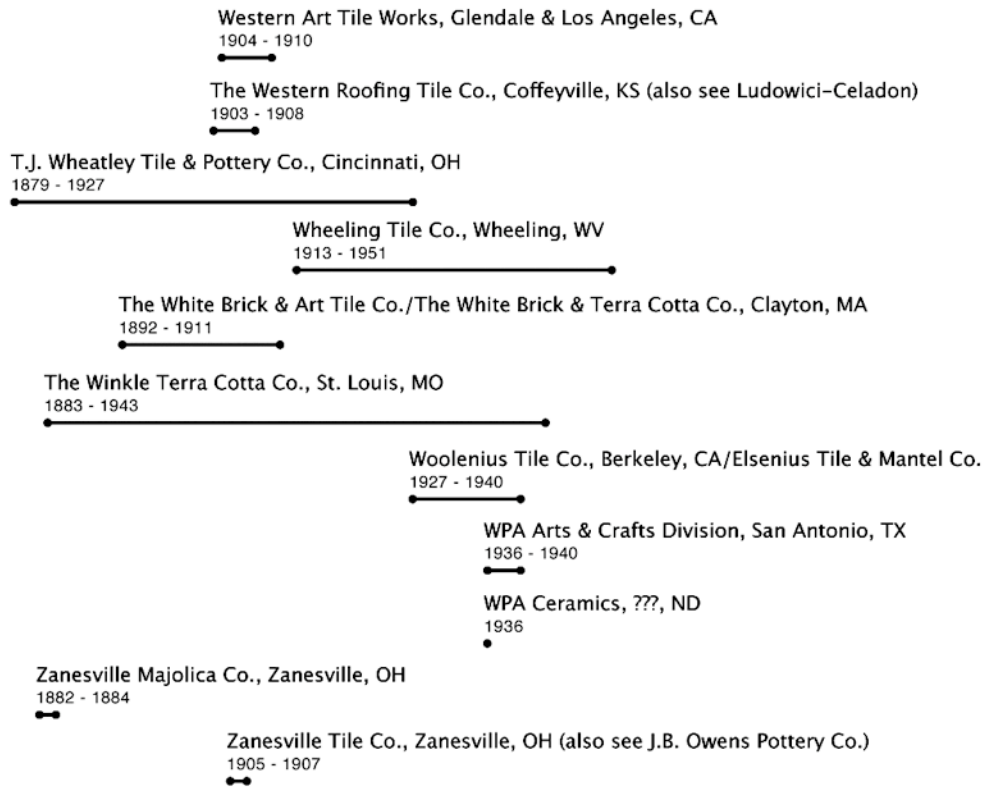


1870 1880 1890 1900 1910 1920 1930 1940 1950 1960 1970 1980 1990 2000 2010

**U. S. Tile Companies Timeline**

**A FIELD GUIDE TO THE KEY PATTERNS ON THE BACKS OF UNITED STATES CERAMIC TILES,  
1870s-1930s (3rd Edition)**

**Appendix IV**



1870 1880 1890 1900 1910 1920 1930 1940 1950 1960 1970 1980 1990 2000 2010

**U. S. Tile Companies Timeline**

**A FIELD GUIDE TO THE KEY PATTERNS ON THE BACKS OF UNITED STATES CERAMIC TILES,  
1870s -1930s (3rd Edition)**

**SELECTED BIBLIOGRAPHY and RESOURCES**

The American Ceramic Society, "Ohio Features Ceramic Genius: Walter D. Ford (1906-1988)", Flash Point, Vol. 4, No. 2, April-June 1991.

Austwick, Brian and Jill Austwick, The Decorated Tile, Collier MacMillan Canada Ltd., Don Mills, Ontario, Canada, 1980.

Baeck, Mario and Ulrich Hamburg, Thomas Rabenau, and Bart Verbrugge, Industrial Tiles 1840 - 1940, Erstes Deutsches Fliesenmuseum, Boizenburg, 2004.

Barber, Edwin Atlee, ed., Exhibition of Tiles, Pennsylvania Museum, Philadelphia, PA, 1915.

Barber, Edwin Atlee, The Pottery and Porcelain of the United States and Marks of American Potters, Feingold & Lewis, 1976 reprint of the 1893 original.

Barber, Edwin Atlee, POTTERY: Catalogue of American Potteries and Porcelains, Pennsylvania Museum and School of Industrial Art, Philadelphia, PA, 1893.

Barnard, Julian, Victorian Ceramic Tiles, New York Graphic Society, Ltd., Greenwich, CT, 1979.

Bell, Frederick, Notes on A 50-Year Revolution: A Profile of the Company Whose Innovations Brought Ceramic Tile into the 20th Century, American Olean Tile Company, Lansdale, PA, 1973.

Blair, C. Dean, The Potters and Potteries of Summit County 1828-1915, The Summit County Historical Society, Akron, OH, 1965, Reprinted, 1974 by Beacon Journal Publishing Co. of Akron, OH. (One of many valuable local histories.)

Blanchett, Chris, 20th Century Decorative British Tiles: Commercial Manufacturers A-H, Schiffer Publishing Ltd., Atglen, PA, 2006.

Blanchett, Chris, 20th Century Decorative British Tiles: Commercial Manufacturers J-W, Schiffer Publishing Ltd., Atglen, PA, 2006.

Blanchett, Chris, 20th Century Decorative British Tiles: Craft And Studio Tile Makers, Schiffer Publishing Ltd., Atglen, PA, 2006.

Bruhn, Thomas P., American Decorative Tiles 1870-1930, The William Benton Museum of Art, The University of Connecticut, Storrs, CT, 1979.

**A FIELD GUIDE TO THE KEY PATTERNS ON THE BACKS OF UNITED STATES CERAMIC TILES,  
1870s -1930s (3rd Edition)**

California Heritage Museum and Joseph Taylor, ed., California Tile: The Golden Era 1910-1940: Acme to Handcraft, Schiffer Publishing, Atglen, PA, 2003.

California Heritage Museum and Joseph Taylor, ed., California Tile: The Golden Era 1910-1940: Hispano-Moresque to Woolenius, Schiffer Publishing, Atglen, PA, 2003.

Carney, Margaret and Ken Galvas, Flint Faience Tiles A - Z, Schiffer Publishing Ltd., Atglen, PA, 2004.

Chalmers, Meg and Judy Young, The Saturday Evening Girls: Paul Revere Pottery, Schiffer Publishing Ltd., Atglen, PA, 2005.

Clegg, Peter and Diana Clegg, "Back Chat Our First Twenty Years", Glazed Expressions, Newsletter of the Tiles and Architectural Ceramics Society, Number 48, Winter 2003, pp. 3-5.

Cooper Hewitt Museum, American Art Pottery, Cooper Hewitt Museum, New York, NY, 1987.

Derwich, Jenny B. and Mary Latos, Dictionary Guide to United States Pottery and Porcelain, Jenstan Research in United States Pottery and Porcelain, Franklin, MI., Research in American Ceramics, Bloomfield Hills, MI., c. 1984.

Dobson, Edward, A Rudimentary Treatise on the Manufacture of Bricks and Tiles..., Crosby Lockwood and Co., London, England, 1882.

Doty, Riley, "A Collector's Guide to Backmarks on Bay Area Tiles", April 1994.

Downey, Lynn Alison, "Fred H. Wilde: His Life and Work" (Parts I-IV), Flash Point, V.1, No.1 to V. 2, No.1, January-March 1988 - January-March 1989.

Eidelberg, Martin and Jonathan Clancy, "The Men at the Matt Morgan Art Pottery", The Journal of the American Art Pottery Association, Vol. 26, No. 3, Summer 2010, pp. 6-11.

Evans, Paul, Art Pottery of the United States, Feingold & Lewis Publishing Corp., New York, NY, 1987.

Fiske & Company, Tapestry Brick and Tilework for Floors and Interior Walls, [Pamphlet] No. 29, Fiske & Co., Inc., Boston and New York City, 1913.

Forster, Ken, UND - A History and Comparative Study of the Art Pottery Made at the University of North Dakota, Marlin Media Publishing, Sarasota, FL, 2004.

**A FIELD GUIDE TO THE KEY PATTERNS ON THE BACKS OF UNITED STATES CERAMIC TILES,  
1870s -1930s (3rd Edition)**

Fowler, Sandie and Wendy Harvey, Art Nouveau Tiles c. 1890-1914, Schiffer Publishing Ltd., Atglen, PA, 2002.

Frost, Susan Toomey, "San Jose and Miz Harrie: Texas Tile with a Mission", Tile Heritage, Vol. II, No. 2, Fall 1995.

Frost, Susan Toomey, Colors on Clay: The San Jose Tile Workshops of San Antonio, Trinity University Press, San Antonio, TX, 2009.

Furnival William James, Leadless Decorative Tiles, Faience, and Mosaic Comprising Notes and Excerpts on the History, Materials, Manufacture & Use of Ornamental Flooring Tiles..., W. J. Furnival, Stone, Staffordshire, 1904, pp. 229-233.

Gascoigne, Bamber, How to Identify Prints, Second Edition, Thames Hudson, New York, NY, 2004.

Gates, William C., Jr. and Dana E. Ormerod, The East Liverpool, Ohio, Pottery District: Identification of Manufacturers and Marks, The Society for Historical Archaeology, California, PA, 1982.

Goldberg, David J., Potteries the story of Trenton's ceramic industry, Trenton Museum Society, Trenton, NJ, 1983 (revised 1998).

Henderson, Helen B., "In Search of...H. Kahn", Tile Heritage, V.III, No.2, Winter 1996/97.

Henderson, Helen B., "Tile Tales of the Bayshore", Keyport Historical Society, May 1995.

Henzke, Lucile, American Art Pottery, Thomas Nelson, Inc., Camden, NJ & New York, NY, 1970.

Karlson, Norman, The Encyclopedia of American Art Tiles: Region 1 New England States; Region 2 Mid-Atlantic States, Schiffer Publishing Ltd., Atglen, PA, 2005.

Karlson, Norman, The Encyclopedia of American Art Tiles: Region 3 Midwestern States, Schiffer Publishing Ltd., Atglen, PA, 2005.

Karlson, Norman, The Encyclopedia of American Art Tiles: Region 4 South And Southwestern States; Region 5 Northwest And Northern California, Schiffer Publishing Ltd., Atglen, PA, 2005.

Karlson, Norman, The Encyclopedia of American Art Tiles: Region 6 Southern California, Schiffer Publishing Ltd., Atglen, PA, 2005.

**A FIELD GUIDE TO THE KEY PATTERNS ON THE BACKS OF UNITED STATES CERAMIC TILES,  
1870s -1930s (3rd Edition)**

Koehler, Vance A., "Handmade *Looking* Tiles: 'Faience' in the American Tile Industry", Tile Heritage, V.III, No.2, Winter 1996/97.

Kovel, Ralph and Terry Kovel, Kovels' American Art Pottery: The Collector's Guide to Makers, Marks, and Factory Histories, Random House, New York, NY, 1993.

Kovel, Ralph and Terry Kovel, Kovels' New Dictionary of Marks: Pottery and Porcelain 1850 to Present, Random House, New York, NY, 1986.

Langenbeck, Karl, The Chemistry of Pottery, Chemical Publishing Co., Easton, PA, 1895.

Latte, Marie and Mark Latte, "Weller Tiles and Plaques", Journal of the American Art Pottery Association, Vol. 23, No. 6, Nov/Dec 2007, pp 16-24.

Lehner, Lois, Lehner's Encyclopedia of U.S. Marks on Pottery, Porcelain & Clay, Collector Books, Paducah, KY, 1988.

van Lemmen, Hans and Bart Verbrugge, Art Nouveau Tiles, Rizzoli International Publications, Inc., New York, 1999.

van Lemmen, Hans, Tiles--A Collector's Guide, Souvenir Press, Ltd., London, 1979.

Lemos. Pedro J. and Reta A. Lemos, Arts and Crafts Era Concrete Projects, Schiffer Publishing Ltd., Atglen, PA, 2008.

Lockett, Terence A., Collecting Victorian Tiles, Antique Collectors' Club, Woodbridge, Suffolk, England, 1988.

Mohr, Richard D., "The Look of Arts & Crafts Tiles: How American tile makers made a fashion of flatness", Old House Journal, January/February, 2004, pp. 44-49.

Mohr, Richard D., "Rookwood Faience Tiles: Their History, Designers, Techniques, and Styles - Part I", The Journal of the American Art Pottery Association, Vol. 26, No. 1, Winter 2010, pp. 16-41.

Mohr, Richard D., "Rookwood Faience Tiles...Part II", The Journal of the American Art Pottery Association, Vol. 26, No. 2, Spring 2010, pp. 12-28.

Mohr, Richard D., "Rookwood Faience Tiles...Part III", The Journal of the American Art Pottery Association, Vol. 26, No. 3, Summer 2010, pp. 12-26.



**A FIELD GUIDE TO THE KEY PATTERNS ON THE BACKS OF UNITED STATES CERAMIC TILES,  
1870s -1930s (3rd Edition)**

Monsour, Peter, "California Faience: A West Coast Pottery of the American Arts and Crafts Movement", Journal of the American Art Pottery Association, Vol. 12, No. 9, July-August 1996.

Montgomery, Susan J., The Ceramics of William H. Grueby, Arts & Crafts Quarterly Press, Lambertville, NJ, 1993.

Morse, Barbara White, "Low Art Tiles" (Parts 1-8), Flash Point, V.3, No.2 to V.5, No.2, April-June 1990 to April-June 1992.

Morse, Barbara White, "Tiles to Treasure: Posies, Pendants and a Plastic Sketch", Tile Heritage, V.III, No.2, Winter 1996/97.

Nelson, Scott H., Lois K. Crouch, Euphemia Demmin, and Robert Wyman Newton, A Collector's Guide to Van Briggles Pottery, A.G. Halldin Publishing Co., Indiana, PA, 1986.

Padwee, Michael Wayne, A Guide to the Patterns and Markings on the Backs of United States Ceramic Tiles, 1870s-1930s, The Whatnot Shop Press, Brooklyn, NY, 1997.

Padwee, Susan Ingham, "Art Tiles at the Centennial Exhibition Philadelphia, Pennsylvania", Tile Heritage, Vol. 6, No. 2, Spring 2001, pp. 18-30.

Padwee, Susan Ingham, The International Tile Company and the Economic, Sanitary, Social, and Aesthetic Context for the Development of the American Tile Industry, Unpublished Masters Thesis, History of the Decorative Arts, Cooper-Hewitt, National Design Museum and Parsons School of Design, 1998.

Parks, Janet, The Old World builds the New: The Guastavino Company and the technology of the Catalan vault, 1885-1962, Avery Architectural and Fine Arts Library and the Miriam and Ira D. Wallach Art Gallery, Columbia University in the City of New York, 1996.

Purviance, Evan and Louise, Zanesville Art Tile in Color, Wallace-Homestead Book Co., Des Moines, IA, 1972.

Reed, Cleota, Henry Chapman Mercer and the Moravian Pottery and Tile Works, University of Pennsylvania Press, Philadelphia, PA, 1989.

Rindge, Ronald L., Thomas W. Doyle, Toni Doyle, Charlotte H. Laubach, Frederick C. May, John J. Merrick, and John F. Rindge, Ceramic Art of the Malibu Potteries 1926 - 1932, The Malibu Lagoon Museum, Malibu, CA, 1994.

**A FIELD GUIDE TO THE KEY PATTERNS ON THE BACKS OF UNITED STATES CERAMIC TILES,  
1870s -1930s (3rd Edition)**

Rosenthal, Lee, Catalina Tile of the Magic Isle, Lynn Downey, ed., Windgate Press, Sausalito, CA, 1992.

Royka, Paul, Fireworks: New England Art Pottery of the Arts and Crafts Movement, Schiffer Publishing, Atglen, PA, 1997.

Sasicki, Richard, "Delightful Textures", Journal of the American Art Pottery Association, Vol. 9, No. 2, March-April 1994.

Seery, Bob and Mary Ellen Seery, "Strobl Pottery, Part I", The Journal of the American Art Pottery Association, Vol. 26, No. 3, Summer 2010, pp. 28-37.

Seery, Bob and Mary Ellen Seery, "Strobl Pottery, Family Roots Deep in Clay Soil-Part II", The Journal of the American Art Pottery Association, Vol. 26, No. 4, Fall 2010, pp. 6-13.

Sekora, John J., Ceramic Tile in 20th Century America, Jersey Shore Publications, Bay Head, NJ, 2003.

Sigafoose, Dick, American Art Pottery: A Collection of Pottery, Tiles, and Memorabilia, 1880-1950 : Identification & Values, Collector Books, Paducah, KY, 1997.

Simmermacher, René, Jugendstil Fliesen: Bestandskatalog des Badischen Landsmuseums Karlsruhe, Badischen Landsmuseums Karlsruhe, 2000.

Sims, Michael, "The Bluff Street Boys: Tile Manufacturing in Pittsburgh, Pennsylvania", Tile Heritage, Vol. 6, No. 1, Winter 2000-01, pp. 3-9.

Smith, Robert, Art Nouveau Tiles with Style, Robert Smith, England, 2009.

Stookey, Lee, Subway Ceramics A History and Iconography, Lee Stookey, Brooklyn, NY, 1992.

Stuart, Denis and R.J. Edwards, People of the Potteries: A dictionary of local biography, Department of Adult Education, University of Keele, Keele, England, 1985.

Taft, Lisa Factor, "Herman Carl Mueller: Architectural Ceramics and The Arts and Crafts Movement", New Jersey State Museum, Trenton, NJ, 1979.

Townsend, Everett, "Development of the Tile Industry in the United States", Chemical Abstracts and The Bulletin of the American Ceramic Society, V.22, No.5, May 15, 1943.

U.S. Ceramic Tile Co. Canton, OH, "A Proud History at U. S. Ceramic", Flash Point, V.3, No.1, January -March1990.

**A FIELD GUIDE TO THE KEY PATTERNS ON THE BACKS OF UNITED STATES CERAMIC TILES,  
1870s -1930s (3rd Edition)**

Wires, E. Stanley and Norris F. Schneider and Moses Mesre, Zanesville Decorative Tiles, Zane Antiques, Zanesville, OH, 1972.

The Tile Heritage Foundation has published reproductions of many vintage catalogs of United States tile manufacturers. A list of these catalogs and their prices can be found on the THF website, <http://tileheritage.org/>. The THF has also published a journal, Tile Heritage, and a newsletter, Flashpoint, both of which contain informative articles about historical tiles and tilemakers. In addition, if you can find them, the Perrault-Rago Gallery in Lambertville, NJ published four art tile auction catalogs from 1994-1997, and the Cincinnati Art Galleries, Cincinnati, OH published a tile auction catalog in 1999, all of which are helpful for tile identification.

Other sources of information are the websites of tile collector/historian Michael Swann (<http://www.derbycity.com/michael/home.html>); the Potteries of Trenton Society (<http://www.potteriesoftrentonsociety.org/>); the website of the Friends of Terra Cotta (<http://www.preserve.org/fotc/>); the American Art Pottery Association (<http://www.aapa.info/>); the Tiles and Architectural Ceramics Society of England (<http://www.tilesoc.org.uk/index.htm>); and Buckland Books is an excellent source for books and pamphlets about tiles and architectural ceramics (<http://www.bucklandbooks.co.uk/>). Two new educational/research websites for tiles were initiated in 2010: the “Historic U.S. tile installation database” at <https://sites.google.com/site/tileinstallationdb/>, and a website for articles relating to tiles, tile companies and tile installations at <http://tileresearcharticles.omeka.net/>.

There are also many ceramic museum and informational websites such as The East Liverpool, Ohio Museum of Ceramics (<http://www.themuseumofceramics.org/index.html>); the Potteries of East Liverpool website (<http://www.carnegie.lib.oh.us/potteries.htm>); the Museum of Medieval and Encaustic Tile (<http://www.euro-archt-salvage.com/msmpg.html>); the California Heritage Museum (<http://californiaheritagemuseum.org/>); the Ross C. Purdy Museum of Ceramics (<http://www.acers.org/purdymuseum/>); and the Everson Museum (<http://www.everson.org/home.php>), among others.

There are many commercial antique tile websites that are excellent resources. Some of these are Antique Articles (<http://antiquearticles.com/>); Karen Michelle-Antique Tiles (<http://antiquetiles.com/>); Bungalow Bill (<http://bungalowbill.com/>); Tile Heaven (<http://www.tile-heaven.co.uk/index.htm#info>); California tiles (<http://caltiles.com/>); Villa Lagoon Tile (<http://www.villalagoontile.com/history-of-encaustic-tiles.html>); Wells Tile & Antiques (<http://www.wellstile.com/>); and Zoe Voigt has an internet blog about tiles and tile history (<http://letstalktile.blogspot.com/>).

A FIELD GUIDE TO THE KEY PATTERNS ON THE BACKS OF UNITED STATES CERAMIC TILES,  
1870s-1930s (3rd Edition)

New Tilebacks

a	b	c
d	e	f
g	h	i

A FIELD GUIDE TO THE KEY PATTERNS ON THE BACKS OF UNITED STATES CERAMIC TILES,  
1870s-1930s (3rd Edition)

New Tilebacks

a	b	c
d	e	f
g	h	i

**A FIELD GUIDE TO THE KEY PATTERNS ON THE BACKS OF UNITED STATES CERAMIC TILES,  
1870s - 1930s (3rd Edition)**

**Notes**