



CAMERON AT A GLANCE





FROM THE PRESIDENT

The following pages provide a few facts and interesting items about Cameron University students, faculty and staff as well as information about budget, financial assistance, economic impact and community engagement. I have used this information when speaking to our new and returning faculty and staff, as well as with groups already very familiar with our institution, in order to reinforce our Core Values and to introduce the initiatives and activities planned for the 2014–2015 Academic Year.

Cameron students are at the heart of everything we do. Our outstanding faculty and staff are united in their commitment to providing access to the highest quality education. Our institutional focus on student success extends far beyond their initial enrollment. We are dedicated to helping each student reach his or her goal of earning a college degree or credential.

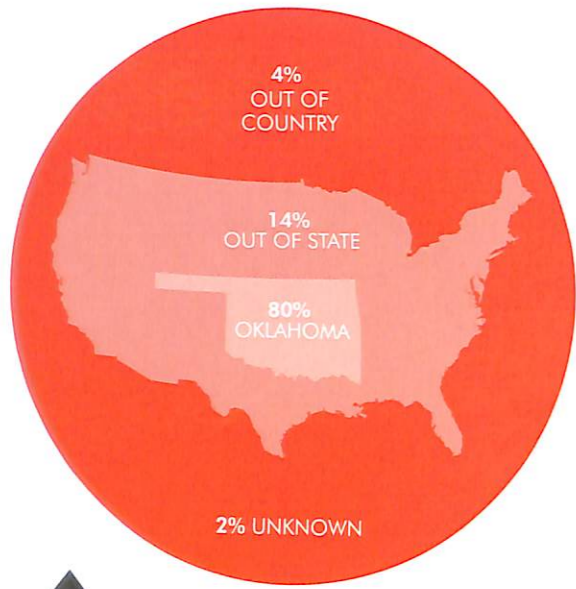
At Cameron, “Graduation Starts Today” is more than a slogan. This new initiative guides each student toward success and learning inside and outside the classroom and it reminds each of our employees of his or her responsibility to support that success. Our goals are to prepare all Cameron students for successful careers in their chosen fields and to motivate them to become the community leaders of tomorrow.

More complete and more formally presented information about our students, degree programs, employees, and budget may be found through our Institutional Transparency site at <http://www.cameron.edu/transparency> and through our Institutional Research Office site at <http://www.cameron.edu/iraa/factbook>.

On the heels of more than a decade of remarkable transformation, progress, and growth, the university is poised for continued success. We will continue to further the university’s mission and values by keeping our students front and center with an emphasis on the communities we serve. I am excited about the future of Cameron University and I hope you will be too.



ACCESS

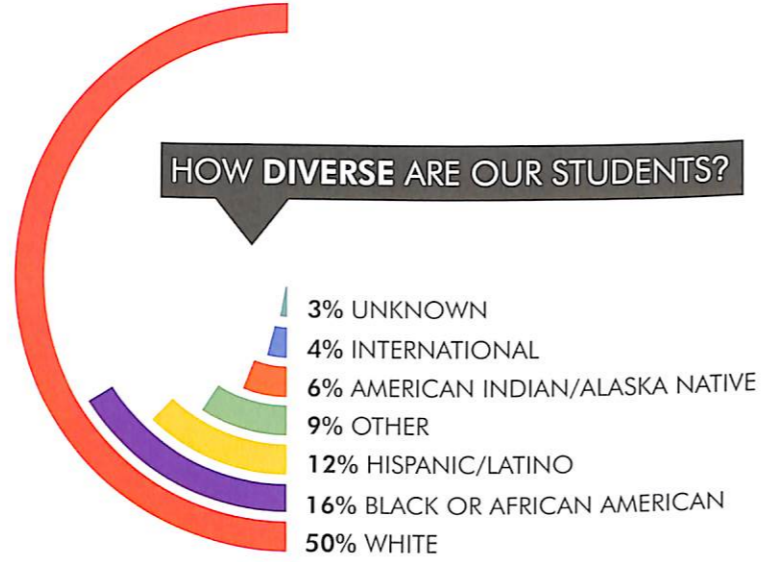


WHERE ARE OUR STUDENTS FROM?

TOP 2 COUNTRIES
(OTHER THAN THE U.S.)
1.3% NIGERIA // 0.7% NEPAL

TOP 2 STATES
(OTHER THAN OKLAHOMA)
4.6% TEXAS // 1.1% CALIFORNIA

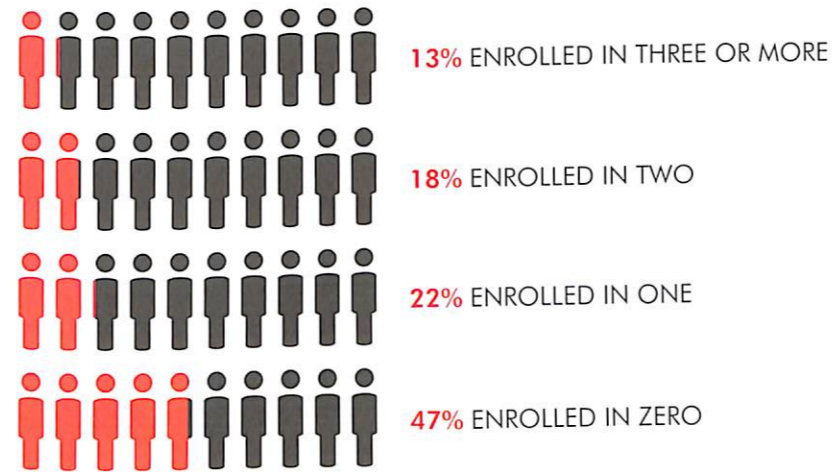
TOP 2 COUNTIES
(WITHIN OKLAHOMA)
54.3% COMANCHE // 12.0% STEPHENS



50% OF FIRST-TIME, FULL-TIME BACCALAUREATE DEGREE SEEKING STUDENTS ARE FROM **DUNCAN, ELGIN, CACHE, LAWTON, MACARTHUR, AND EISENHOWER HIGH SCHOOLS.**

IN FALL 2013, HOW MANY FIRST-TIME, FULL-TIME BACCALAUREATE DEGREE STUDENTS ENROLLED IN DEVELOPMENTAL CLASSES?

(TOTAL 529)





7 PROGRAMS
ARE AVAILABLE
ENTIRELY ONLINE

43% OF
STUDENTS



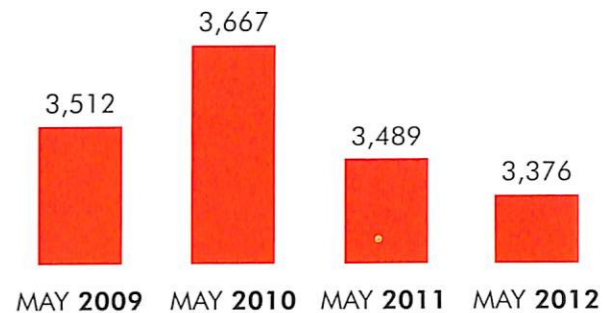
ARE ENROLLED IN AT LEAST
1 DISTANCE EDUCATION CLASS

32% OF
STUDENTS



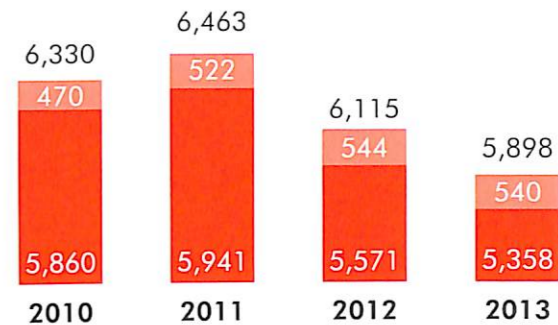
ARE ENROLLED IN AT LEAST
1 ONLINE/HYBRID CLASS

HIGH SCHOOL GRADUATES
IN SOUTHWEST OKLAHOMA

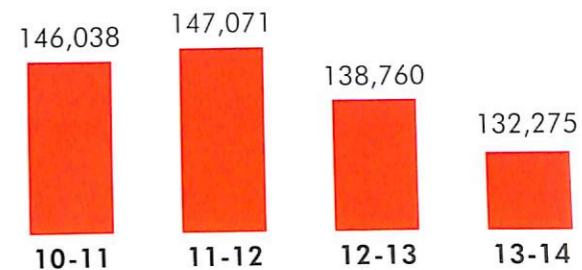



CAMERON UNIVERSITY
FALL ENROLLMENT

■ UNDERGRADUATE ■ GRADUATE



ANNUAL STUDENT CREDIT
HOUR PRODUCTION





AFFORDABILITY

CAMERON DISBURSED

\$22,884,317

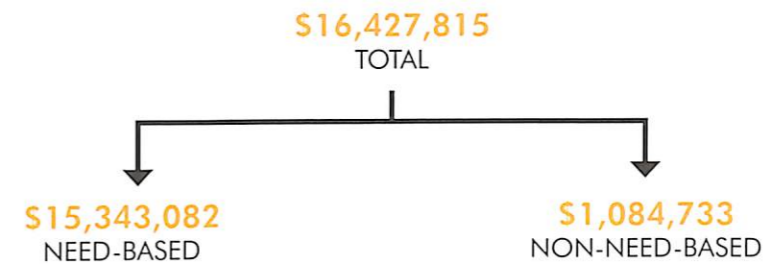
TO CAMERON UNIVERSITY STUDENTS IN AY 13-

71%

OF FULL-TIME DEGREE-SEEKING UNDERGRADUATES IN 2013-2014 WERE AWARDED NEED-BASED AID WITH AN AVERAGE PACKAGE OF \$7,810

70%

OF STUDENTS WHO RECEIVED A BACHELOR'S DEGREE BETWEEN JULY 1, 2012 AND JUNE 30, 2013 AND WHO STARTED AT CU AS A FIRST-TIME STUDENT NEVER BORROWED THROUGH ANY LOAN PROGRAM THROUGH CU.



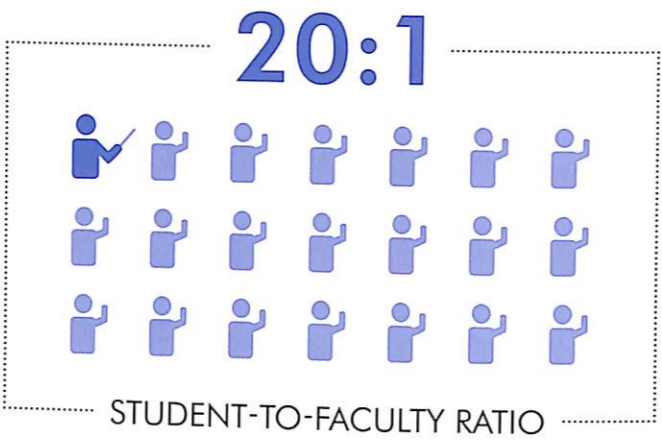

HOW MANY **SCHOLARSHIPS AND GRANTS** WERE AWARDED IN 2012-2013 TO DEGREE-SEEKING UNDERGRADUATES?

WHAT IS THE **COST** FOR A FULL-TIME IN-STATE STUDENT TO ATTEND CAMERON FOR THE **FULL 2014-2015 AY?**

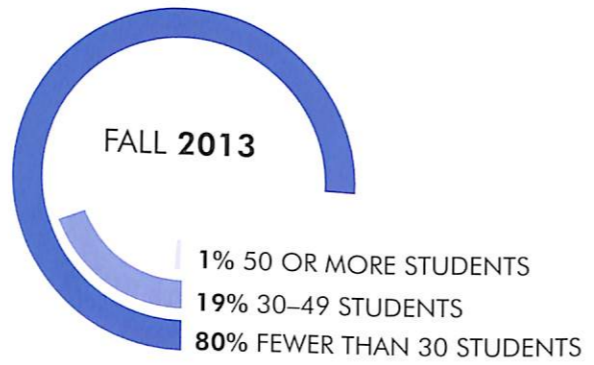
| | TUITION AND MANDATORY FEES | ROOM AND BOARD (ON-CAMPUS) | TOTAL |
|---|----------------------------|----------------------------|-----------------|
| UNDERGRADUATE (30 SEMESTER HOURS) | \$5,340 | \$4,664 | \$10,004 |
| GRADUATE (24 SEMESTER HOURS) | \$5,112 | \$4,664 | \$9,776 |



ACCOUNTABILITY



WHAT IS OUR UNDERGRADUATE CLASS SIZE?



WHAT IS OUR FALL 2013 EMPLOYEE DISTRIBUTION?

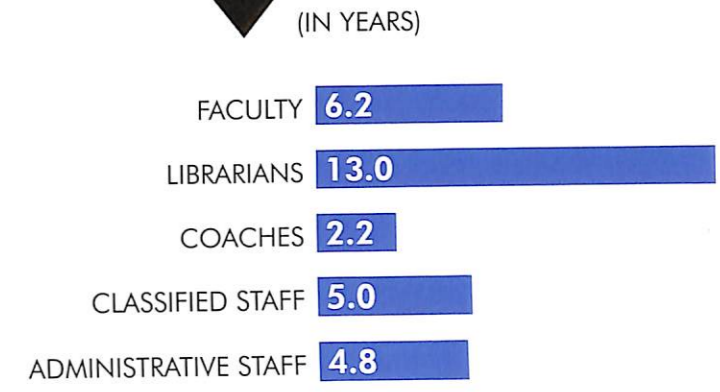


TOTAL FULL-TIME EMPLOYEES 529
TOTAL PART-TIME EMPLOYEES 173
TOTAL CAMERON EMPLOYEES 702



CAMERON FACULTY BY RANK

WHAT IS THE MEDIAN LENGTH OF SERVICE FOR FULL-TIME EMPLOYEES?





IN FALL 2013 AND/OR SPRING 2014, **349** SENIORS TOOK ASSESSMENT **EXAMS IN CRITICAL THINKING AND/OR WRITING.**

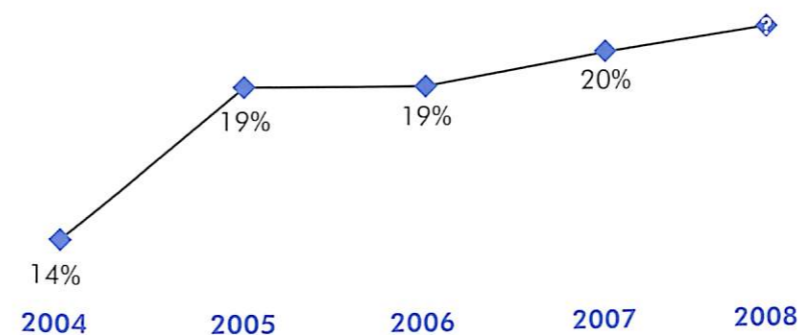


OF ALL STUDENT CREDIT HOURS ARE GENERATED IN CLASSES TAUGHT BY **FULL-TIME FACULTY.**

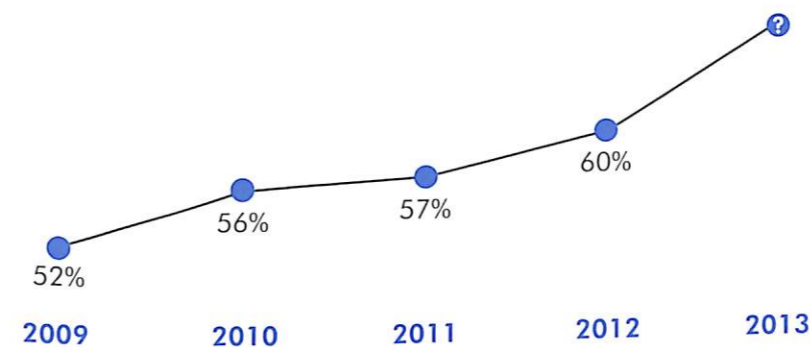
WHAT IS OUR ENROLLMENT AND STUDENT CREDIT HOUR PRODUCTION (SCHP) BY LOCATION?

| | SCHP | PERCENT OF SCHP |
|--------------|---------------|-----------------|
| LAWTON | 48,777 | 77.8% |
| ONLINE | 8,262 | 13.2% |
| DUNCAN | 4,337 | 6.9% |
| FT. SILL | 681 | 1.1% |
| ROGERS STATE | 511 | 0.8% |
| OTHER | 134 | 0.2% |
| TOTAL | 62,702 | 100% |

FIRST-TIME, FULL-TIME BACHELOR'S DEGREE SEEKING COHORT **SIX-YEAR GRADUATION RATES**



FIRST-TIME, FULL-TIME BACHELOR'S DEGREE SEEKING COHORT **FALL TO FALL PERSISTENCE RATES**





IN THE FALL 2013 SEMESTER...

494 OF STUDENTS
OR 8% LIVED ON CAMPUS

574 TOOK AT LEAST
OR 10% ONE CLASS AT
CU-DUNCAN

194 WERE ACTIVE
OR 3% DUTY MILITARY

415 WERE MILITARY
OR 7% FAMILY MEMBERS

195 ENROLLED IN
OR 3% AT LEAST ONE
CLASS AT FT. SILL

VETERANS GROVE HAS RECEIVED

\$20,215

IN DONATIONS TOWARDS ITS COMPLETION


IN 2013-2014, CAMERON HAD

28,667

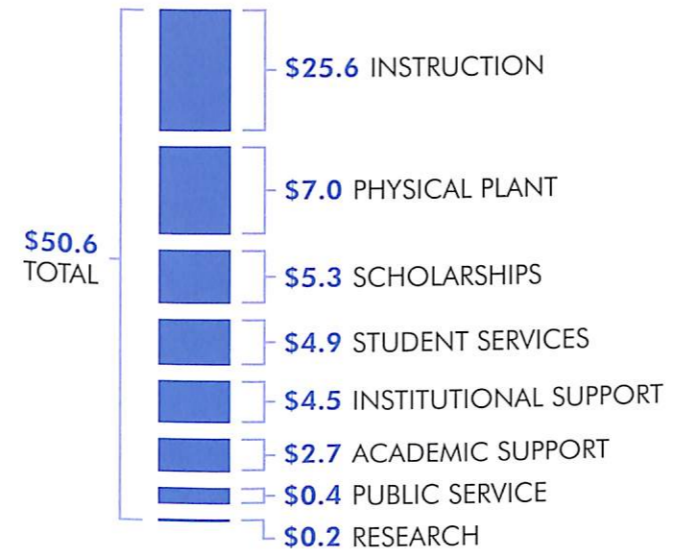
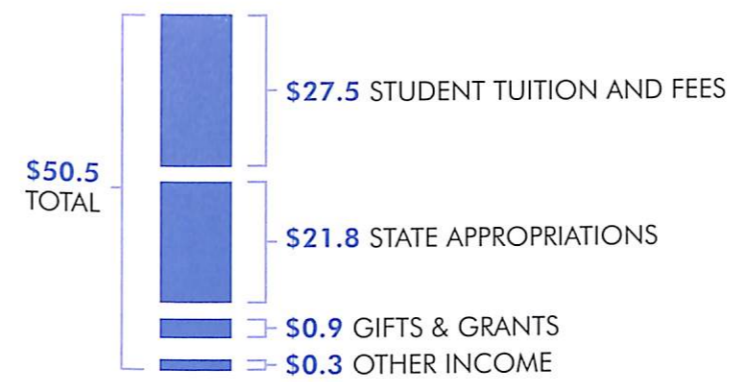
UNDERGRADUATE ALUMNI

IN 2013-2014, **\$241,600** WAS AVAILABLE IN 54 ENDOWED LECTURESHIPS.

IN FY 2013, THE CU FOUNDATION HAD **\$21,658,486** IN TOTAL ASSETS.



WHAT IS OUR PROJECTED REVENUE?
(IN MILLIONS)



WHAT IS OUR PROJECTED EXPENDITURE?
(IN MILLIONS)





ATTAINMENT

ATTAINMENT


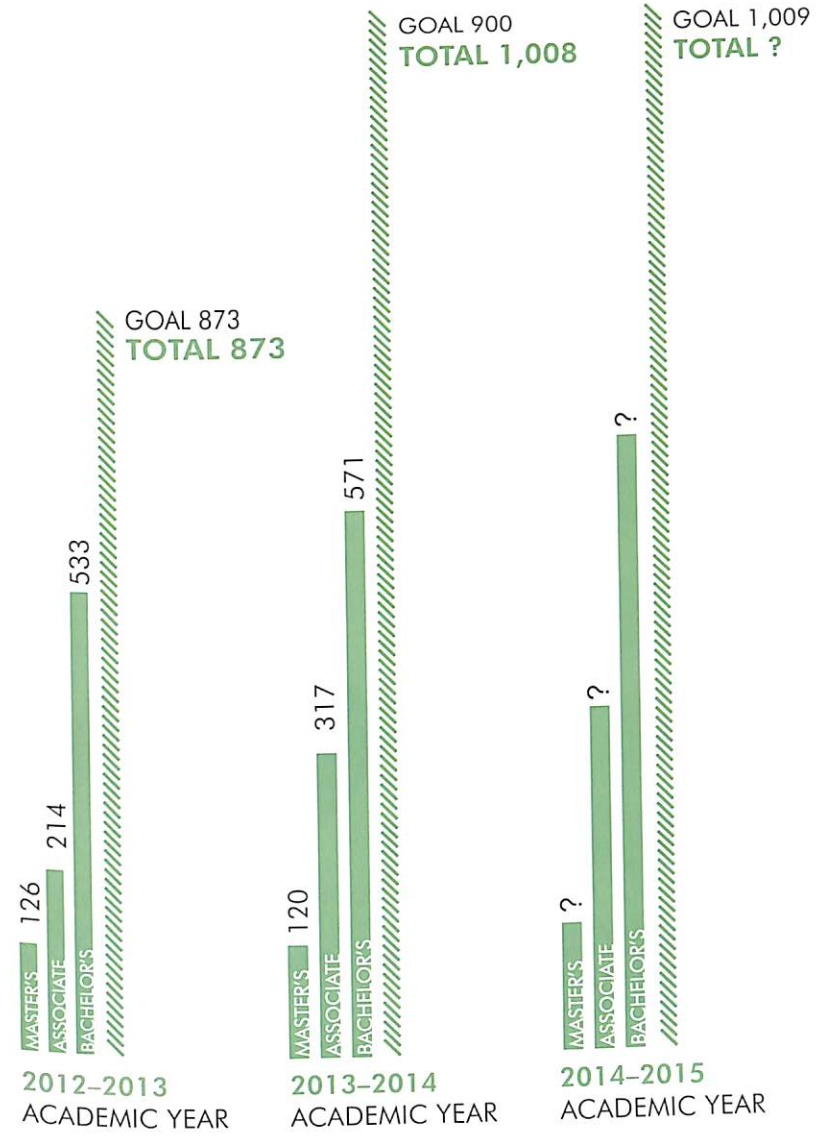


IN FALL 2013, **119** UNDERGRADUATE STUDENTS WITH 100 OR MORE EARNED HOURS **DID NOT GRADUATE AND DID NOT RETURN IN THE SPRING.**

OF OUR **FIRST-TIME, FULL-TIME BACCALAUREATE DEGREE** SEEKING STUDENTS...

| 2006 | 2007 | |
|------|------|--|
| 19% | 20% | GRADUATED FROM CU WITH A 4-YEAR DEGREE IN 6 YEARS |
| 6% | 8% | GRADUATED FROM ANOTHER INSTITUTION WITH A 4-YEAR DEGREE IN 6 YEARS |
| 5% | 5% | GRADUATED FROM CU WITH A 2-YEAR DEGREE IN 6 YEARS |
| 3% | 2% | GRADUATED FROM ANOTHER INSTITUTION WITH A 2-YEAR DEGREE IN 6 YEARS |
| 9% | 10% | STILL ENROLLED AT CU |
| 9% | 10% | STILL ENROLLED AT ANOTHER INSTITUTION |

HOW MANY DEGREES AND CERTIFICATES ARE AWARDED EVERY YEAR?



ATTAINMENT

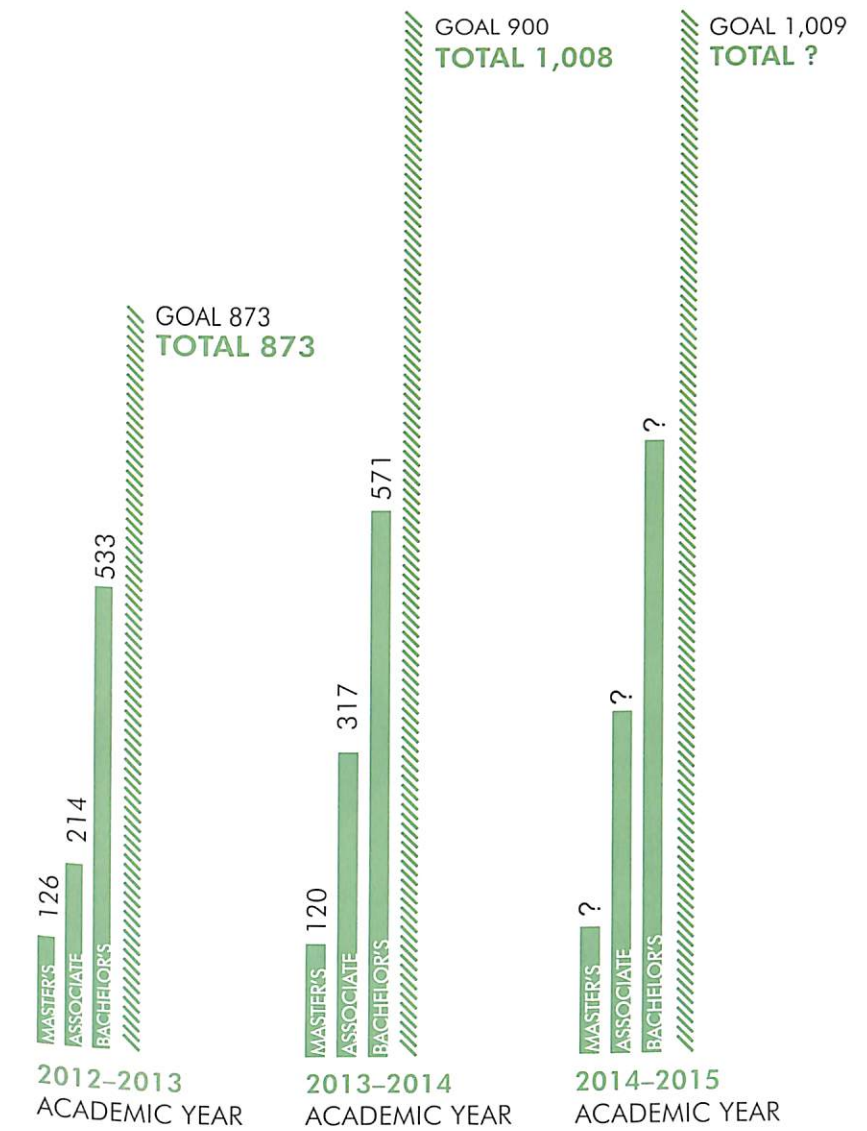



IN FALL 2013, 119 UNDERGRADUATE STUDENTS WITH 100 OR MORE EARNED HOURS **DID NOT GRADUATE AND DID NOT RETURN IN THE SPRING.**

OF OUR **FIRST-TIME, FULL-TIME BACCALAUREATE DEGREE** SEEKING STUDENTS...

| | 2006 | 2007 | |
|--|------|------|--|
| | 19% | 20% | GRADUATED FROM CU WITH A 4-YEAR DEGREE IN 6 YEARS |
| | 6% | 8% | GRADUATED FROM ANOTHER INSTITUTION WITH A 4-YEAR DEGREE IN 6 YEARS |
| | 5% | 5% | GRADUATED FROM CU WITH A 2-YEAR DEGREE IN 6 YEARS |
| | 3% | 2% | GRADUATED FROM ANOTHER INSTITUTION WITH A 2-YEAR DEGREE IN 6 YEARS |
| | 9% | 10% | STILL ENROLLED AT CU |
| | 9% | 10% | STILL ENROLLED AT ANOTHER INSTITUTION |

HOW MANY DEGREES AND CERTIFICATES ARE AWARDED EVERY YEAR?





MOST POPULAR
(FALL 2013) DEGREE PROGRAMS

- A.S. IN INTERDISCIPLINARY STUDIES (480 MAJORS)
- B.B.A. IN BUSINESS (430 MAJORS)
- B.S. IN PSYCHOLOGY (336 MAJORS)
- B.S. IN CRIMINAL JUSTICE (283 MAJORS)
- B.S. IN BIOLOGY (233 MAJORS)

VS




MOST REQUESTED
MAJORS BY LOCAL EMPLOYERS (2013-2014)

1. BUSINESS ADMINISTRATION
2. ACCOUNTING
3. COMMUNICATION
4. COMPUTER SCIENCE
4. EDUCATION

HOW MANY PROGRAMS DO WE OFFER?

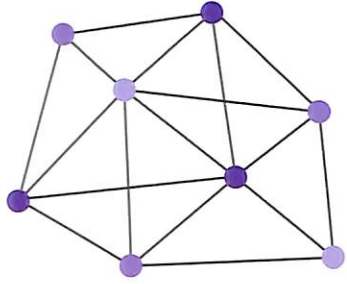
52 PROGRAMS TOTAL



8 ASSOCIATE // 37 BACHELOR'S // 6 MASTER'S // 1 POST MASTER'S



ENGAGEMENT



THE AGGIE **G.O.L.D. GROUP (GRADUATES OF THE LAST DECADE)**, SPONSORED BY THE CAMERON UNIVERSITY ALUMNI ASSOCIATION, COMPLETED ITS FIRST FULL YEAR OF SERVICE. A GROUP OF 10 CLASS AGENTS SUCCESSFULLY PLANNED FOUR DIFFERENT EVENTS INCLUDING A **DAY OF SERVICE AND HOMECOMING HAPPY HOUR**.

THERE WERE **472** OFF-CAMPUS PRIVATE PARTY ROOM RESERVATIONS.

AGGIE MILE

TREE CAMPUS USA

DIVERSITY CELEBRATION

COMMUNICATION WEEK

CAMERON CONNECTION

CONSTITUTION DAY

AGGIE REC CENTER

CERTIFIED HEALTHY CAMPUS

DETECTIVES SUMMER ACADEMY HOMECOMING RUN

MARTIN LUTHER KING, JR. DAY OF SERVICE

TECHNICOLOR RUN

ATHLETIC CAMPS

IN AY 2013-2014,

1,971 VOLUNTEER HOURS WERE LOGGED BY STUDENT ACTIVITIES.


VALUE TO THE COMMUNITY IS ESTIMATED AT **\$34,473**



2,990 VOLUNTEER HOURS WERE LOGGED BY STUDENT ATHLETES.

VALUE TO THE COMMUNITY IS ESTIMATED AT **\$52,295**

(BASED ON THE VOLUNTEER HOURS FOR OKLAHOMA RATE OF \$17.49)





SUSTAINABILITY CHALLENGES AND OPPORTUNITIES

CAMERON UNIVERSITY | ACADEMIC FESTIVAL 2014-2015

FOR MORE INFORMATION, VISIT
WWW.CAMERON.EDU/FESTIVAL2014-15




RICK BAYLESS
CHEF & AGRICULTURAL ACTIVIST
September 25, 2014 | 7:30 PM
University Theatre



ROBERT GLENNON
WATER RESOURCE EXPERT & AUTHOR
November 18, 2014 | 7:30 PM
University Theatre



JEFF SPECK
CITY PLANNER & URBAN DESIGNER
March 12, 2015 | 7:30 PM
University Theatre



ED BEGLEY, JR.
ACTOR & ENVIRONMENTALIST
May 8, 2015 | 7:30 PM
Cameron Stadium