

Cameron University

Historic Departmental Credit Hour Production



October 2005

ARCH
LD
786
.H57
2005

Table of Contents

Cameron University Total Credit Hour Production

Total Credit Hour Production 1
Cameron University Productivity 1
Undergraduate Credit Hour Production 2
Graduate Credit Hour Production 2
Credit Hour Production Breakdown for AY 2004 – 2005 3
Credit Hour Production by Day and Night Classes 3
Undergraduate Productivity AY 2004 – 2005 4

Credit Hour Production by Departments

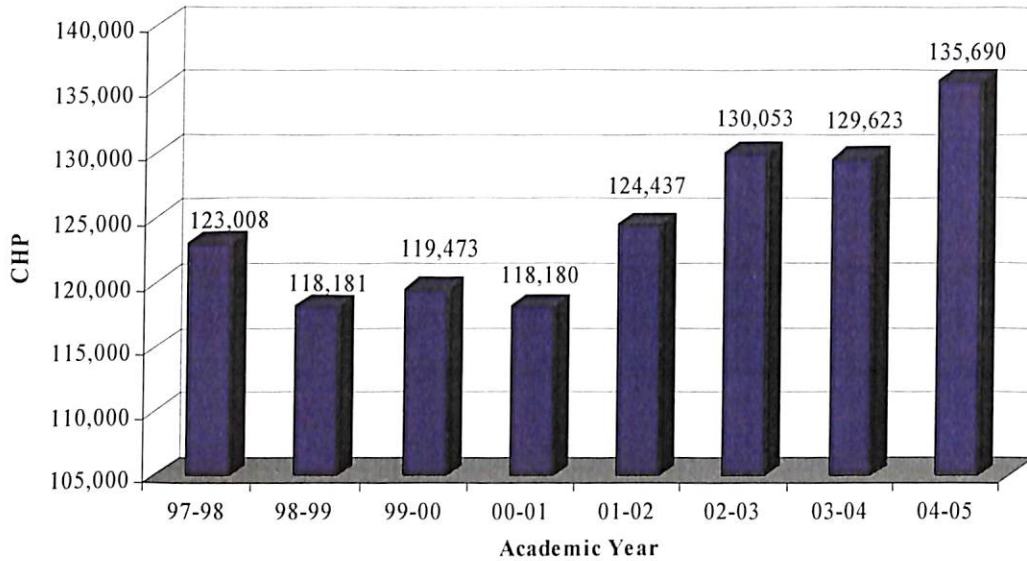
Department of Agriculture 5
Department of Art 6
Department of Biology 7
Department of Business
 Undergraduate 8
 Graduate 9
Department of Communications 10
Department of Criminal Justice and Sociology 11
Department of Education
 Undergraduate 12
 Graduate 13
Department of English, Foreign Language and Journalism 14
Department of Health and Physical Education 15
Department of History and Government 16
Department of Languages 17
Department of Mathematical Science 18
Department of Military Science 19
Department of Multimedia Design 20
Department of Music and Theatre Arts 21
Department of Physical Science 22
Department of Psychology and Human Ecology
 Undergraduate 23
 Graduate 24
Department of Technology 25
University Courses 26



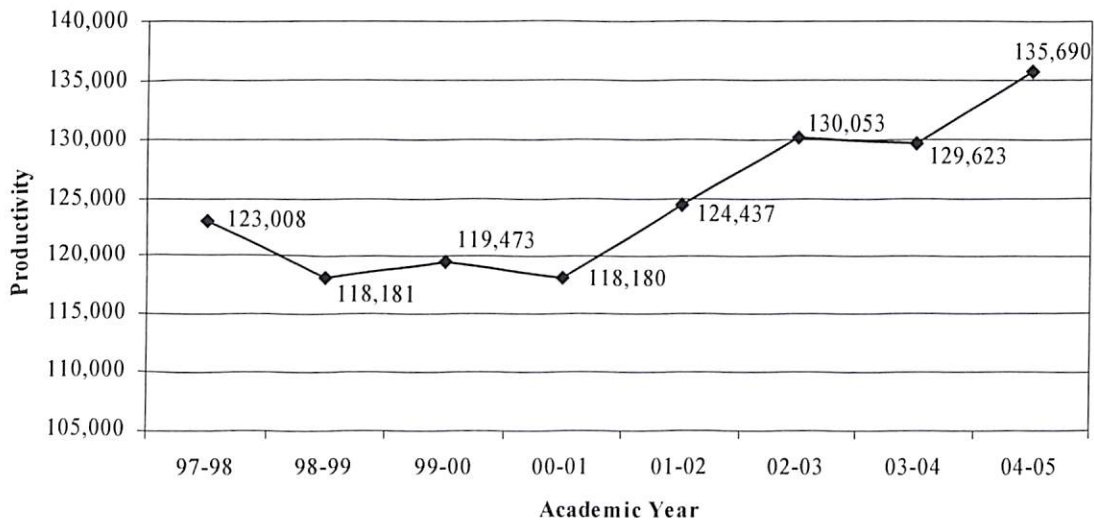
Total Credit Hour Production

Academic Year	97-98	98-99	99-00	00-01	01-02	02-03	03-04	04-05
CHP	123,008	118,181	119,473	118,180	124,437	130,053	129,623	135,690

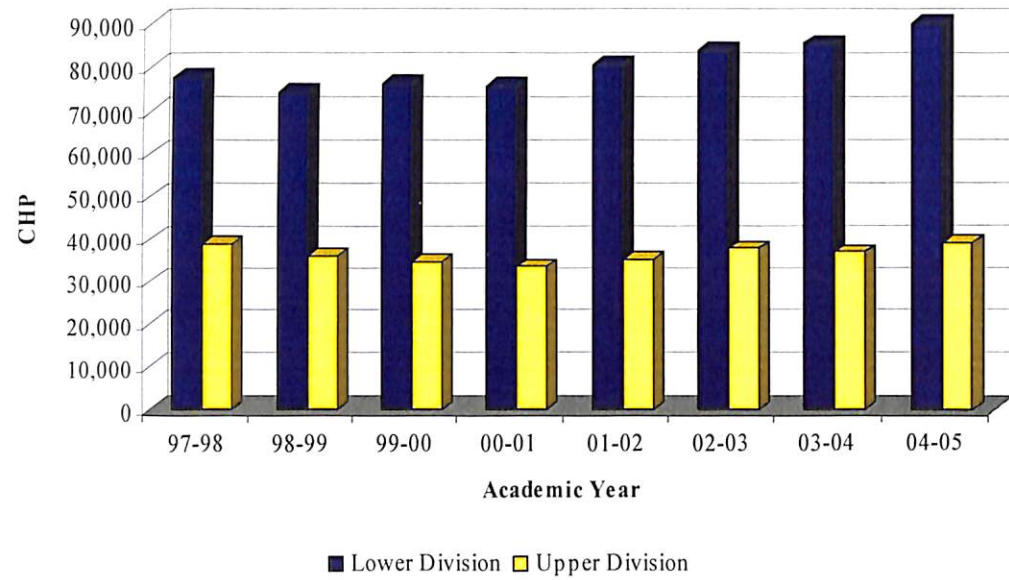
Total Credit Hour Production



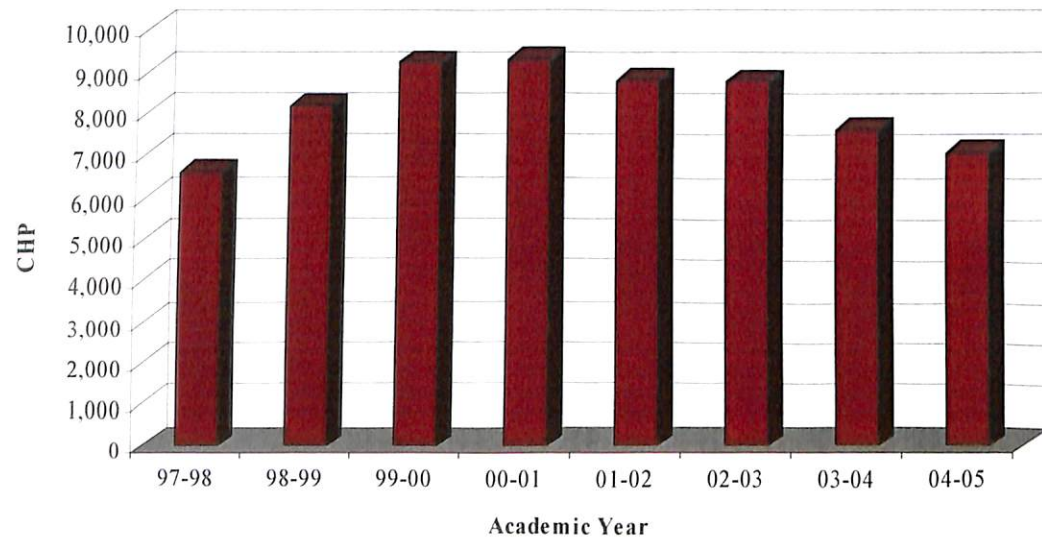
Cameron University Productivity



Undergraduate Credit Hour Production								
Academic Year	97-98	98-99	99-00	00-01	01-02	02-03	03-04	04-05
Lower Division	77,594	74,138	75,915	75,585	80,515	83,718	85,399	89,958
Upper Division	38,847	35,882	34,350	33,320	35,117	37,572	36,625	38,651

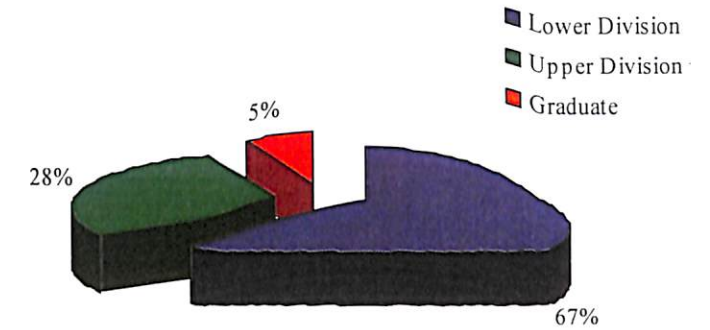


Graduate Credit Hour Production								
Academic Year	97-98	98-99	99-00	00-01	01-02	02-03	03-04	04-05
Graduate CHP	6,567	8,161	9,208	9,275	8,805	8,763	7,599	7,081



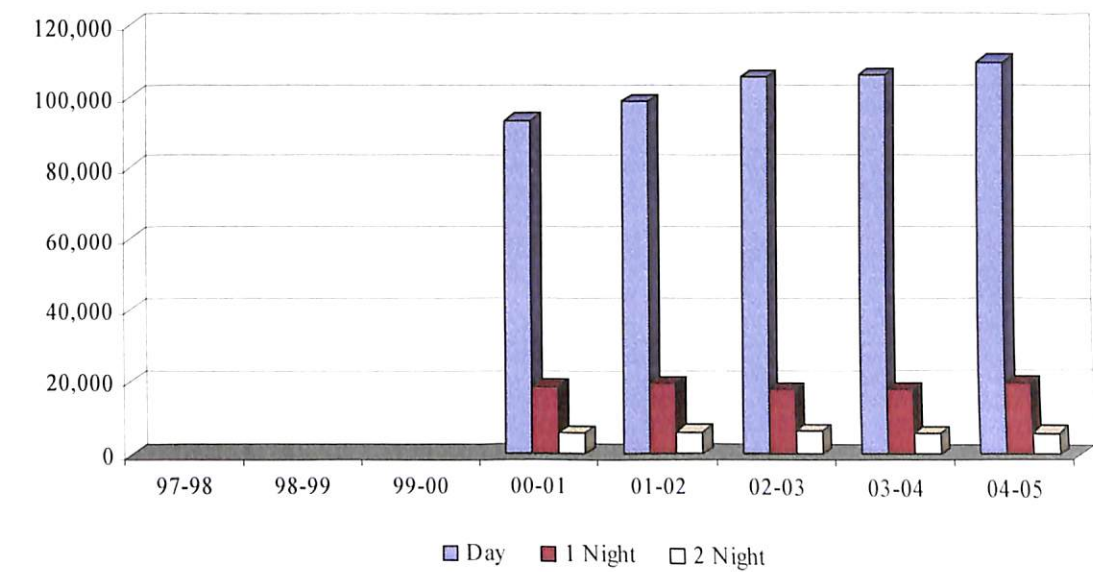
Credit Hour Production Breakdown for Academic Year 2004-2005

Lower Division	89,958
Upper Division	38,651
Graduate	7,081

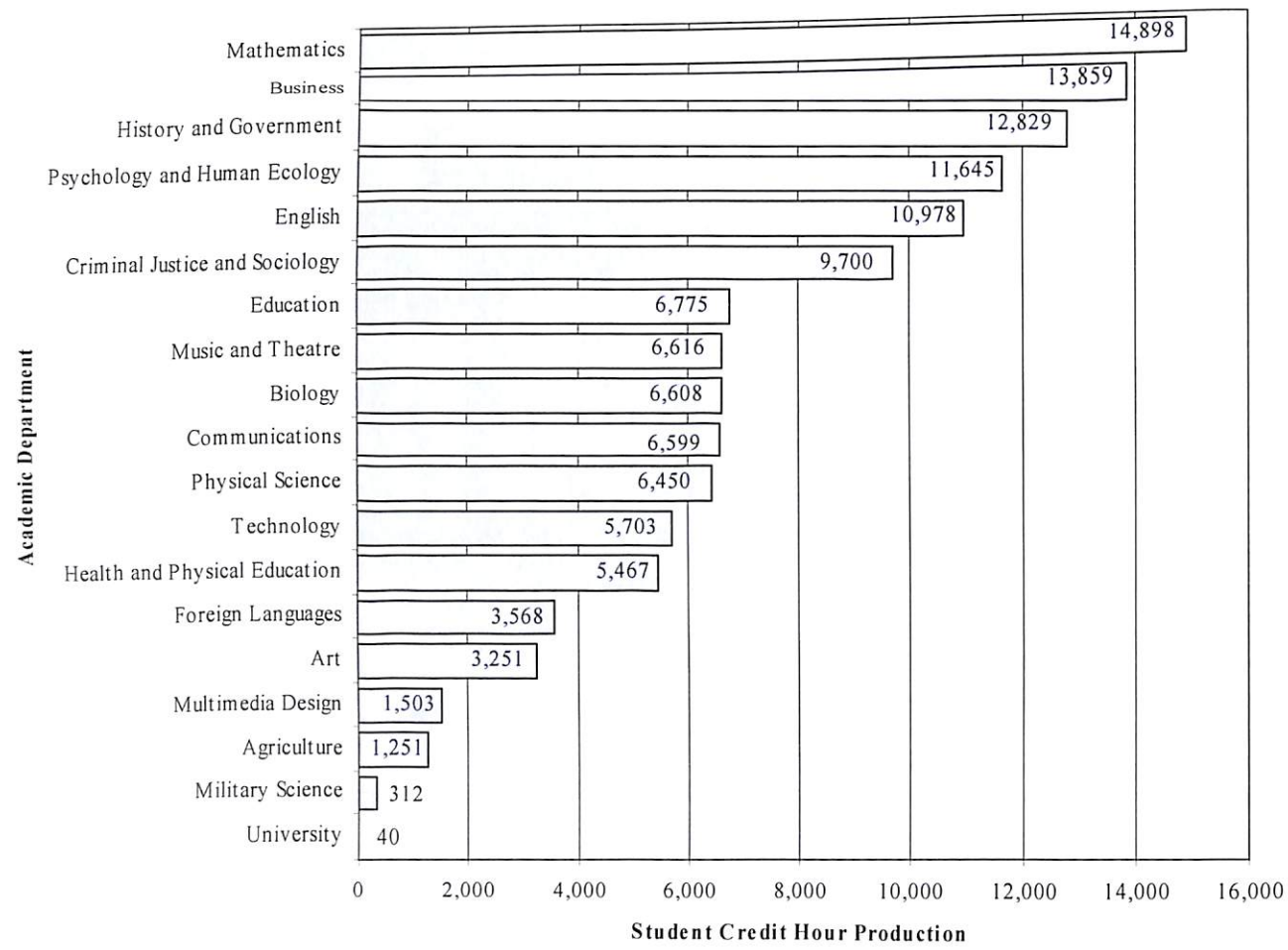


Credit Hour Production by Day and Night Classes

Academic Year	Day	1 Night	2 Night	Total
97-98				
98-99				
99-00				
00-01	93,242	18,860	6,078	118,180
01-02	98,461	19,761	6,215	124,437
02-03	105,549	17,928	6,576	130,053
03-04	106,024	17,827	5,772	129,623
04-05	109,790	19,780	6,120	135,690



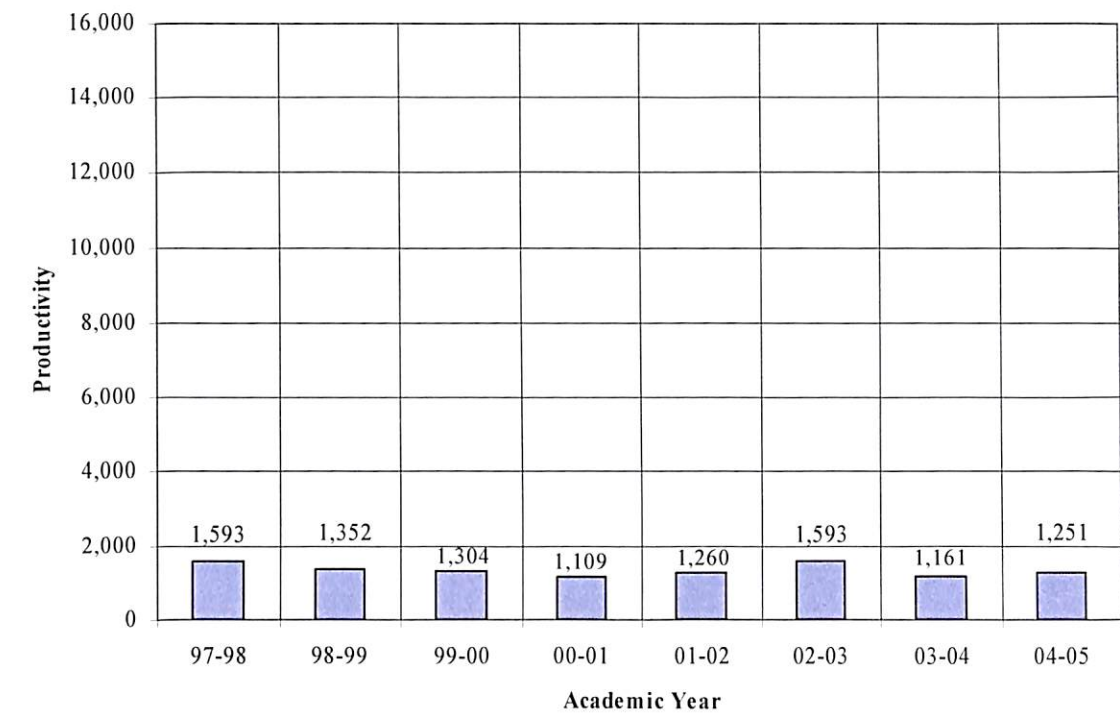
Cameron University Undergraduate Productivity AY 2004-2005



Department of Agriculture

	97-98	98-99	99-00	00-01	01-02	02-03	03-04	04-05
Credit Hour Production	1,593	1,352	1,304	1,109	1,260	1,593	1,161	1,251
FTE	53	45	43	37	42	53	39	41

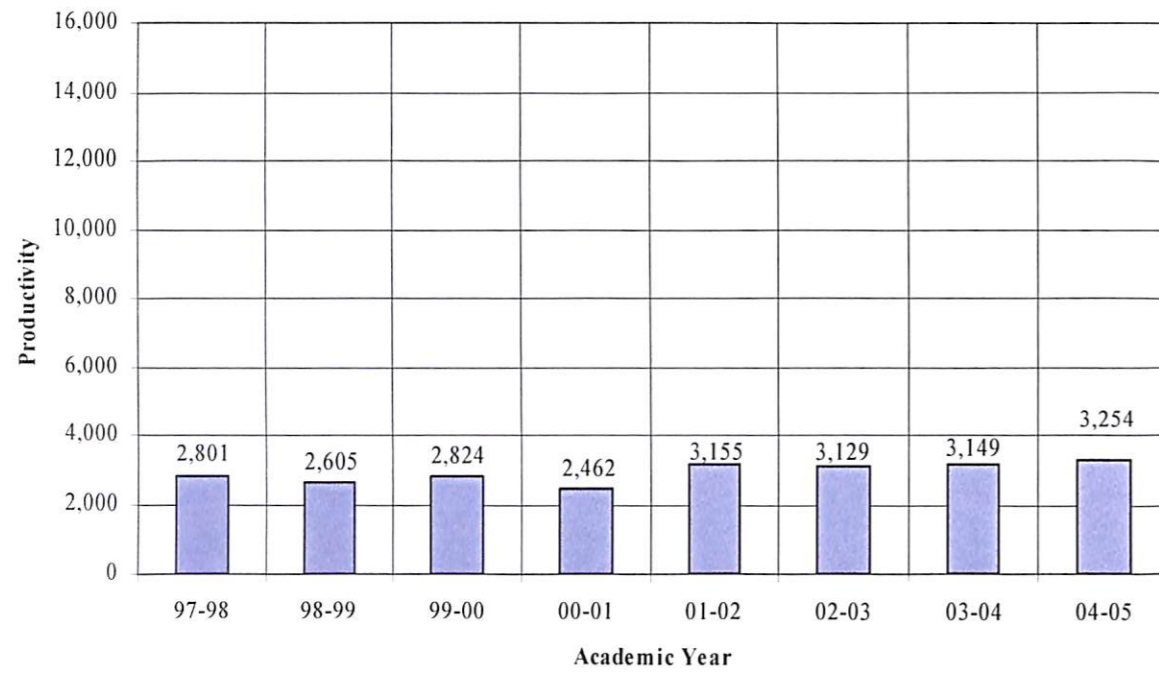
CU-Agriculture Department Productivity



Department of Art

	97-98	98-99	99-00	00-01	01-02	02-03	03-04	04-05
Credit Hour Production	2,801	2,605	2,824	2,462	3,155	3,129	3,149	3,254
FTE	93	87	94	82	106	104	106	109

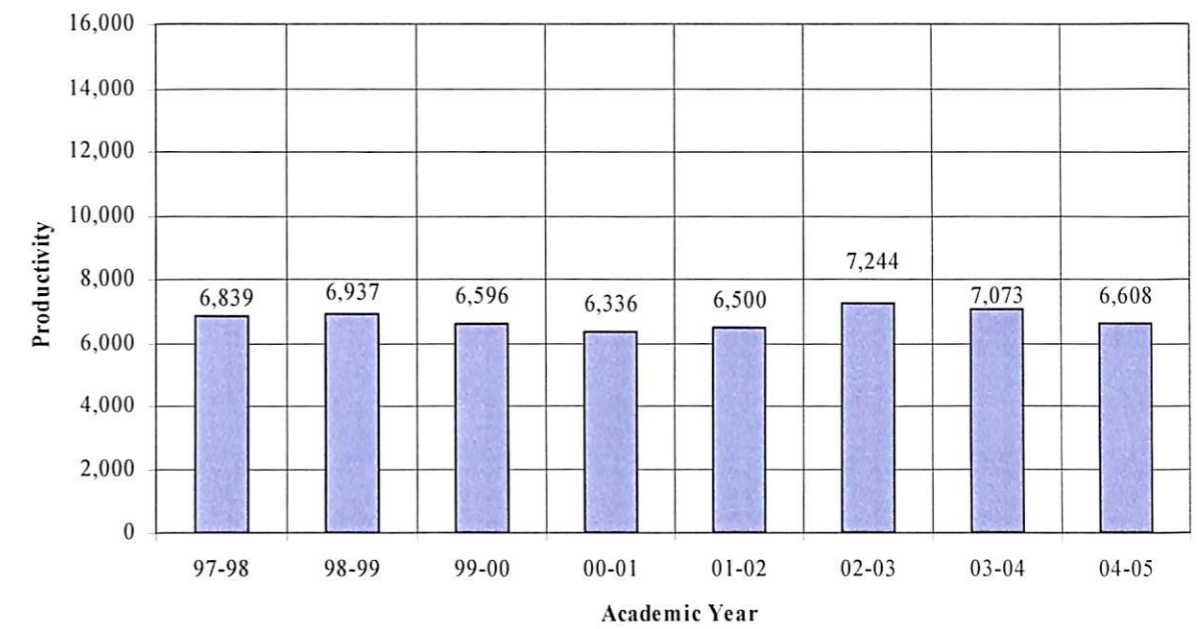
CU-Art Department Productivity



Department of Biology

	97-98	98-99	99-00	00-01	01-02	02-03	03-04	04-05
Credit Hour Production	6,839	6,937	6,596	6,336	6,500	7,244	7,073	6,608
FTE	228	231	220	212	216	241	236	220

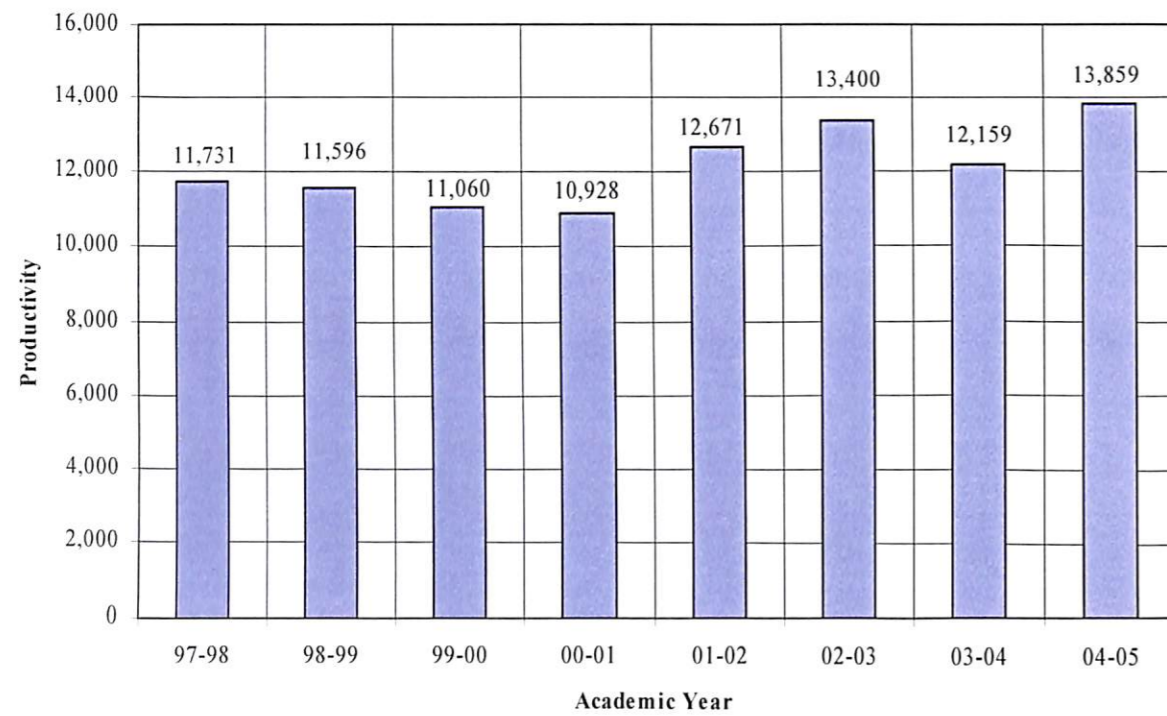
CU-Biology Department Productivity



Department of Business
Undergraduate

	97-98	98-99	99-00	00-01	01-02	02-03	03-04	04-05
Credit Hour Production	11,731	11,596	11,060	10,928	12,671	13,400	12,159	13,859
FTE	391	386	368	364	422	447	406	462

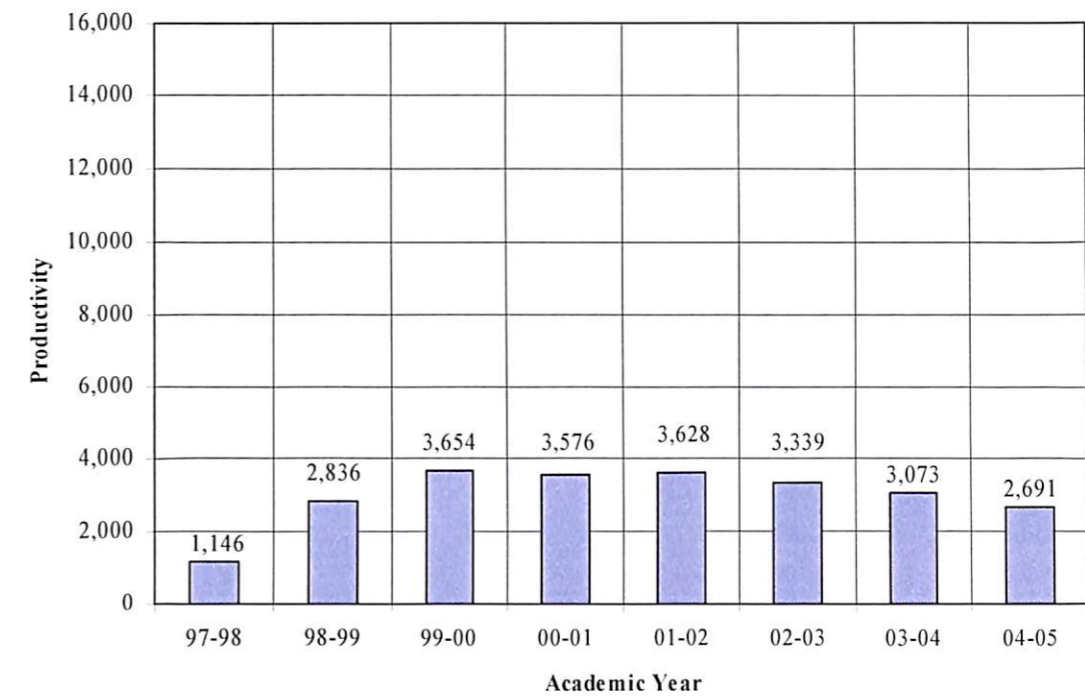
CU-Business Department Productivity



Department of Business
Graduate

	97-98	98-99	99-00	00-01	01-02	02-03	03-04	04-05
Graduate Credit Hour Production	1,146	2,836	3,654	3,576	3,628	3,339	3,073	2,691
Graduate FTE	48	118	152	149	151	139	128	112

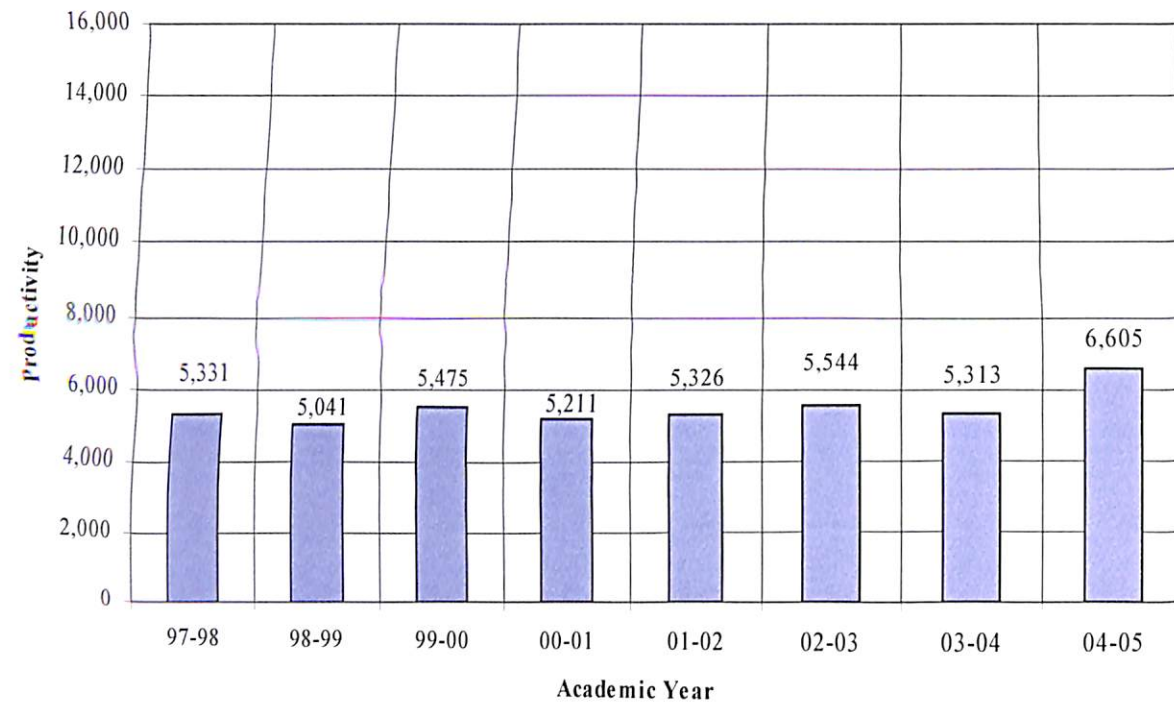
CU-Business Department Productivity



Department of Communications

	97-98	98-99	99-00	00-01	01-02	02-03	03-04	04-05
Credit Hour Production	5,331	5,041	5,475	5,211	5,326	5,544	5,313	6,605
FTE	178	168	183	174	178	185	177	220

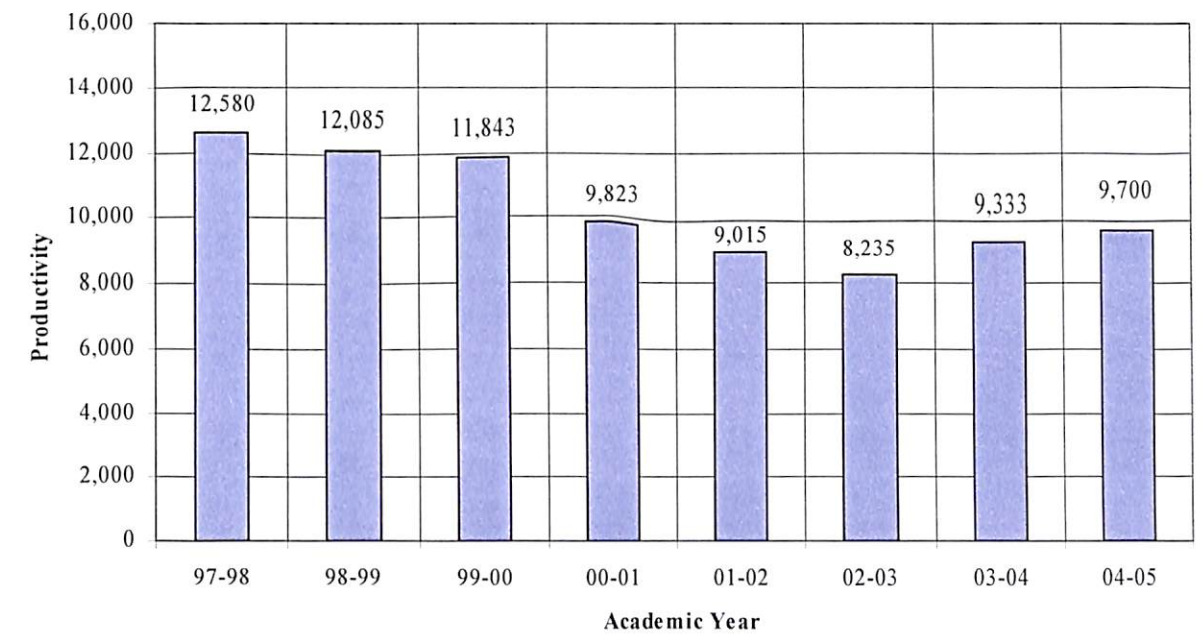
CU-Communications Department Productivity



Department of Criminal Justice and Sociology

	97-98	98-99	99-00	00-01	01-02	02-03	03-04	04-05
Credit Hour Production	12,580	12,085	11,843	9,823	9,015	8,235	9,333	9,700
FTE	419	403	395	328	301	275	312	324

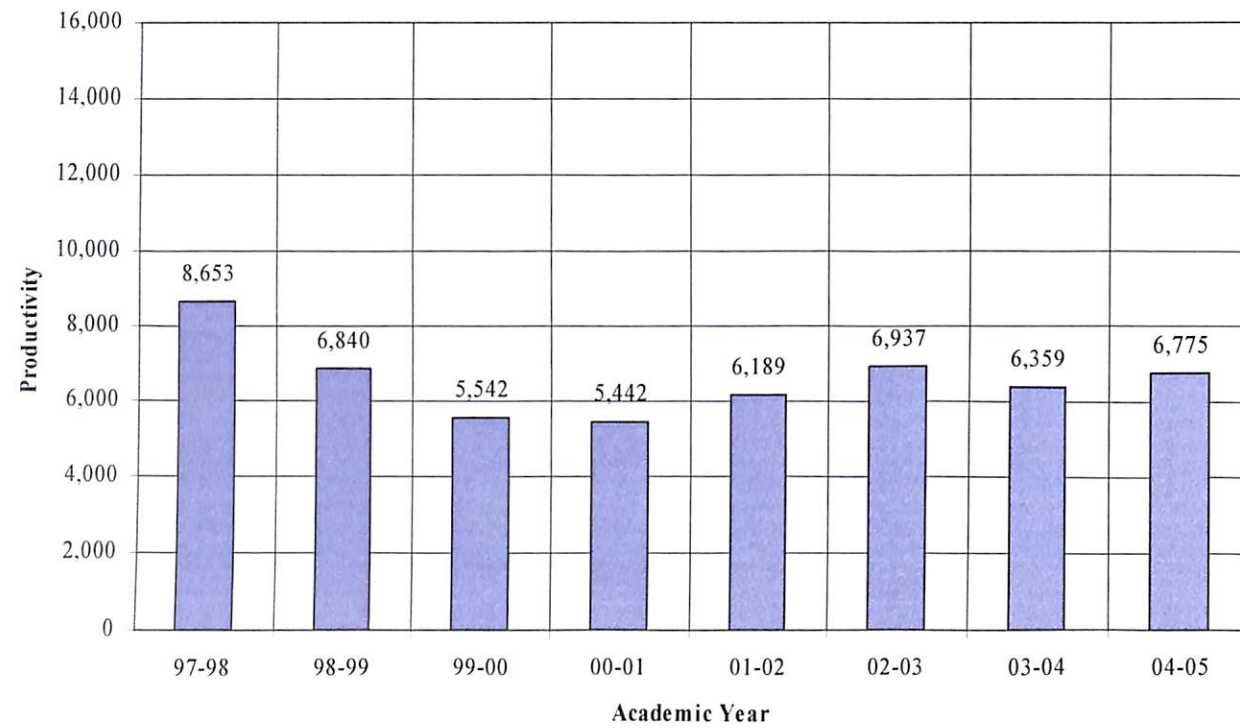
CU-Criminal Justice and Sociology Department Productivity



Department of Education
Undergraduate

	97-98	98-99	99-00	00-01	01-02	02-03	03-04	04-05
Undergraduate Credit Hour Production	8,653	6,840	5,542	5,442	6,189	6,937	6,359	6,775
Undergraduate FTE	288	228	185	182	207	231	212	226

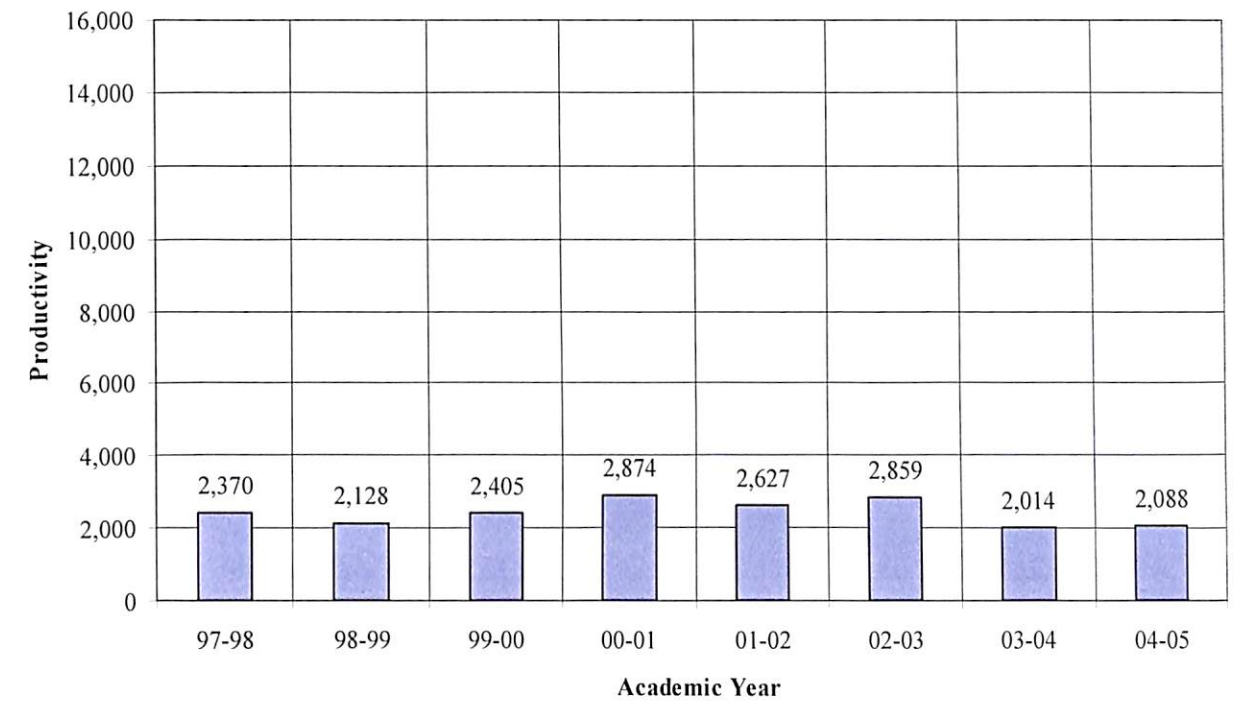
CU-Education Department Productivity



Department of Education
Graduate

	97-98	98-99	99-00	00-01	01-02	02-03	03-04	04-05
Graduate Credit Hour Production	2,370	2,128	2,405	2,874	2,627	2,859	2,014	2,088
Graduate FTE	99	89	100	120	109	119	84	87

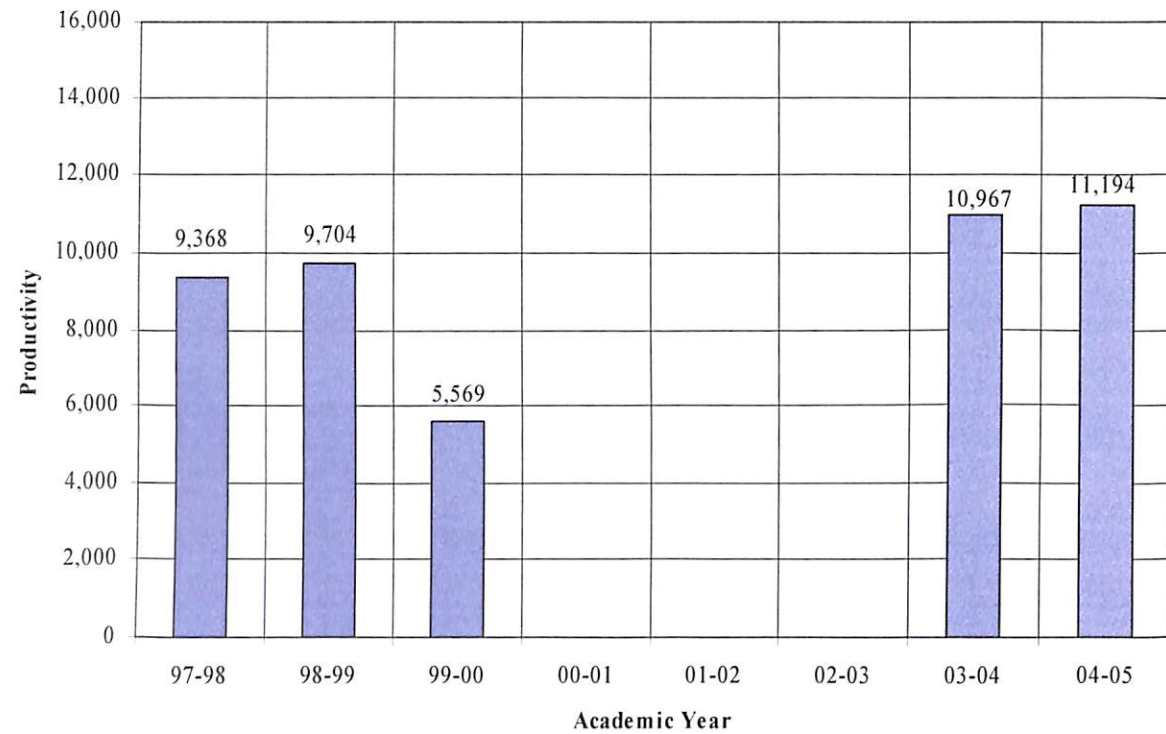
CU-Education Department Productivity



Department of English, Foreign Language, and Journalism

	97-98	98-99	99-00	00-01	01-02	02-03	03-04	04-05
Credit Hour Production	9,368	9,704	5,569				10,967	11,194
FTE	315	327	188				368	375

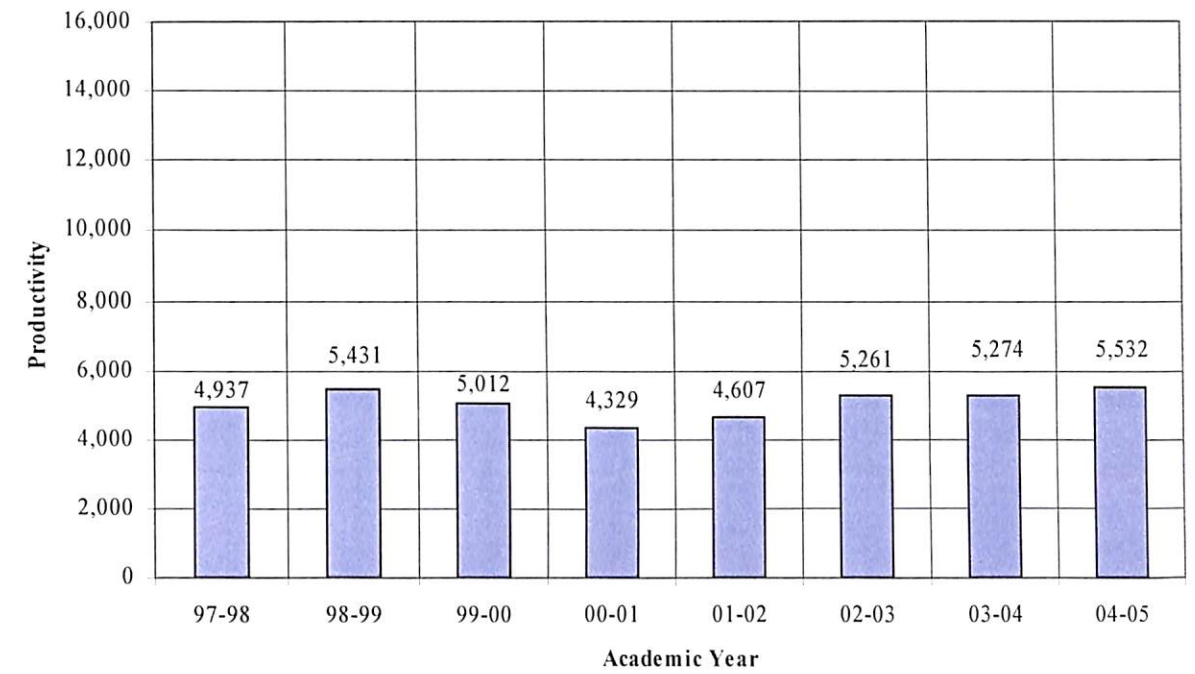
CU-English Department Productivity



Department of Health and Physical Education

	97-98	98-99	99-00	00-01	01-02	02-03	03-04	04-05
Credit Hour Production	4,937	5,431	5,012	4,329	4,607	5,261	5,274	5,532
FTE	165	182	168	145	154	175	177	185

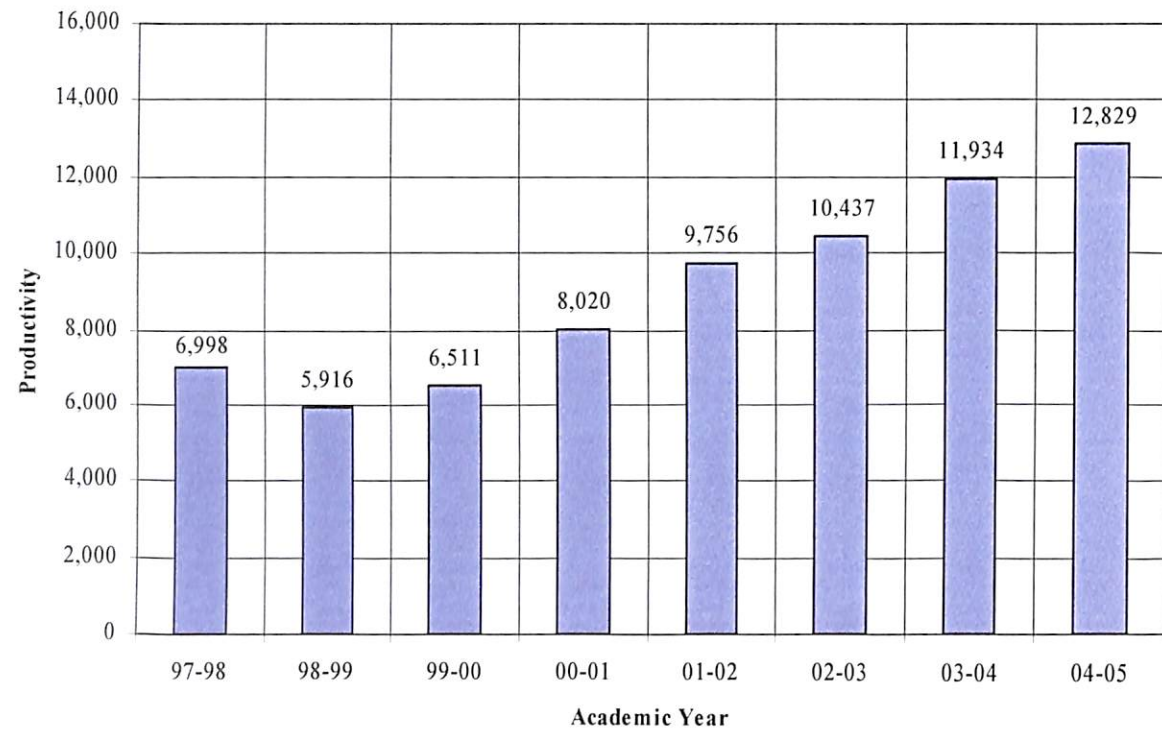
CU-Health and Physical Education Department Productivity



Department of History and Government

	97-98	98-99	99-00	00-01	01-02	02-03	03-04	04-05
Credit Hour Production	6,998	5,916	6,511	8,020	9,756	10,437	11,934	12,829
FTE	234	198	217	268	325	348	398	427

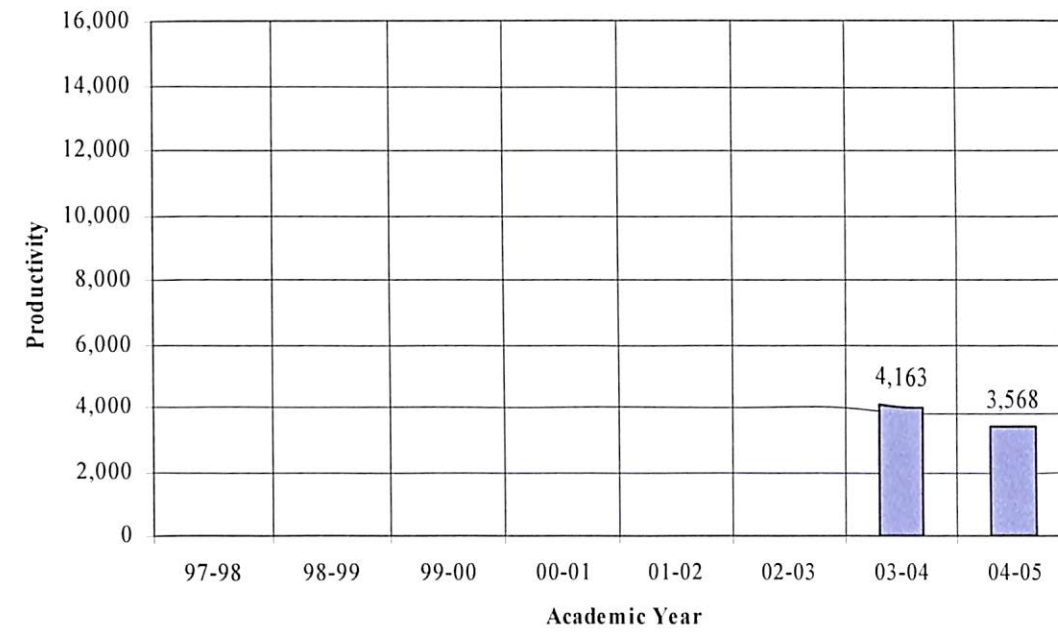
CU-History and Government Department Productivity



Department of Languages

	97-98	98-99	99-00	00-01	01-02	02-03	03-04	04-05
Credit Hour Production							4,163	3,568
FTE							139	119

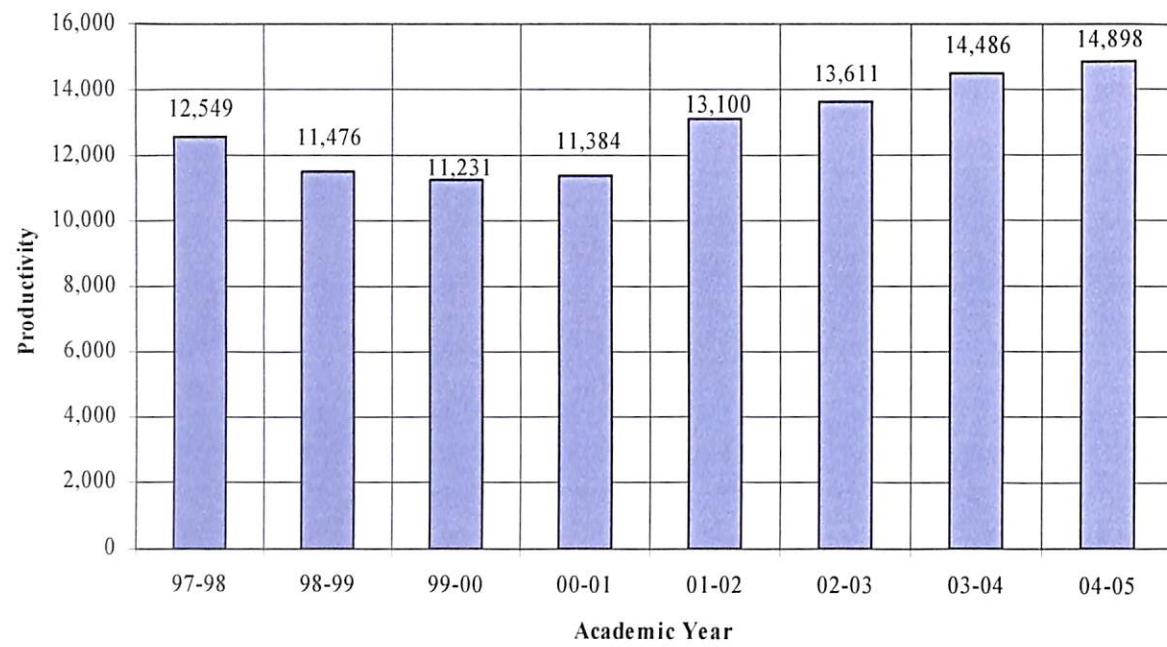
CU-Languages Department Productivity



Department of Mathematical Science

	97-98	98-99	99-00	00-01	01-02	02-03	03-04	04-05
Credit Hour Production	12,549	11,476	11,231	11,384	13,100	13,611	14,486	14,898
FTE	418	383	374	379	437	453	483	497

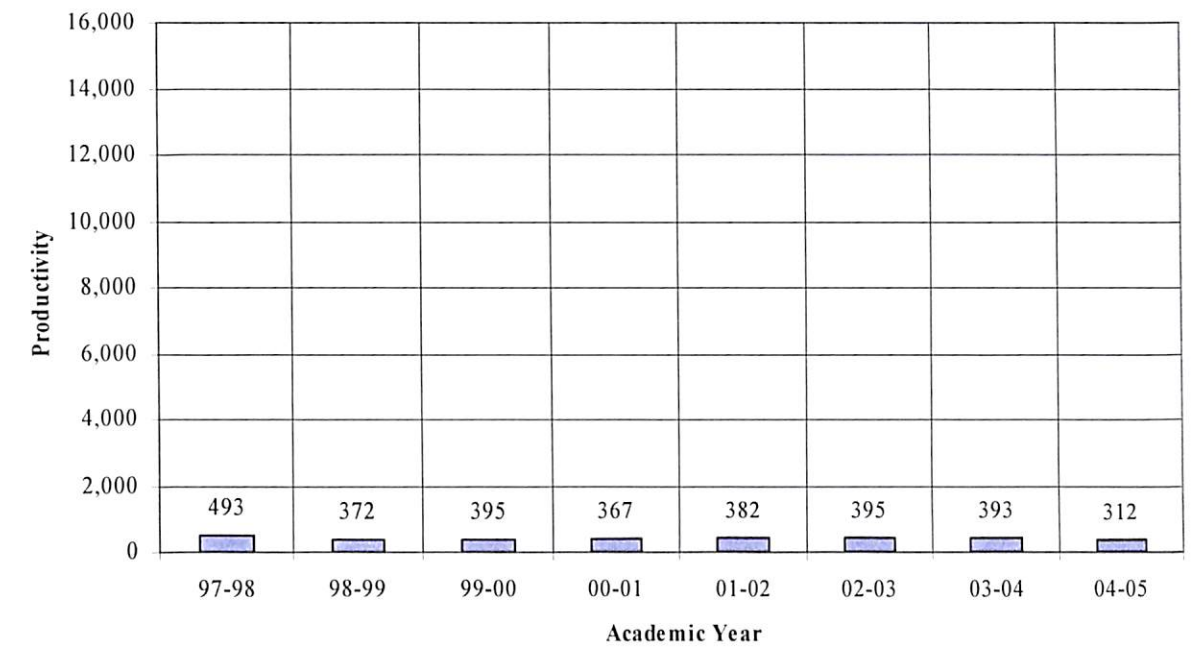
CU-Mathematical Science Department Productivity



Department of Military Science

	97-98	98-99	99-00	00-01	01-02	02-03	03-04	04-05
Credit Hour Production	493	372	395	367	382	395	393	312
FTE	16	12	13	12	13	14	13	10

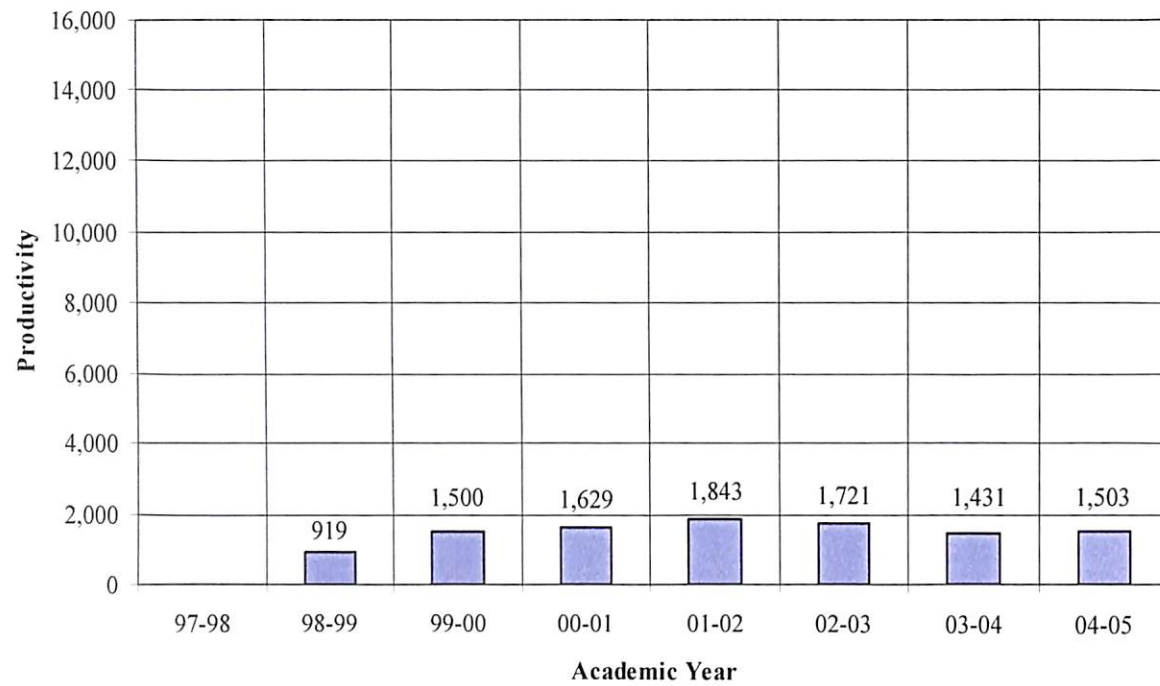
CU-Military Science Department Productivity



Department of Multimedia Design

	97-98	98-99	99-00	00-01	01-02	02-03	03-04	04-05
Credit Hour Production		919	1,500	1,629	1,843	1,721	1,431	1,503
FTE		31	50	54	61	57	48	50

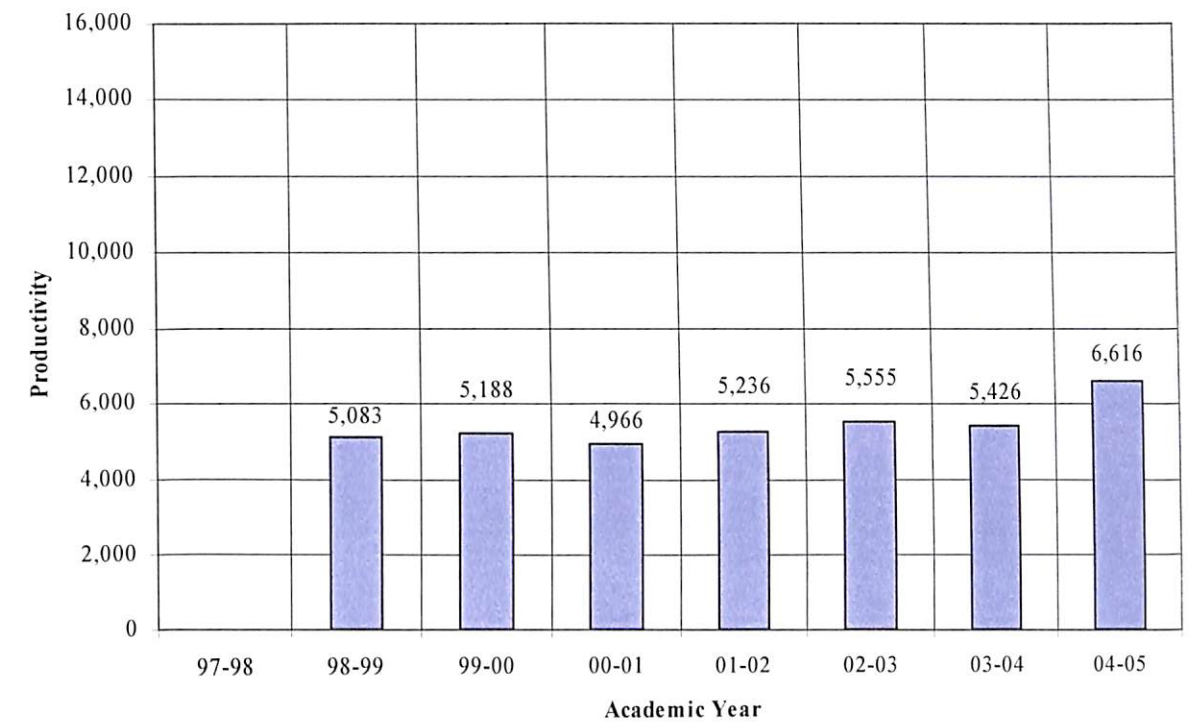
CU-Multimedia Design Department Productivity



Department of Music and Theatre Arts

	97-98	98-99	99-00	00-01	01-02	02-03	03-04	04-05
Credit Hour Production		5,083	5,188	4,966	5,236	5,555	5,426	6,616
FTE		170	173	166	174	185	181	220

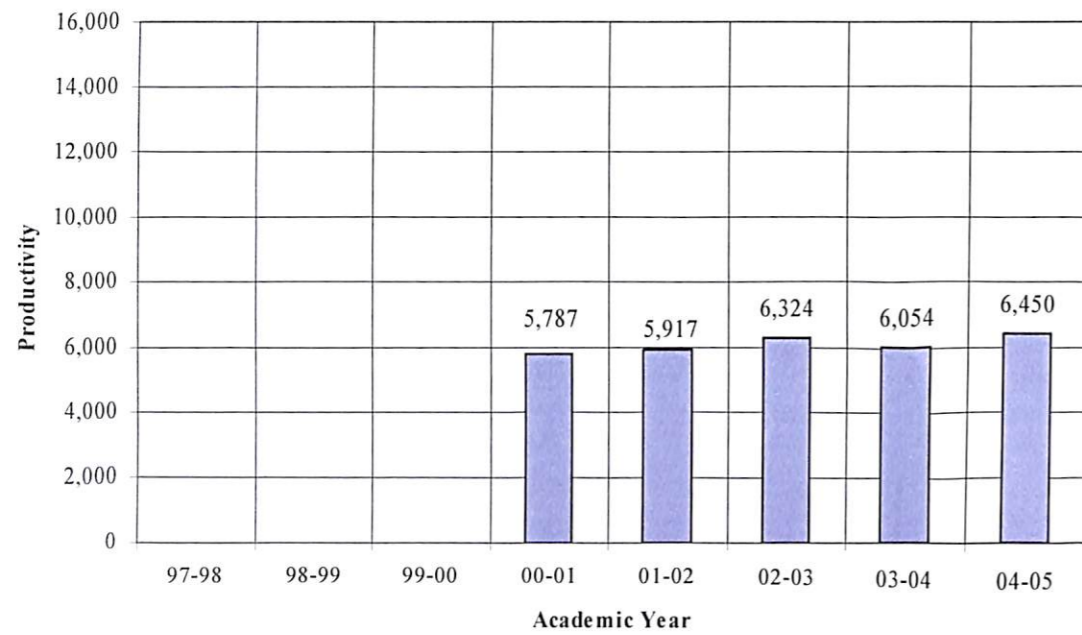
CU-Music and Theatre Arts Department Productivity



Department of Physical Science

	97-98	98-99	99-00	00-01	01-02	02-03	03-04	04-05
Credit Hour Production				5,787	5,917	6,324	6,054	6,450
FTE				193	197	211	201	215

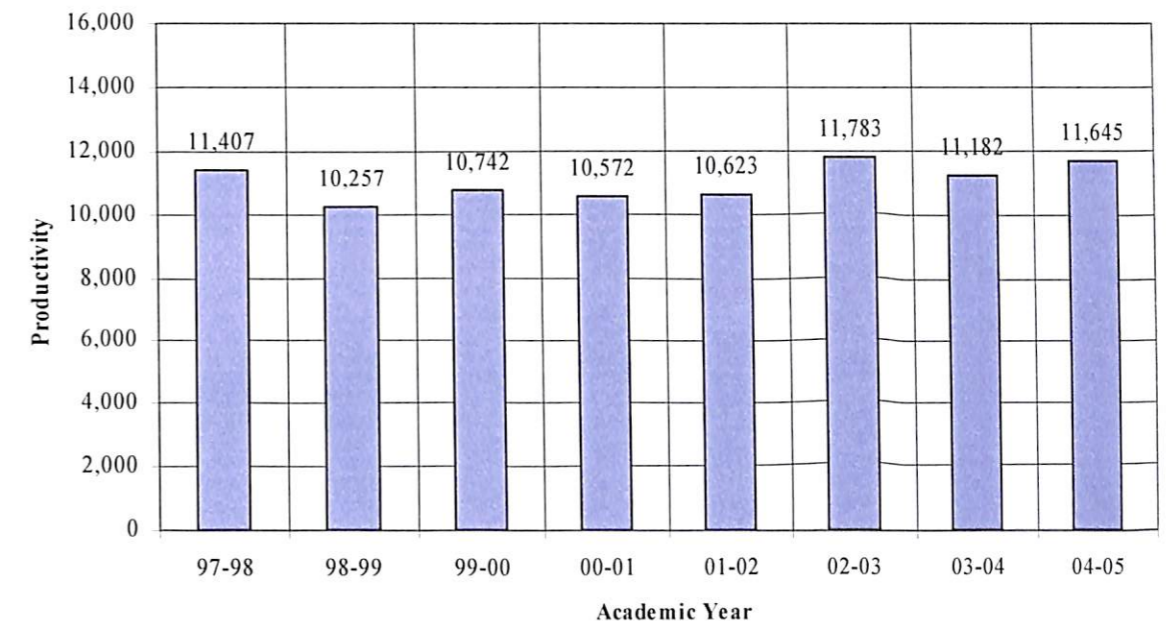
CU-Physical Science Department Productivity



Department of Psychology and Human Ecology
Undergraduate

	97-98	98-99	99-00	00-01	01-02	02-03	03-04	04-05
Undergraduate Credit Hour Production	11,407	10,257	10,742	10,572	10,623	11,783	11,182	11,645
Undergraduate FTE	380	342	358	353	354	393	372	388

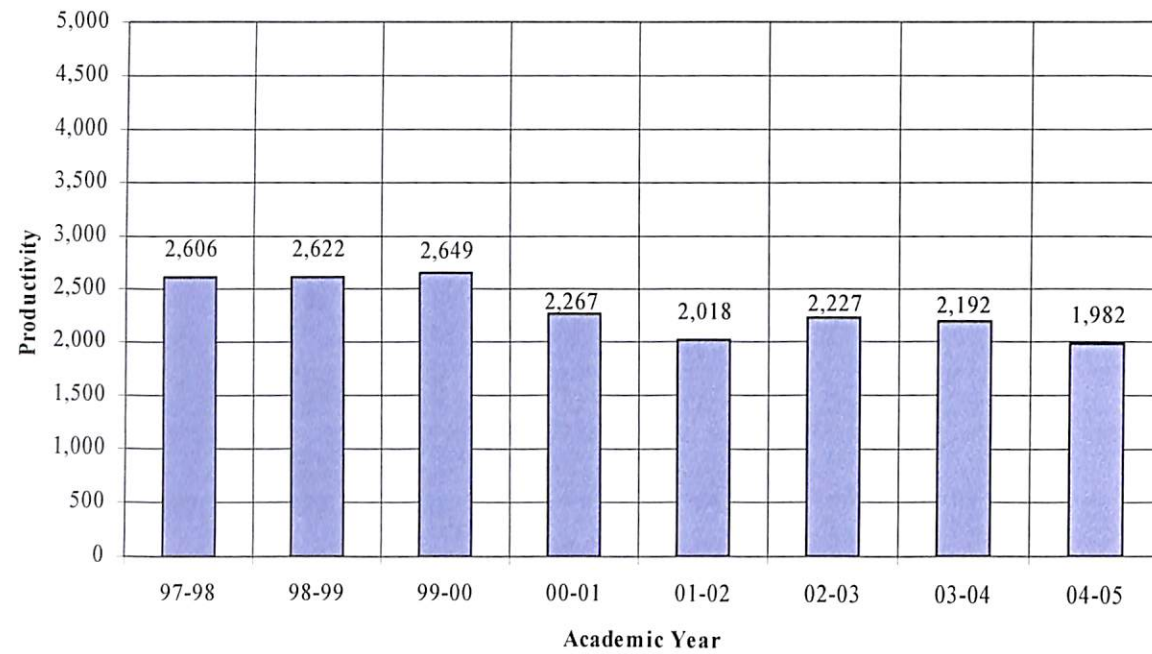
CU-Psychology and Human Ecology Department Productivity



Department of Psychology and Human Ecology
Graduate

	97-98	98-99	99-00	00-01	01-02	02-03	03-04	04-05
Graduate Credit Hour Production	2,606	2,622	2,649	2,267	2,018	2,227	2,192	1,982
Graduate FTE	109	109	110	94	84	93	91	83

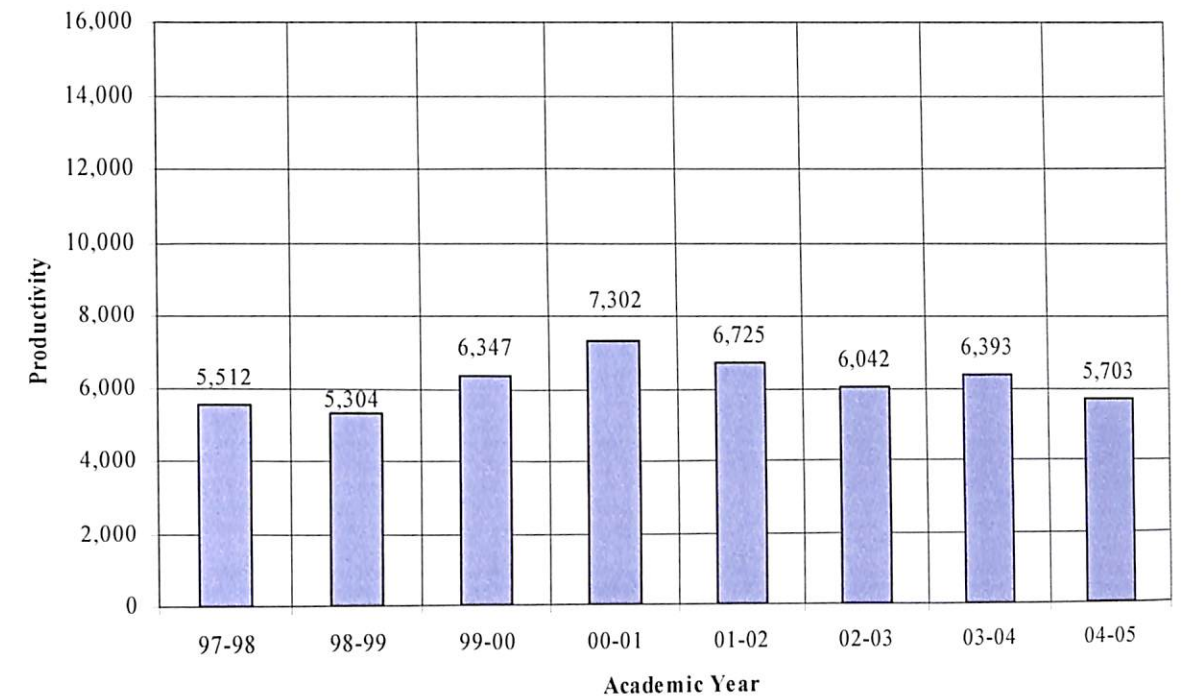
CU-Psychology and Human Ecology Department Productivity



Department of Technology

	97-98	98-99	99-00	00-01	01-02	02-03	03-04	04-05
Credit Hour Production	5,512	5,304	6,347	7,302	6,725	6,042	6,393	5,703
FTE	184	177	212	243	224	202	213	190

CU-Technology Department Productivity



University Courses

	97-98	98-99	99-00	00-01	01-02	02-03	03-04	04-05
Credit Hour Production	411	294	329	532	277	192	94	70
FTE	14	10	11	18	9	6	3	2

CU-University Courses Productivity

